

Mini Follow Focus MFF-2 Cine Sets

Cine: Gear Ratio 2:1



MFF-2 Cine Standard Set

Consists of:
Mini Follow Focus MFF-2 Cine,
Focus Knob Standard left,
Focus Gear 0.8/43 teeth,

[KK.0005759](#)

K2.65255.0
K2.65253.0
K2.65259.0



MFF-2 Cine Hard Stop Set

Consists of:
Mini Follow Focus MFF-2 Cine,
Focus Knob Hard Stop,
Focus Gear 0.8/43 teeth,

[KK.0005760](#)

K2.65255.0
K2.65248.0
K2.65259.0



MFF-2 Cine 2-Speed Set

Consists of:
Mini Follow Focus MFF-2 Cine,
Focus Knob 2-Speed,
Focus gear 0.8/43 teeth,

[KK.0005761](#)

K2.65255.0
K2.66129.0
K2.65259.0



MFF-2 Cine Standard/Hard Stop Set

Consists of:
Mini Follow Focus MFF-2 Cine,
Focus Knob Standard left,
Focus Knob Hard stop,
Focus Gear 0.8/43 teeth,

[KK.0005762](#)

K2.65255.0
K2.65253.0
K2.65248.0
K2.65259.0

Mini Follow Focus MFF-2 HD Sets

HD: Gear Ratio 1:1



MFF-2 HD ENG Standard Set

Consists of:
Mini Follow Focus MFF-2 HD,
Focus Knob Standard left,
Focus Gear 0.6/64 teeth,
Focus Gear 0.5/78 teeth,

[KK.0005772](#)

K2.65260.0
K2.65253.0
K2.47632.0
K2.47631.0



MFF-2 HD ENG Hard Stop Set

Consists of:
Mini Follow Focus MFF-2 HD,
Focus Knob Hard Stop,
Focus Gear 0.6/64 teeth,
Focus Gear 0.5/78 teeth,

[KK.0005773](#)

K2.65260.0
K2.65248.0
K2.47632.0
K2.47631.0



MFF-2 HD SLR Hard Stop Set

Consists of:
Mini Follow Focus MFF-2 HD,
Focus Knob Hard Stop,
Focus gear 0.8/43 teeth,

[KK.0005774](#)

K2.65260.0
K2.65248.0
K2.65259.0

Base and Accessories MFF-2



MFF-2 Cine, [K2.65255.0](#)

gears and knob need to be ordered separately gear ratio: 1:2

Flexible Shaft, short
[K2.34100.0](#) (300 mm)



MFF-2 HD, [K2.65260.0](#)

gears and knob need to be ordered separately gear ratio: 1:1



Flexible Shaft, long
[K2.32731.0](#) (900 mm)



Focus lever
[K2.32730.0](#)



Hard Stop Focus Knob for left, [K2.65248.0](#)
(incl. 1x K4.47621.0)



Focus Knob Standard left, [K2.65253.0](#)
(incl. 1x K2.32701.0)



2-Speed Focus Knob left, [K2.66129.0](#)
(incl. 1x K2.32701.0)

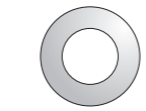


Zip Gear cpl., [K2.66131.0](#)
incl. zoom or locking pin to equip photo lens with a proper 0,8 gearing zooming or as a support with LS-11 (for 15 mm rods - rods not incl.)


Zip Gear Basic Set, [KK.0005755](#)
consists of 2 zip gears cpl.



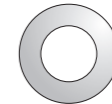
Marking Disk bevelled, [K4.47621.0](#)
flat, [K2.47292.0](#)



Marking disk bevelled, [K2.47248.0](#)
flat, [K2.32701.0](#)



Marking disk bevelled, [K2.47248.0](#)
flat, [K2.32701.0](#)



Set of Marking Disk (10x K2.32701.0), [KK.0005768](#)

Set of Marking Disk (5x K2.32701.0), [KK.0005769](#)

Follow Focus Gears



FF Gear 0.8 Mod,
35 Tooth, 10mm

Module Gear for smaller prime lenses and 16mm zooms
[K2.65276.0](#)



FF Gear 0.8 Mod,
35 Tooth, 25mm

Gear for lenses with axial movement of focus ring
[K2.47557.0](#)



FF Gear 0.8 Mod,
35 Tooth, 45mm

Gear for prime lenses with large barrels or lenses with extending element when pulling focus, [K2.0020132](#)



FF Gear 0.8 Mod,
43 Tooth, 45mm

Gear for zoom lenses with large barrels or lenses with extending element when pulling focus, [K2.0020752](#)



FF Gear 0.8 Mod,
43 Tooth, 6mm

Module Gear for larger prime lenses and 35mm zooms
[K2.65259.0](#)



FF Gear 32 Dp. 14,5 PA,
35 Tooth, 10mm

Module Gear for Panavision lenses
[K2.66055.0](#)



FF Gear 0.5 Mod,
78 Tooth, 6mm, ENG/EFP

Focus Gear 0.5 Module for Canon ENG/EFP lenses
[K2.47631.0](#)



FF Gear 0.5 Mod,
78 Tooth, 10mm, ENG

Module Gear - wide face for Canon and Angenieux ENG lenses, [K2.65124.0](#)



FF Gear 0.6 Mod,
64 Tooth, 6mm ENG/EFP

Focus Gear 0.6 Module for Fujinon ENG/EFP lenses
[K2.47632.0](#)



FF Gear 0.6 Mod,
64 Tooth, 10mm ENG

Module Gear - wide face for Fujinon ENG lenses
[K2.65125.0](#)



FF Gear 0.8 Mod,
64 Tooth, 6mm

Gear for larger prime lenses or for higher transmission ratio on FF5 HD with larger lenses, [K2.65102.0](#)



Friction gear
[K2.66130.0](#)