

ARRI



# ALEXA 35 **LIVE**

ARRI LOOK. SEAMLESS INTEGRATION.



## ARRI Live Entertainment

### Cinematic ARRI look for live, multi-camera productions

ARRI introduces the ALEXA 35 Live - Multicam System, bringing cinematic 4K image quality, unrivalled HDR, and a new level of creative control to live productions in a dockable multi-camera setup. The system combines the ALEXA 35 Live camera, the Live Production System LPS-1 (comprising a Fiber Camera Adapter and Fiber Base Station), the Skaarhoj remote control panel, and a slew of bespoke accessories.

Incorporating the full functionality of a system camera, the ALEXA 35 Live - Multicam System offers a complete solution that is easy to integrate and packed with unique features. It sits alongside other products such as the AMIRA Live, 1800 Multicam System, ARRI and Claypaky lighting, TRINITY Live stabilizer, 360 EVO remote head, and ARRI Solutions, collectively demonstrating ARRI's commitment to enhancing production value in the live entertainment sector.









# ALEXA 35 LIVE

## Incredible color, detail, depth, and HDR

The ALEXA 35 Live camera offers the uniquely cinematic ARRI look. Supporting an ongoing trend in live productions, the Super 35-sized 4K sensor enables shallow depth of field. Capturing 17 stops of dynamic range—more than any other camera on the market—it handles extreme lighting situations for the best results in SDR and HDR. Colors are rendered accurately through ARRI's proprietary REVEAL Color Science, from bright, saturated hues to the subtlest tones and shades. As a result, even contrasty concert lighting is captured faithfully and skin tones are beautiful, so performers always look their best. Low-light scenes display minimal noise and highlights roll off in a natural, film-like way. Detail, texture, color, and contrast all enhance the visual storytelling.



- Shallow depth of field through Super 35 sensor
- Exceptional 17 stops of dynamic range for the best SDR and HDR images
- REVEAL Color Science for accurate color rendition and beautiful skin tones
- Low noise in low-light scenes
- In-camera, full-quality ProRes recording (LogC4) during live production
- Modular lens mounts (LPL, PL, EF, B4) offer a wide choice of lenses
- Optional upgrade to ALEXA 35 with Cine License
- Stand-alone operation without Fiber Camera Adapter





# ALEXA 35 LIVE

## Choice of creative looks

ARRI cameras are renowned for making it easy to craft stunningly beautiful images and the ALEXA 35 Live - Multicam System provides all the common live production shading controls to continue this tradition into the live realm. But the system goes even further, with additional creative options that can quickly give any project a fresh look.

The built-in ARRI Look Library offers 87 cinematic looks that control color and can be activated at the push of a button, catering to a huge variety of shooting scenarios. In addition, several specially developed Multicam looks provide time-saving presets for typical live production scenarios such as Talk Show, Game Show and Winter Sports.



ARRI Textures are a unique method to modify grain and contrast. Eight cine-style ARRI Textures are included with the camera, and more are available for download from the ARRI website. A special variant of the default texture provides extra sharpening control for optimized image matching.



Explore ARRI Textures



# Live Production System LPS-1

## Efficient and seamless fiber solution

The Fiber Camera Adapter of the ALEXA 35 Live - Multicam System attaches to the camera quickly and easily, while the Fiber Base Station integrates seamlessly into the control room or OB vehicle, supporting multiple simultaneous outputs such as UHD and HD as progressive or interlaced video. Connecting them is a SMPTE 311 hybrid fiber cable that includes copper connections to supply up to 400 W of power for the camera and accessories. The hybrid cable also allows uncompressed 4K video transmission over a distance of up to 2 km. Tactical fiber cable lengths of up to 10 km can be used if the camera is powered locally. An extra fiber tunnel and Ethernet tunnel increase the system's flexibility.



### Features overview – Fiber Camera Adapter

- Attaches easily to ALEXA 35 Live or ALEXA 35 with minimal cabling
- Industry-standard interfaces (including tally) with familiar, easy to use controls
- SMPTE 311 hybrid cable for uncompressed 4K transmission over 2 km with power
- Up to 400 W available for camera power and 12 V or 24 V accessories
- Camera can be powered locally for tactical fiber cable lengths up to 10 km
- Separate fiber tunnel for additional video, audio, or control signals

### Features overview – Fiber Base Station

- Smooth integration into live production environments
- Simultaneous outputs e.g., UHD and progressive or interlaced HD
- Broadcast-quality HD down-converter
- Hot-swappable redundant power supply
- Future-proof through SMPTE 2110 IP interface
- Safe SMPTE 2022-7 “seamless protection switching” redundant network
- Multiple video output options for program video and monitoring






## Remote control, setup, configuration, and diagnostics

### Easy, time-saving adjustments

For fast setup and easy configuration, the ALEXA 35 Live - Multicam System is equipped with several carefully considered user interfaces, providing control when and where you need it. A jog wheel and display on both the Fiber Camera Adapter and the Fiber Base Station provide status display and allow on-the-spot adjustments, saving time and hassle. The ARRI Webremote allows full control of the camera, while a Multicam web interface provides full configuration of the Fiber Camera Adapter and Fiber Base Station, including signal routing, diagnostics, and software updates. The Skaarhoj Reactor web interface allows full control, configuration, and updating of the Skaarhoj remote control panel.



- Jog wheel and display on Fiber Camera Adapter and Fiber Base Station for local configuration
- Comprehensive Multicam web interface for configuration of FCA and FBS, including signal routing, diagnostics, and software updates
- Full camera control and configuration through ARRI Webremote
- Full RCP control and configuration via Skaarhoj Reactor web interface





# Skaarhoj Remote Control Panel RCP Pro ARRI V2B

## Take full creative control

While the system is open to support any number of established remote control panels, the recommended tool of choice is the Skaarhoj RCP Pro ARRI V2B. It combines classical RCP handling with a powerful, fully customizable interface, making the most of ALEXA 35 Live's exceptional image quality and offering additional creative possibilities. By using ARRI's Camera Access Protocol (CAP), the Skaarhoj RCP enables traditional live painting as well as full control over camera settings, including some not covered by other RCPs, such as frame rate, REC start/stop, playback, and the selection of looks, ARRI Textures, and setup files.



### Skaarhoj RCP main features

- System open to support other established RCPs
- Live painting possible, as with standard RCPs
- Tool of choice is the Skaarhoj RCP Pro ARRI V2B
- Classical and intuitive RCP handling
- Powerful, fully customizable interface
- Simple, free-of-charge software updates

### Greater camera control, including:

- REC start/stop for ISO reel in camera
- Playback: play/pause, select clip, jog, playback speed
- Select looks, ARRI Textures, camera setup files
- Remote focus and zoom
- ASC CDL values: RGB slope, offset, and power
- Tint (green/magenta balance)







## For live production companies and rental houses

### Future-proof system for long-term returns

ARRI cameras are a wise investment for live productions due to their exceptional capabilities. They offer superior image quality, capturing scenes with stunning dynamic range, accurate colors, and beautiful details. Their Super 35 sensors excel in challenging lighting conditions, ensuring consistent performance during live events. The famously robust ARRI build quality and compatibility with interchangeable lenses make them dependable, versatile cameras for capturing memorable moments. The ALEXA 35 Live - Multicam System responds to a growing market for cine-style, multi-camera live events.



## For system integrators and technical engineers

### Reliable tools for extended shoots

System integrators and technical engineers can benefit significantly from using ALEXA 35 Live cameras in their work. Designed specifically for live production, they offer high-quality imaging, impressive dynamic range, and flexible frame rate options. Their ergonomics and rugged construction make them reliable tools for extended shoots. They also provide a user-friendly interface and operating system, and great mobility. As part of the ALEXA 35 Live - Multicam System they can be seamlessly integrated into multi-camera live productions.







## **For directors of photography and lighting designers** Raising the bar of visual storytelling

ALEXA 35 Live is purpose-built for live production, offering unsurpassed image quality and seamless integration. It provides an impressive dynamic range of 17 stops, capturing extra detail in both the highlights and shadows. This flexibility is crucial for live events, where lighting conditions can vary significantly. The ability to handle challenging lighting scenarios allows DPs and lighting designers to create visually captivating moments on stage or during broadcasts with full remote control through the ALEXA 35 Live - Multicam System. With its Super 35-sized sensor, the camera permits shallow depth of field to create a cinematic feel and to focus the audience's attention. Wherever and whatever your live production, the ALEXA 35 Live will enhance your visual storytelling through detail, texture, color, contrast, and beauty.



## Multicam System accessories

### Bespoke offerings for rapid setups

Accompanying the ALEXA 35 Live - Multicam System is a collection of bespoke, ergonomically designed accessories that allow the camera to be set up for many different live production scenarios with unprecedented speed and efficiency. The ARRI Touchdown base plate system, with its innovative quick-release mechanism, permits rapid transitions between handheld and super-stable tripod operation. A special onboard monitor yoke, low-profile handle, and prominent tally light accommodate common multi-camera environments, while the ARRI Large Lens Adapter dramatically reduces the time and effort required to mount ARRI cameras to large box lenses, offering versatile connectivity and control.





# Multicam System

Flexible options for different needs

## Multicam System Sets

### K0.0051069 ALEXA 35 Live - Multicam System Entry

- ALEXA 35 Live camera
- ARRI PL Mount (Hirose)
- Balance Utility Dovetail BUD-1
- LPS-1 Fiber Camera Adapter FCA-1
- LPS-1 Fiber Base Station FBS-1
- Camera to FCA Ethernet Cable



### K0.0051070 ALEXA 35 Live - Multicam System Standard

- ALEXA 35 Live camera
- ARRI PL Mount (Hirose)
- Balance Utility Dovetail BUD-1
- LPS-1 Fiber Camera Adapter FCA-1
- LPS-1 Fiber Base Station FBS-1
- Camera to FCA Ethernet Cable
- ALEXA 35 Multicam Support Set
- Tally Light Module TLM-1
- RIA-1 Bracket
- Cable LBUS - LBUS (0.5 m/1.5 ft)



### K0.0051101 ALEXA 35 Live - Multicam System Pro

- ALEXA 35 Live camera
- ARRI PL Mount (Hirose)
- Balance Utility Dovetail BUD-1
- LPS-1 Fiber Camera Adapter FCA-1
- LPS-1 Fiber Base Station FBS-1
- Camera to FCA Ethernet Cable
- ALEXA 35 Multicam Support Set
- Tally Light Module TLM-1
- RIA-1 Bracket
- Cable LBUS - LBUS (0.5 m/1.5 ft)
- Large Lens Adapter LLA-1
- LLA-1 Plate for ALEXA 35
- Cable Hirose to Box Lens
- LLA-1 Case





## Multicam Extension Sets

### K0.0051278 ALEXA 35 - Multicam Extension Set Entry

LPS-1 Fiber Camera Adapter FCA-1  
LPS-1 Fiber Base Station FBS-1  
Camera to FCA Ethernet Cable  
Multicam License Upgrade for ALEXA 35



### K0.0051279 ALEXA 35 - Multicam Extension Set Standard

LPS-1 Fiber Camera Adapter FCA-1  
LPS-1 Fiber Base Station FBS-1  
Camera to FCA Ethernet Cable  
Multicam License Upgrade for ALEXA 35  
ALEXA 35 Multicam Support Set  
Tally Light Module TLM-1  
RIA-1 Bracket  
Cable LBUS - LBUS (0.5 m/1.5 ft)



### K0.0051280 ALEXA 35 - Multicam Extension Set Pro

LPS-1 Fiber Camera Adapter FCA-1  
LPS-1 Fiber Base Station FBS-1  
Camera to FCA Ethernet Cable  
Multicam License Upgrade for ALEXA 35  
ALEXA 35 Multicam Support Set  
Tally Light Module TLM-1  
RIA-1 Bracket  
Cable LBUS - LBUS (0.5 m/1.5 ft)  
Large Lens Adapter LLA-1  
LLA-1 Plate for ALEXA 35  
Cable Hirose to Box Lens  
Case for LLA-1



## Multicam Accessories

### KK.0051232 ALEXA 35 Multicam Support Set

ARRI Touchdown Base Plate TBP-1  
ARRI Touchdown Receiver Plate TRP-1  
Live Production Handle LPH-1



### KK.0051203 Large Lens Adapter LLA-1 Set Entry

Large Lens Adapter LLA-1  
LLA-1 Plate for ALEXA 35  
Cable Hirose to Box Lens





## Multicam Accessories (cont.)

### KK.0051202 Large Lens Adapter LLA-1 Set Standard

Large Lens Adapter LLA-1  
 LLA-1 Plate for ALEXA 35  
 LLA-1 Plate for ALEXA Mini/LF  
 LLA-1 Plate for AMIRA  
 Cable Hirose to Box Lens  
 camRade rainCover OB/EFP Large  
 Case for LLA-1



## Monitor Set

### KK.0051229 CCM-1 for Live Production Set

CCM-1 with Sunhood, Screen Protector  
 Monitor Yoke Support MYS-1L (for CCM-1)  
 2x Cable VF (0.5 m/1.5 ft)  
 Cable RS - RS/PWR IN (0.5 m/1.6 ft)



## Lens Mounts

- K2.0042652**  
ARRI PL Mount (Hirose)
- K2.0018983**  
ARRI LPL Mount (LBUS)
- K2.0016936**  
ARRI PL-to LPL-Adapter
- K2.0018983**  
ARRI PL Mount (LBUS)
- K2.0019965**  
ARRI EF Mount (LBUS)

## Accessories

- K2.0050656**  
Tally Light Module TLM-1
- K2.0050634**  
Live Production Handle LPH-1
- K2.0049959**  
Touchdown Base Plate TBP-1
- K2.0049960**  
Touchdown Receiver Plate TRP-1
- K2.0034180**  
Balance Utility Dovetail BUD-1
- K2.0039465**  
RIA-1 Bracket

## RCP

- K2.0044481**  
Skaarhoj RCP Pro ARRI V2B

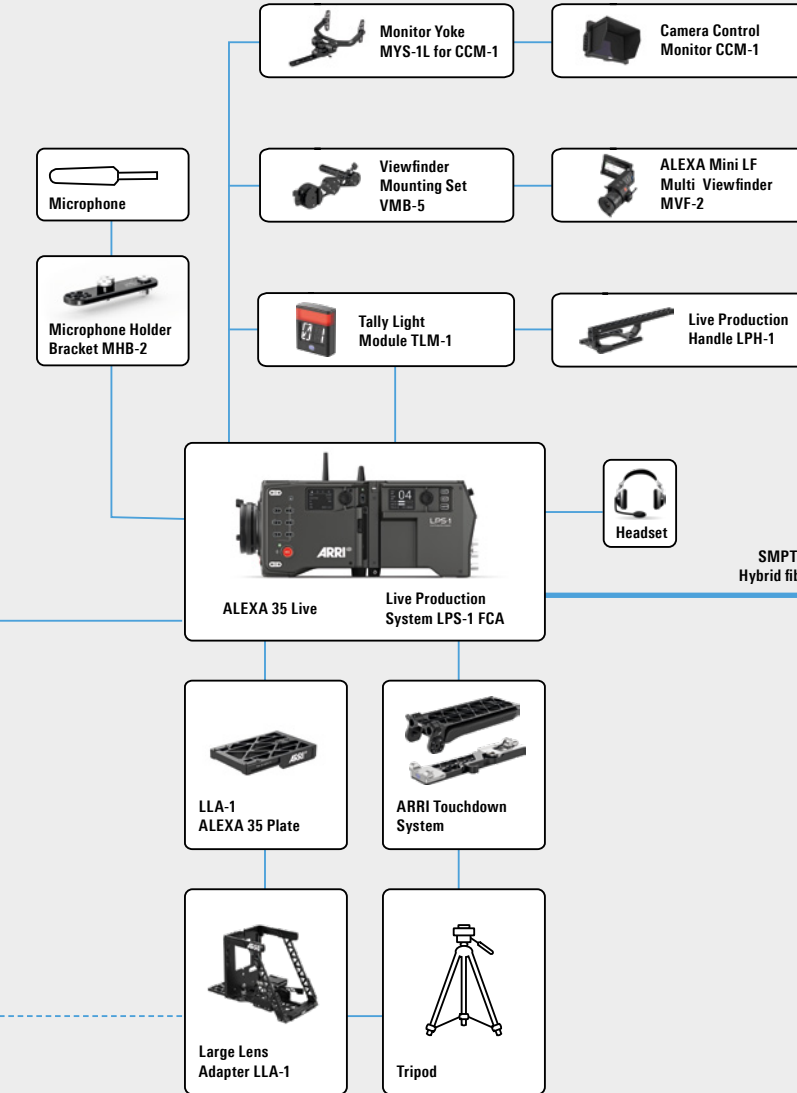
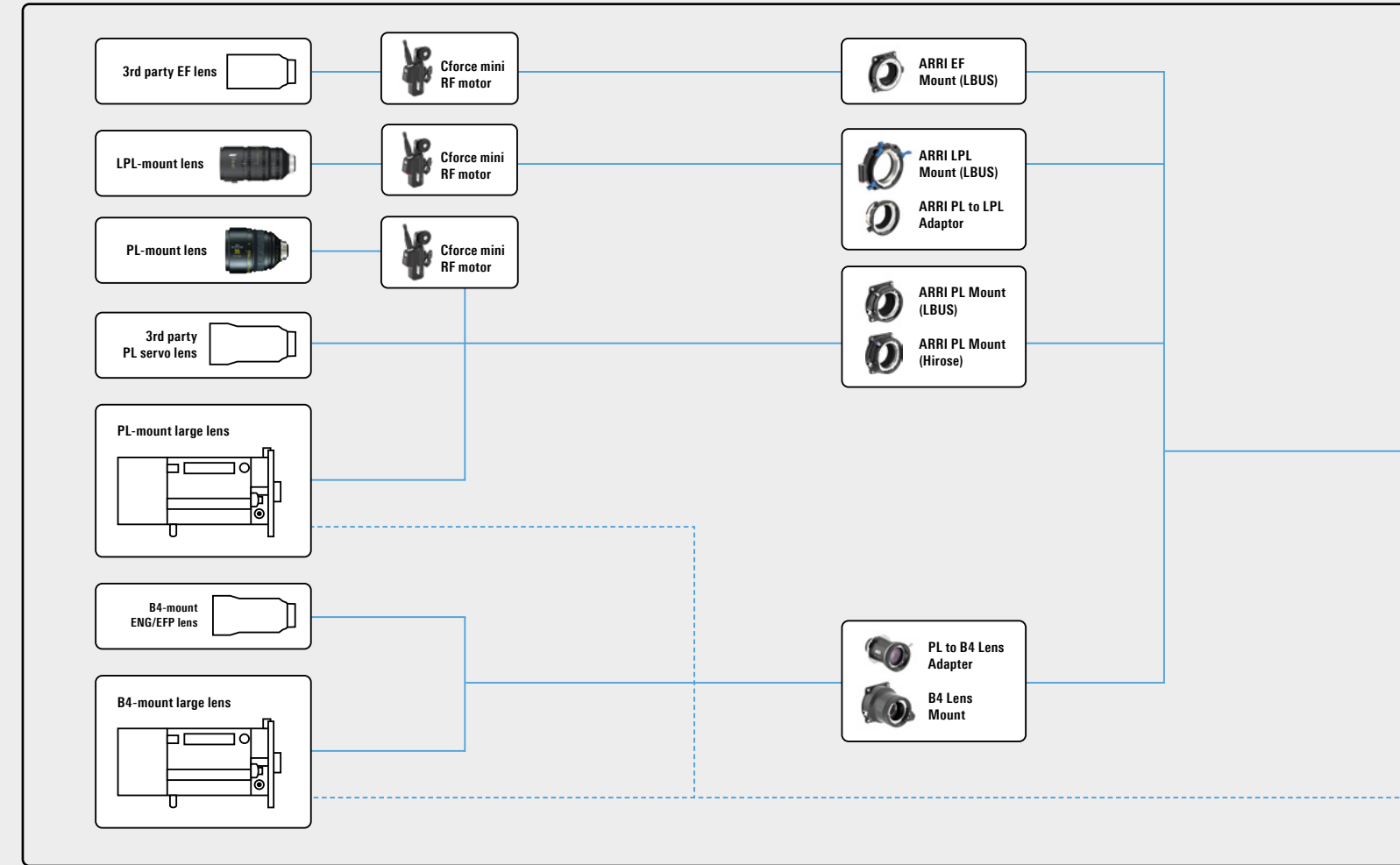
## Large Lens Adapter Components

- K2.0050774**  
Large Lens Adapter LLA-1
- K2.0050125**  
Cable Hirose to Box Lens
- K2.0050777**  
LLA-1 Plate for ALEXA 35
- K2.0050776**  
LLA-1 Plate for ALEXA Mini/LF
- K2.0050775**  
LLA-1 Plate for AMIRA
- K2.0050817**  
camRade rainCover OB/EFP Large
- K2.0050793**  
Case for LLA-1

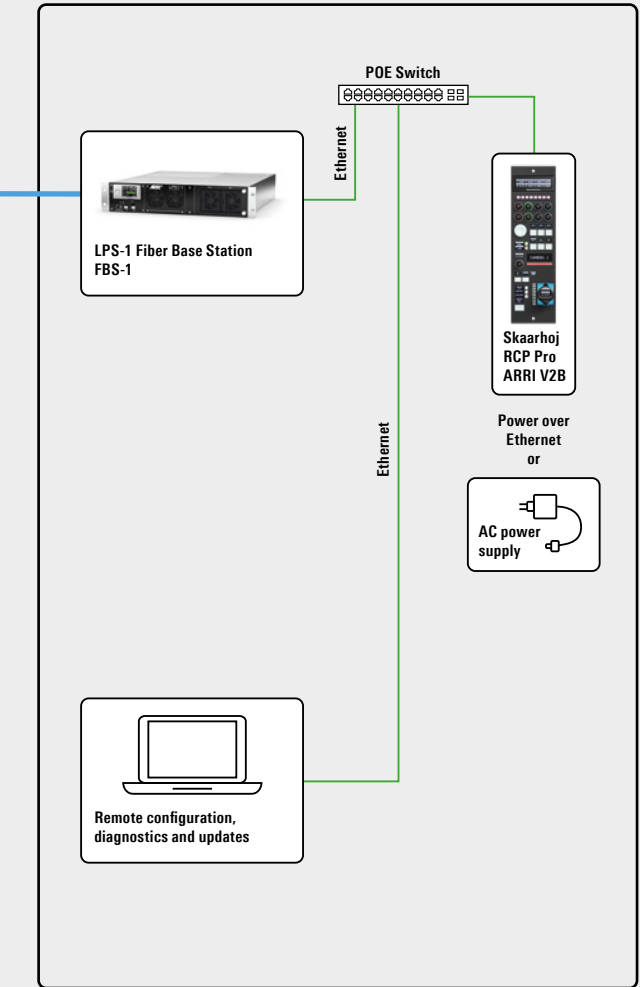


# Configuration Overview

## Lenses Setup



## Engineering/Production Gallery





## ARRI Service

### Worldwide technical support

ARRI prides itself on the build quality and reliability of its equipment, but also on the aftersales care provided to customers. Like all ARRI products, the ALEXA 35 Live – Multicam System is supported by a network of highly trained service technicians committed to the highest levels of customer care. With 15 advanced service centers worldwide, the global service workflow is equipped to handle issues between offices and across different time zones to maximize responsiveness and reduce delays. Through the ARRI website, customers can find their nearest service location and make a service request, as well as search for spare parts and book advanced service training. Registering your ALEXA 35 Live is the surest way of staying informed about the latest updates and announcements.



## ARRI Academy

### Strengthen your knowledge

Offering a wide range of multi-day training courses, individual sessions, and educational events in different countries and languages worldwide, ARRI Academy is the best route for users of all abilities to gain hands-on knowledge of ARRI products and workflows and build their on-set confidence. Online courses are also available for remote learning.



## Technical Data

### ALEXA 35 Live

<b>Sensor Type</b>	Super 35 format ARRI ALEV 4 CMOS sensor with Bayer pattern color filter array				
<b>Sensor Photosites and Size</b>	4608 x 3164 27.99 x 19.22 mm / 1.102 x 0.757" Ø 33.96 mm / 1.337"				
<b>Sensor Frame Rates</b>	0.75 - 60 fps				
<b>Weight</b>	~2.9 kg / 6.4 lbs (camera body with three antennas and PL Mount (Hirose))				
<b>Photosite Pitch</b>	6.075 µm				
<b>Sensor Modes</b>	<b>Active Image Area (Dimensions)</b>	<b>Image Circle Ø</b>	<b>Active Image Area (Photosites)</b>	<b>Recording Resolution (Pixel)</b>	<b>Max fps</b>
4K 16:9	24.90 x 14.00 mm 0.980 x 0.551"	28.57 mm 1.125"	4096 x 2304	4K (4096 x 2304) UHD (3840 x 2160) 2K (2048 x 1152) HD (1920 x 1080)	60 fps 60 fps 60 fps 60 fps
4K 2:1	24.90 x 12.40 mm 0.980 x 0.490"	27.82 mm 1.095"	4096 x 2048	4K (4096 x 2048)	60 fps
3.8K 16:9	23.30 x 13.10 mm 0.918 x 0.516"	28.55 mm 1.124"	3840 x 2160	UHD (3840 x 2160)	60 fps
2K 16:9 S16	12.40 x 7.00 mm 0.490 x 0.276"	14.24 mm 0.561"	2048 x 1152	2K (2048 x 1152)	60 fps
<b>Dynamic Range</b>	17 stops				
<b>Exposure Index</b>	Adjustable from EI 160 - 6400 in 1/3 stops				
<b>Shutter</b>	Electronic shutter, 5.0°- 356° or 1 s - 1/8000 s				
<b>Recording Codecs</b>	MXF/Apple ProRes 4444 XQ MXF/Apple ProRes 4444 MXF/Apple ProRes 422 HQ				
<b>Recording Media</b>	Codex Compact Drive 1TB (CA08-1024) Codex Compact Drive 2TB (CB16-2048)				
<b>Recording Modes</b>	Multi Viewfinder MVF-2 with OLED viewfinder display (1920 x 1080) and 4" LCD flip-out monitor (800 x 400)				
<b>Viewfinder Type</b>	Multi Viewfinder MVF-2 with 4" flip-out touchscreen monitor				
<b>Viewfinder Diopter</b>	Adjustable from -5 to +5 diopters				
<b>Color Management</b>	ARRI Color Management (ALF4 file with custom 3D LUT for creative look. LogC4, LogC4 WVVO output or output of in-camera ARRI Display Render Transform LUTs to Rec 709, Rec 2020, Rec 2100 PQ, Rec 2100 HLG) ASC CDL parameters (slope, offset, power, saturation) ARRI Look Library Live Painting of Video Parameters				
<b>Texture Control</b>	8 built-in cine-style Textures, 5 dedicated Multicam Textures and import ability for custom Textures from ARRI website				
<b>White Balance</b>	Manual and auto white balance, adjustable from 2,000 K to 11,000 K in 10 K steps Color correction adjustable range from -16 to +16 CC 1 CC corresponds to 035 Kodak CC values or 1/8 Rosco values				
<b>Filters</b>	Four position built-in motorized ND filter: Clear, 0.6, 1.2, 1.8 Fixed optical low pass, UV, IR filter				

<b>Image Outputs</b>	2x VF custom CoaXPress connectors for MVF-2 viewfinder 2x 12G SDI (BNC): 422 1.5G HD, 422 3G HD, 444 3G HD, 422 6G UHD, 422 12G UHD, 444 12G UHD
<b>Lens Squeeze Factors</b>	1.00
<b>Exposure and Focus Tools</b>	False Color, Zoom, Aperture and Color Peaking
<b>Audio Inputs</b>	1x AUDIO (LEMO 6-pin) for balanced stereo line in (line input max. level +24 dBu correlating to 0 dBFS) Two built-in microphones for scratch audio With Audio Extension Module AEM-1: additional 3x TA3 connectors (MIC/Line, +48 V, AES) With LPS-1 Fiber Camera Adapter: additional 2x TA3 connectors (MIC/Line, +48 V, AES)
<b>Audio Outputs</b>	1x 3.5 mm stereo headphone connector (on MVF-2 and CCM-1) 2x SDI (embedded audio)
<b>Power Inputs</b>	1x PWR (LEMO 8-pin) 1x BAT (camera rear interface / battery adapter) 20.5 - 33.6 V DC
<b>Power Outputs</b>	1x RS (Fischer 3-pin) for 24 V accessory power out, start/stop and shutter pulse 1x 12 V (LEMO 2-pin) for 12 V accessory power out 1x LBUS (LEMO 4-pin) for lens motors & 24 V power out, daisy-chainable 1x AUDIO (LEMO 6-pin) for balanced stereo line in and 12 V accessory power out 1x ETH (LEMO 10-pin) for remote control, service and 24 V accessory power out With Power Distribution Module PDM-1: additionally 4x 24 V, 2x 12 V and 1x D-Tap With LPS-1 Fiber Camera Adapter: additionally 1x 24 V and 3x 12 V
<b>Audio Recording</b>	4 channel linear PCM, 24 bit 48 kHz
<b>Remote Control Options</b>	Camera Companion App ARRI Electronic Control System (ECS) Web-based remote control from phones, tablets and laptops via WiFi & Ethernet Camera Access Protocol (CAP) via WiFi & Ethernet GPIO interface for integration with custom control interface Skaarhoj Remote Control Panel
<b>Wireless Interfaces</b>	Built-in WiFi module (IEEE 802.11b/g) Built-in White Radio for ARRI ECS lens and camera remote control
<b>Lens Mounts &amp; Adapters</b>	ARRI LPL Mount (LBUS) ARRI PL-to-LPL Adapter ARRI PL Mount (LBUS) ARRI PL Mount (Hirose) ARRI EF Mount (LBUS) Leitz M Mount for ARRI
<b>Flange Focal Depth</b>	LPL Mount: 44 mm, PL mount: 52 mm
<b>Power Consumption</b>	~ 90 W (Camera body and MVF-2)
<b>Measurements (HxWxL)</b>	147 x 152.5 x 203 mm / 5.8 x 6.0 x 8.0" (camera body with LPL lens mount)
<b>Operating Temperature</b>	-20° C to +45° C / -4° F to +113° F @ 0-95% RH
<b>Storage Temperature</b>	-30° C to +70° C / -22° F to +158° F
<b>Sound Level</b>	< 20 dB(A) at 30 fps, recording 4K 16:9 - UHD, Apple ProRes 4444 XQ, ≤ +30° ambient temperature
<b>Licenses</b>	ALEXA 35 Cine License (optional), ALEXA 35 Multicam License (included)



## Technical Data

### LPS-1 Fiber Camera Adapter

(specifications subject to change without notice)

<b>Size</b>	14.8 x 18 x 21 cm 5.82 x 7.09 x 8.27"
<b>Weight</b>	3.36 kg / 7.4 lbs
<b>Available Power Supply for Camera</b>	400 W
<b>SMPTE Fiber Connector</b>	3K series Lemo
<b>Maximum SMPTE 311 Cable Length</b>	2 km
<b>Operating Temperature</b>	-20° C to +45° C
<b>Storage Temperature</b>	-30° C to +70° C
<b>Humidity</b>	0-95% r.H from -20° C to operating temperature (without condensation)
<b>Video Inputs</b>	2x 12G, 3G or 1.5G SDI (BNC)
<b>Video Outputs</b>	1x AUX/Teleprompt SDI 12G, 3G, 1.5G Out (BNC) 1x 12G, 3G, 1.5G Camera SDI Out (BNC) 1x 3G, 1.5G Return Video SDI Out (BNC) 1x Analogue Black/Burst, Tri Level Out (BNC)
<b>Audio Outputs</b>	Embedded Audio on all SDI Out (BNC) 1x Analogue/AES Audio outputs (XLR 3-pin M) 1x AES Out (Camera Interface Connection)
<b>Audio Inputs</b>	2x Analogue/AES Audio inputs (XLR 3-pin F) 1x AES In (Camera Interface Connection)
<b>Additional Inputs/Outputs</b>	1x TC Out (Camera Interface Connection) 1x RCP PoE - for local camera control (RJ45) 1x LLA PoE - Large Lens Adaptor port for future expansion (RJ45) 1x Ethernet Tunnel - 1 Gbps (RJ45)

## Controls

<b>CALL</b>	Signals camera operator wants to talk
<b>PROD</b>	Volume of production intercom
<b>ENG</b>	Volume of engineering intercom
<b>PGM</b>	Volume of program audio on intercom
<b>TRACKER</b>	Volume of tracker intercom
<b>PRD</b>	Enables intercom production channel microphone
<b>ENG</b>	Enables intercom engineering channel microphone
<b>REL</b>	Push release button to make a change with A OUT button
<b>A OUT</b>	Switches between AES or analog line level for A OUT when REL is pushed
<b>REL</b>	Push release button to make a change with A1 IN button
<b>A1 IN</b>	Switches between MIC 48 V/MIC/LINE/AES for A1 IN when REL is pushed
<b>REL</b>	Unlocks (releases) the A2 IN button
<b>A2 IN</b>	Switches between MIC 48 V/MIC/LINE/AES for A2 IN once unlocked
<b>SEL</b>	Selects one of the four return in channels for allocation to RET2 button
<b>RT2</b>	Switches from PGM video to the selected return in channel
<b>SEL</b>	Selects one of the four return in channels for allocation to RET1 button
<b>RT1</b>	Switches from PGM video to the selected return in channel

## Connectors

<b>HEADSET</b>	XLR 5-pin socket for intercom headset
<b>A OUT</b>	XLR 3-pin plug for AES or analog line audio out
<b>A1 IN</b>	XLR 3-pin socket for audio input 1 (MIC 48 V/MIC/LINE/AES)
<b>A2 IN</b>	XLR 3-pin socket for audio input 2 (MIC 48 V/MIC/LINE/AES)
<b>FIBER</b>	Lemo 3K SMPTE 311M fiber connector (socket)
<b>AUX FIBER</b>	Neutrik Opticon connector for auxiliary fiber tunnel
<b>12V/4A</b>	Lemo EGG socket for 12 V accessory power output*
<b>12V/2A</b>	Lemo EGG socket for 12 V accessory power output
<b>12V/2A</b>	Lemo EGG socket for 12 V accessory power output
<b>24V/4A</b>	ARRI RS Lemo socket for 24 V accessory power output*
<b>GPIO</b>	Hirose 10-pin HR10A connector
<b>TRACKER</b>	Hirose 20-pin HR10A connector
<b>SDI1 OUT</b>	BNC Monitor out (= ALEXA 35 SDI 1 out)
<b>RET OUT</b>	BNC Monitor output of return video in from Fiber Base Station
<b>RCP PoE</b>	RJ45 Ethernet for direct RCP connection
<b>ETH</b>	RJ45 for auxiliary 1 Gbit/s Ethernet tunnel
<b>LLA PoE</b>	RJ45 Ethernet for Large Lens Adapter interface module for future use
<b>REF OUT</b>	BNC Genlock out
<b>AUX</b>	BNC Auxiliary/Teleprompter SDI out

\* = only available when system is powered by SMPTE 311 fiber (INT)





## Technical Data

### LPS-1 Fiber Base Station


(specifications subject to change without notice)

<b>Dimensions (H x W x L)</b>	8.9 x 43.8 x 53.2 cm 3.5 x 17.2 x 20.9"
<b>Weight</b>	12.6 kg / 27.8 lbs
<b>Available Power Supply for Camera</b>	400 W
<b>Fiber Base Station Mains Input (PSU 1 &amp; 2)</b>	100-120 V~ 50/60 Hz - 7.6A 220-240 V~ 50/60 Hz - 3.1A.
<b>SMPTE Fiber Connector</b>	3K series Lemo
<b>Maximum SMPTE 311 Cable Length</b>	2 km
<b>Operating Temperature</b>	0° C to 40° C
<b>Storage Temperature</b>	-30° C to +70° C
<b>Humidity</b>	0-95% r.H from - 20° C to operating temperature (without condensation)
<b>Video Outputs</b>	2x QL3G or 8 x SL3G SDI Out (BNC) 4x SL12G, SL6G, SL3G or 2 x DL6G SDI Out (BNC) 2x HD outputs (downconversion) (BNC) 1x HD Monitor Out - with status overlay (BNC) 1x REF Out (passive loop out) (BNC) 1x REF Out (active/PTP) (BNC)
<b>Video Inputs</b>	4x 3G Return Video In (BNC) 1x Analogue Black/Burst, Tri Level In (BNC) 1x 12G AUX/TP SDI In (BNC)
<b>Audio Out</b>	Embedded Audio on all SDI Out 2x Analogue/AES Audio outputs (XLR 3-pin M)
<b>Audio Inputs</b>	2x Analogue/AES Audio inputs (XLR 3-pin F)
<b>Additional Inputs/Outputs</b>	1x Timecode In (BNC) 1x RCP PoE (camera control) (RJ45) 2x MGM port (diagnostics, update and configuration.) (RJ45) 1x Ethernet Tunnel (1 Gbps) (RJ45) Intercom Production/Engineering, 2 x Program Audio, Red and Green Tally (25W-D) GPIO (4 inputs and outputs) (15W-D) 1x Fiber tunnel (2x fiber 1550nm) (Neutrik Opticalcon) 2x SMPTE 2110/2022-7 (ST2110 with redundancy) (SFP28)

### Connectors & Controls (front)

**RCP/MGM PoE** RJ45 for RCP connection (PoE) or web interface

**TALLY** Red, green and yellow tally indicator



### Connectors (back)

<b>PSU 1</b>	IEC 320 Universal AC mains power input (100-240 V, 50/60Hz)
<b>PSU 2</b>	IEC 320 Universal AC mains power input (100-240 V, 50/60Hz)
<b>AUX FIBER</b>	Neutrik Opticon connector for auxiliary fiber tunnel
<b>CAMERA</b>	Lemo 3K SMPTE 311M fiber connector (plug)
<b>AUX TP IN</b>	BNC input auxiliary/teleprompter (SDI up to 12G)
<b>MON</b>	BNC output with status overlay (SDI up to 3G)
<b>HD OUT 1/2</b>	2x BNC outputs for down converted HD signal (SDI up to 3G), progressive or interlaced
<b>3G-SDI OUT (1) 1-4</b>	4x BNC outputs for 4x single link 3G or 1x quad link 12G
<b>3G-SDI OUT (2) 1-4</b>	4x BNC outputs for 4x single link 3G or 1x quad link 12G
<b>12G-SDI</b>	4x BNC outputs for up to 4x single link 12G or 2x dual link 6G
<b>RETURN IN 1-4</b>	4x BNC inputs for return video (up to 3G)
<b>GPIO</b>	D-sub 15-pin for general purpose I/O
<b>INTERCOM/TALLY/PGM</b>	D-sub 25-pin for Intercom audio in/out, PGM audio in and Tally control
<b>REF OUT</b>	1x BNC output for active genlock (black burst or tri-level sync) derived from PTP or analog REF IN

<b>TC IN</b>	1x BNC input for linear timecode
<b>REF LOOP</b>	1x BNC loop output of genlock input signal (black burst or tri-level sync)
<b>REF IN</b>	1x BNC input for genlock signal (black burst or tri-level sync)
<b>AUDIO1 OUT</b>	XLR 3-pin plug (line level or AES) for balanced analog or digital audio
<b>AUDIO2 OUT</b>	XLR 3-pin plug (line level or AES) for balanced analog or digital audio
<b>AUDIO1 IN</b>	XLR 3-pin socket (line level or AES) for balanced analog or digital audio
<b>AUDIO2 IN</b>	XLR 3-pin socket (line level or AES) for balanced analog or digital audio
<b>LBUS</b>	ARRI LBUS connector for future use
<b>ST2110/SFP28</b>	SFP28 transceiver modules with LC fiber connector (up to 25G) for SMPTE 2110, primary or redundant
<b>ST2110/SFP28</b>	SFP28 transceiver modules with LC fiber connector (up to 25G) for SMPTE 2110, primary or redundant
<b>ETH TUNNEL</b>	RJ45 for auxiliary 1 Gbit/s Ethernet tunnel
<b>MGM PORT 2</b>	RJ45 for multicam web interface
<b>RCP PoE</b>	RJ45 for remote control panels (with power)
<b>MGM PORT 1</b>	RJ45 for multicam web interface



## Technical Data

### Skaarhoj RCP Pro ARRI V2B

4-way Buttons	9
Encoders	9
Tilted OLED Screens	1
Customizable OLED Screens	18
Small Customizable Joystick Display	1
Product W x D x H (mm)	102 x 355 x 127
Weight (g)	1292
Shipping Box W x H x D (mm)	445 x 140 x 150
Shipping Box Weight (g)	1906
Country of Origin	Denmark
Product Cables	12 V power supply
Operating Temperature	40° C
Storing Temperature	50° C
Programming Port	Ethernet (or Micro USB for setting manual IP)
Networking Port	RJ45 Ethernet
GPI/O-Interface	3 inputs + 3 outputs
Power Supply	To be announced
Recommended Cables (not in the box)	LAN Cat 6 S/FTP or better
Operating System	skaarOS (Blue Pill)
Universal Control	Check the website for Device Core to what can be controlled <a href="https://devices.skaarhoj.com/">https://devices.skaarhoj.com/</a>



This ARRI ALEXA 35 Live brochure (80.0051281) is published by Arnold & Richter Cine Technik, April 2024 © ARRI/2024  
Technical data and offerings are subject to change without notice. All rights reserved. Without any warranty.  
Not binding 04/2024. ARRI, ALEXA and REVEAL are registered Trademarks of Arnold & Richter Cine Technik GmbH & Co. Betriebs KG.





[www.arri.com/alex35live](http://www.arri.com/alex35live)