

cforce mini



cforce mini Basic Set 2
KK.0040344

cforce mini Motor Unit
K2.0006354

cforce mini Clamp Console 2
19/15mm, K2.0036610

CLM-5/cforce mini Gear
m0.8/32p, 40t, K2.0003753

LBUS **LBUS**

cforce plus



cforce plus Motor Unit, K2.0008819

cforce plus Clamp Console
19/15 mm, K2.0008678

cforce plus (Basic Set)
KK.0008824

cforce plus Gear m0.8/32p, 60t,
K2.0009335

LBUS **LBUS**

cforce MAX



cforce MAX Motor Unit, K2.0055211


Motor Rod Clamp MRC-1
19 mm K2.0053386
15 mm K2.0055222

cforce MAX Basic Kit
19 mm KK.0055607
15 mm KK.0055606

CLM-4/cforce Gear
m0.8/32p, 50t, K2.72108.0

LBUS **LBUS**

cforce mini RF



cforce mini RF Motor Unit
K2.0016802

cforce mini Clamp Console 2
19/15mm, K2.0036610

CLM-5/cforce mini Gear
m0.8/32p, 40t, K2.0003753

Outdoor Antenna, straight, for UMC-4 Motor Controller,
K2.0002007

LBUS **CAM**

cforce mini / MAX & CLM-5 Accessories



CLM-5/cforce mini Clamp Console 19/15mm,
K2.0006176



CLM-5/cforce mini Clamp Insert 19/15mm (incl. in
K2.0006176) K2.0006175



cforce mini Clamp Console 2 19/15mm
K2.0036610



Motor Rod Clamp MRC-1
19 mm K2.0053386
15 mm K2.0055222



cforce mini Clamp Insert 2 15mm
K2.0038503




cforce mini Clamp Insert 2 5/8in
K2.0038504



CLM-5/cforce mini Gear m0.8/32p, 40t, K2.0003753
CLM-5/cforce mini Gear m0.8, 40t, 25 mm, K2.0006372
CLM-5/cforce mini Gear m0.4/64p, 80t, K2.0006367
CLM-5/cforce mini Gear m0.5, 64t, K2.0006365
CLM-5/cforce mini Gear m0.6, 56t, K2.0006363
CLM-5/cforce mini Gear 48p, 60t, K2.0006370

CLM-4/cforce Gear m0.8/32p, 50t, K2.72108.0
CLM-4/cforce Gear m0.8, 50t, 25mm, K2.72112.0


cforce plus / MAX & CLM-4 Accessories




CLM-4 Rod-to-Rod Adapter
15mm, K2.72106.0




CLM-4 Rod-to-Rod Bridge Adapter 15mm, K2.72107.0




Motor Rod Clamp MRC-1
19 mm K2.0053386
15 mm K2.0055222



CLM-4 Rosette Adapter for Hill Bracket, K2.72113.0



Gear Screw for CLM-4
K2.72127.0



CLM-4/cforce plus Gear assembly with modul
0.6, 70 teeth, K2.72111.0

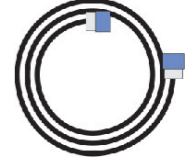
CLM-4/cforce plus Gear assembly with 48 pitch,
75 teeth, K2.0002044

CLM-4/cforce plus Gear assembly with module
0.5, 80 teeth, K2.72110.0

CLM-4/cforce plus Gear assembly with module
0.4/64 pitch, 100 teeth, K2.72109.0

LBUS / CAM Cables

LBUS cables need to be ordered separately



LBUS (straight) to LBUS (straight) Length: 0.2m/8", K2.0006749
LBUS (straight) to LBUS (straight) Length: 0.3m/1ft, K2.0006750
LBUS (straight) to LBUS (straight) Length: 0.5m/1.5ft, K2.0006751
LBUS (straight) to LBUS (straight) Length: 0.8m/2.5ft, K2.0006752
LBUS (straight) to LBUS (straight) Length: 1.5m/5ft, K2.0006753
LBUS (straight) to LBUS (straight) Length: 3m/10ft, K2.0006754
LBUS (straight) to LBUS (straight) Length: 6m/20ft, K2.0006755
LBUS (straight) to LBUS (straight) Length: 15m/49ft, K2.0006756
LCS (5p) - LBUS (0.8m/2.6ft): K2.0007318

LBUS (angled) to LBUS (straight) Length: 0.35m/1.1ft, K2.0013042
LBUS (angled) to LBUS (straight) Length: 0.80m/2.3ft, K2.0013043
LBUS (angled) to LBUS (straight) Length: 1m/3.3ft, K2.0013041
LBUS (angled) to LBUS (angled) Length: 0.2m/8", K2.0012785
LBUS (angled) to LBUS (angled) Length: 0.6m/2ft, K2.0013040
LBUS (angled) to LBUS (angled) Length: 0.8m/2.6ft, K2.0012630
LBUS Star (0.2m/8in). K2.0023823

Cable CAM (7p) – RS (0.3m/1ft), K2.0015754
Cable CAM (7p) – EXT (16p) (0.8m/2.6ft), K2.0015755
Cable CAM (7p) – EXT (6p) (0.6m/2ft), K2.0015756
Cable CAM (7p) – LANC/D-Tap (0.6m/2ft), K2.0015757
Cable CAM (7p) – RED CTRL/D-Tap (0.6m/2ft), K2.0015758
Cable CAM (7p) – ENG (12p) (0.3m/1ft), K2.0015759
Cable CAM (7p) – LBUS (0.5m/1.6ft), K2.0015760
Cable CAM (7p) – Sony F55 CTRL/D-Tap (0.6m/2ft), K2.0018814
Cable CAM (7p) – D-Tap (0.5m/1.6ft), K2.0018813
Cable CAM (7p, f) – CAM (7p, m), (0.3m/1ft), K2.0023832
Cable CAM (7p) – LBUS (0.3m/1ft), (0.3m/1ft), K2.0025027

| Lens Type | Focus Gear | Iris Gear | Zoom Gear |
|-----------------|--|-----------------------|---|
| CINE | Module 0.8 / 32 pitch | Module 0.8 / 32 pitch | Module 0.8 / 32 pitch |
| Panavision | Module 0.8 / 32 pitch | Module 0.4 / 64 pitch | 48 pitch (no common pitch equivalent) |
| Fujifilm B4 ENG | Module 0.6 (no common pitch equivalent) | Module 0.4 / 64 pitch | Modul 0.6 (no common pitch equivalent) |
| Canon B4 ENG | Module 0.5 (no common pitch equivalent) | Module 0.4 / 64 pitch | Modul 0.5 (no common pitch equivalent) |