



# ARRI Sample Footage

TECHNICAL INFORMATION

March 10<sup>th</sup>, 2025

## Contents

<b>Introduction.....</b>	<b>3</b>
<b>How to access the Sample Footage .....</b>	<b>3</b>
<b>ALEXA 35 .....</b>	<b>4</b>
Frame.io Link for ALEXA 35.....	5
<b>ALEXA 65 .....</b>	<b>6</b>
Frame.io Link for ALEXA 65.....	6
<b>ALEXA LF .....</b>	<b>7</b>
Frame.io Link for ALEXA LF .....	7
<b>ALEXA Mini LF .....</b>	<b>8</b>
Known Issues .....	8
Frame.io Link for ALEXA Mini LF .....	8
<b>ALEXA Mini .....</b>	<b>9</b>
Frame.io Link for ALEXA Mini .....	9
<b>AMIRA.....</b>	<b>10</b>
High speed clips .....	10
Clips with looks .....	11
Frame.io Link for AMIRA.....	11
<b>Music credit .....</b>	<b>12</b>
<b>Downloading footage from our FTP server.....</b>	<b>13</b>
FTP access in Filezilla .....	15

## Introduction

This document gives an overview on our Sample Footage shot on ARRI digital cameras. Currently we offer Sample Footage for:

- ALEXA 35
- ALEXA 65
- ALEXA LF
- ALEXA Mini LF
- ALEXA Mini
- AMIRA

The shots are intended for anyone who wants to test the workflow with ProRes, MXF/ARRIRAW or HDE files. Use these clips to check your color pipeline, file conversion, grading paths, ARRI Look File 2, ARRI Look File 4, Textures and Metadata.

All clips hold lens metadata from ARRI's Lens Data System (LDS-1/2).

Each clip is shot with the following settings if not otherwise noted:  
24fps, 800ASA, shooting gamma: LogC3 or LogC4

## How to access the Sample Footage

ARRI's Sample Footage is available for download via our FTP server or directly from Frame.io. Links for each camera are provided throughout the document. For FTP server access please refer to the according [chapter](#) in this document.

# ALEXA 35

The ALEXA 35 sample footage has been shot in a sawmill in Lower Bavaria. We used a Signature Zoom 24-75mm, a Signature Prime 95mm for the spherical shots and a Master Anamorphic 40mm for the anamorphic shots. For the specialty S16 mode, we used a 6mm Ultra 16 prime.

Reel	Clip	Codec	Sensor Mode	Resolution	FPS	EI	Lens	Look	Look Intens.	Texture	Dynamic Metadata
SM0001	C014	Apple ProRes 4444	4.6K 3:2 OG	4608 x 3164	24	800	SP 95mm	default (none)	-	K445 Default	-
	C019		4K 16:9 – 4K	4096 x 2304	24	800	MA 40mm	default (none)	-	K445 Default	-
	C020				24	800		default (none)	-	F567 Clarity	-
	C021				24	800		default (none)	-	G522 Soft Nostalgic	-
	C026				24	800		default (none)	-	K445 Default	-
	C036				24	800		default (none)	-	K445 Default	yes
	C038				24	800		Look with ACM	80%	K445 Default	yes
	C039				24	800		Look with CCM	100%	K445 Default	yes
	C046		4K 16:9 – UHD	3840 x 2160	24	800	default (none)	-	K445 Default	yes	
	C047		4K 16:9 – 2K	2048 x 1152	24	800	default (none)	-	K445 Default	yes	
	C048		4K 16:9 – HD	1920 x 1080	24	800	default (none)	-	K445 Default	-	
	C056		4K 2:1	4069 x 2048	24	800	default (none)	-	K445 Default	-	
	C001		3.3K 6:5 – 3.3K	3328 x 2790	24	800	default (none)	-	K445 Default	-	
	C002		3.3K 6:5 - 4K 2.39:1 Ana 2x	4096 x 1716	24	800	default (none)	-	K445 Default	yes	
	C007		3K 1:1 - 3.8K 2:1 Ana 2x	3840 x 1920	24	800	default (none)	-	K445 Default	yes	
	C008		3K 1:1 - 3K	3072 x 3072	24	800	default (none)	-	K445 Default	yes	
C011	UHD 16:9 Ana 2x	3840 x 2160	24	800	MA 40mm	default (none)	-	K445 Default	yes		
C013	2K 16:9 S16 – 2K	2048 x 1152	24	800	ARRI/ZEISS Ultra 16 6mm	default (none)	-	K445 Default	-		

SM0001	C015	MXF/ARRIRAW or MXF/HDE	4.6K 3:2 OG	4608 x 3164	24	800	SP 95mm	default (none)	-	K445 Default	-
	C016		4.6K 16:9 – 4.6K	4608 x 2592	24	800	SZ 24-75mm	default (none)	-	K445 Default	-
	C017				24	800		default (none)	-	F567 Clarity	-
	C018				24	800		default (none)	-	G522 Soft Nostalgic	-
	C022				24	800		default (none)	-	K445 Default	-
	C023				24	3200		default (none)	-	K445 Default	-
	C024				24	3200 ES		default (none)	-	K445 Default	-
	C040				4096 x 2304	24		800	default (none)	-	K445 Default
	C042		4K 16:9 – 4K	4096 x 2304	24	800	Look with ACM	80%	K445 Default	yes	
	C045		4096 x 2304	24	800	Look with CCM	100%	K445 Default	yes		
	C057		4K 2:1	4069 x 2048	24	800	default (none)	-	K445 Default	-	
	C058		3.8K 16:9 (UHD)	3840 x 2160	24	800	default (none)	-	K445 Default	-	
	C004		3.3K	3328 x 2790	24	800	MA 40mm	default (none)	-	K445 Default	-
	A_007 C006		3K 1:1 – 3K	3072 x 3072	24	800	MA 40mm	default (none)	-	K445 Default	-*

All clips include metadata and 4 channel sound.  
\*no lens metadata available

### **Frame.io Link for ALEXA 35**

Both, MXF/ARRIRAW and MXF/Apple ProRes files of the ALEXA 35, are stored as MXF files so you can download each clip separately. After clicking on the links below you have the option to select one or more shots for download. All ARRIRAW files were also transcoded by our [ARRIRAW HDE Transcoder](#) software for a HDE version (with about 35% less storage requirement).

- [ALEXA 35 ARRIRAW](#)
- [ALEXA 35 HDE](#)
- [ALEXA 35 ProRes](#)

## ALEXA 65

All four ALEXA 65 clips were shot in ARRIRAW Open Gate format. Using the full aperture, the crew used Prime 28, 35, 50 and 80mm lenses by ARRI Rental.

For each shot we also offer a 2K ProRes 422HQ QuickTime proxy. The original metadata of the ARRIRAW footage is stored in the proxy files as well.

Clip	Mode/Format	Resolution		Lens	Comments
A003C025	ARRIRAW	6.5K	6560x3100	50mm	24fps/23.976p
A005C021	ARRIRAW	6.5K	6560x3100	80mm	60fps/23.976p
A005C031	ARRIRAW	6.5K	6560x3100	35mm	60fps/24p
A006C021	ARRIRAW	6.5K	6560x3100	28mm	60fps/23.976p

### Frame.io Link for ALEXA 65

As ARRIRAW files on the ALEXA 65 are stored as single file sequences, you have to download the content as TAR or ZIP package for each clip. After clicking on the link below you have the option to select one or more shots for download. The ProRes proxy clips are downloadable as-is.

- [ALEXA 65 ARRIRAW](#)

If you only need single ARRIRAW frames please use FTP access.

## ALEXA LF

Our ALEXA LF footage has been shot in our Munich HQ Showroom. We used a Signature Prime 40mm for the spherical shots and a Master Anamorphic 100mm for the anamorphic shot.

Reel	Clip	Codec	Sensor Mode	Resolution	FPS	Lens*	Look	Audio		
B001	C001	ProRes 4444	LF 16:9	HD 1920x1080	24	SP 40/T1.8	ARRI 709	x		
	C002			2k 2048x1152	24		ARRI 709	x		
	C003			4K UHD 3840x2160	24		ARRI 709	x		
	C004				24		BleachByPassLook	x		
	C005		LF 2.39:1	Scope 4.5K 4448x1856	24		CoolWaterCustom	x		
	C006				24		Landscape	x		
	C007				24		ARRI 709	x		
	C008				LF Open Gate		OG 4.5K 4448x3096	24	ARRI 709	x
	C010				LF 2.39:1		Scope 4.5K 4448x1856	100	ARRI 709	-
B002	C006	ARRIRAW	LF 16:9	4K UHD 3840x2160	24	MA 100/T1.9	ARRI 709	-		
B003	C001		24	SP 40/T1.8	ARRI 709	-				
	C002		LF 2.39:1		Scope 4.5K 4448x1856	24	ARRI 709	-		
	C003		LF Open Gate		OG 4.5K 4448x3096	24	ARRI 709	-		
	C005		LF 2.39:1		Scope 4.5K 4448x1856	150	SP 40/T1.8	ARRI 709	-	

Note: SP 40/T1.8 = ARRI Signature Prime 40/T1.8  
MA 100/T1.9 = ARRI Master Anamorphic MA 100/T1.9

### Frame.io Link for ALEXA LF

ARRIRAW files of the ALEXA LF are stored as single file sequences, so you need to download the content as TAR or ZIP package for each clip. After clicking on the links below you have the option to select one or more shots for download.

ProRes clips are downloadable as-is. If you need the files in their original folders (like they are being stored by the camera) please use FTP access.

- [ALEXA LF ARRIRAW](#)
- [ALEXA LF HDE](#)
- [ALEXA LF ProRes](#)

## ALEXA Mini LF

The ALEXA Mini LF sample footage has been shot on a farm in the Bavarian countryside. We used a Signature Prime 18mm, 47mm, 150mm and a Zeiss Compact Zoom 70-200mm for the spherical shots as well as an ARRI/Zeiss Master Anamorphic 100mm for the anamorphic shots.

Reel	Clip	Codec	Resolution	FPS	Lens	Look	Audio	Dyn. Metadata
F003	C002	Apple ProRes 4444	LF 16:9 HD (1920x1080)	24	Zeiss Zoom	ARRI 709	Noise	-
	C003		LF 16:9 2K (2048x1152)	24	Zeiss Zoom	ARRI 709	Noise	-
	C004		LF 16:9 4K UHD (3840x2160)	24	Zeiss Zoom	ARRI 709	Noise	-
	C005			24	ARRI SP47	ARRI 709	Noise	Focus
	C008			60	ARRI SP47	ARRI 709	-	-
	C009		24	ARRI MA 100	ARRI 709	Noise	Focus	
	C012		LF 2:39:1 4.5K (4448x1856)	24	ARRI SP47	ARRI 709	Noise	Focus
	C013			24	ARRI SP47	6110 – medium – Warm	Noise	Focus
	C016			24	ARRI SP47	5110 – medium – Nature	Noise	-
C018	24	ARRI SP18		ARRI 709	Noise	Focus		
F004	C001	ARRIRAW	LF 16:9 4K UHD (3840x2160)	24	ARRI MA 100	ARRI 709	Noise	Focus
	C003			24	ARRI SP150	ARRI 709	Ok	Focus
	C022			60	ARRI SP47	ARRI 709	-	Focus
	C028			24	Zeiss Zoom	ARRI 709	Noise	Zoom
	C009		LF 2:39:1 4.5K (4448x1856)	24	ARRI SP47	ARRI 709	Ok	-
	C006			24	ARRI SP47	8180 – medium – 80s	Ok	Focus
	C007			24	ARRI SP47	2130 – medium - Beauty	Ok	Focus
	C024			24	ARRI SP47	ARRI 709	Ok	-
		LF Open Gate 4.5K (4448x3096)	24	ARRI SP47	ARRI 709	Ok	-	

Lenses: Zeiss Zoom = Zeiss Compact Zoom CZ.2 70-200/T2.9 PL  
 ARRI SP47 = ARRI Signature Prime 47/T1.8  
 ARRI S18 = ARRI Signature Prime 18/T1.8  
 ARRI MA100 = ARRI Master Anamorphic MA 100/T1.9

### Known Issues

The audio tracks exhibit mostly wind noise.

F003C001-C004: Motor inverted; metadata/encoder values also inverted.

### Frame.io Link for ALEXA Mini LF

MXF/ARRIRAW files of the ALEXA Mini LF are stored as MXF-wrapped file sequences, so you can download each clip separately. After clicking on the links below you have the option to select one or more shots for download.

MXF/Apple ProRes clips are downloadable as-is. If you need the files in their original folders (like they are being stored by the camera) please use FTP access.

- [ALEXA Mini LF MXF/ARRIRAW](#)
- [ALEXA Mini LF MXF/HDE](#)
- [ALEXA Mini LF HDE \(\\*arx single frame sequences\)](#)
- [ALEXA Mini LF MXF/ProRes](#)



## ALEXA Mini

All clips were captured with a production model ARRI ALEXA Mini camera. We've shot two different types of clips: QuickTime ProRes 4444XQ and MXF/ARRIRAW. All footage was shot in the Munich Botanic Garden within the Alpine plants section.

Each clip is shot with the following settings if not otherwise noted: 24fps, 800ASA, 5600K; shooting gamma for all clips is Log C. The clips run for about ten seconds each with 2-channel audio.

Mode/Format	Resolution		Lens	Look	Clip	Comments	
ProRes 4444XQ	S16 HD	1920	1080	Ultra 16	ARRI 709	M001C001	
	HD	1920	1080	Fujinon ALURA LWZ 30-80mm	ARRI 709	M001C002	
	HD Ana.	1920	1080	MA 100mm	ARRI 709	M001C006	LDS n/a
	2K	2048	1152	Fujinon ALURA LWZ 30-80mm	ARRI 709	M001C003	
	2.39:1 2K Ana.	2048	858	MA 100mm	ARRI 709	M001C007	LDS n/a
	4:3 2.8K	2880	2160	Fujinon ALURA LWZ 30-80mm	ARRI 709	M001C008	
	4:3 2.8K	2880	2160	MA 100mm	ARRI 709	M001C009	LDS n/a Lens Squeeze Factor: 2.0
	3.2K	3200	1800	Fujinon ALURA LWZ 30-80mm	ARRI 709	M001C004	
	4K UHD	3840	2160	Fujinon ALURA LWZ 30-80mm	ARRI 709	M001C005	
MXF/ARRIRAW	16:9 HD Ana. (OG 3.4K)	1920	2160	MA 100mm	ARRI 709	M002C003	LDS n/a
	2.39:1 2K Ana. (OG 3.4K)	2560	2145	MA 100mm	ARRI 709	M002C004	LDS n/a
	2.8K	2880	1620	MP 135mm	ARRI 709	M002C005	
	4:3 2.8K (OG 3.4K)	2880	2160	MP 135mm	ARRI 709	M002C006	
	Open Gate 3.4K	3424	2202	MP 135mm	ARRI 709	M002C007	
	2.8K	2880	1620	UWZ 9.5-18mm	ARRI 709	M002C001	
	2.8K	2880	1620	UWZ 9.5-18mm	ARRI 709	M002C002	48fps high speed
	2.8K	2880	1620	MP 135mm	various looks	M003C001 to C005	

### Frame.io Link for ALEXA Mini

MXF/ARRIRAW and ProRes clips are downloadable as-is. If you need the files in their original folders (like they are being stored by the camera) please use FTP access.

- [ALEXA Mini MXF/ARRIRAW](#)
- [ALEXA Mini MXF/HDE](#)
- [ALEXA Mini MOV/ProRes](#)

## AMIRA

All clips were captured with an ARRI AMIRA camera on the premises of the airplane hall in the Deutsches Museum Munich. We've shot two different ProRes flavors: ProRes 422 – "Video Workflow" and ProRes 4444 – "Postproduction Workflow" in two resolutions: HD and 2K.

HD and 2K are available in every project speed (i.e. timecode base set to 23.976p, 24p, 25p, 29.97p, 30p, 48p, 50p, 59.94p, 60p, 50i, 59.94i and 60i). Project speed 29.97p is available as non-drop frame as well as drop frame timecode clip-set.

Each project speed folder/zip/tar contains a similar set of six clips:

Name	Format	Resolution	Gamma	Look	Audio
_001C001	ProRes 422	1920 x 1080	Look	Rec 709	<b>CH 1/2:</b> on board microphone <b>CH 3/4:</b> music <b>CH 5:</b> silent
_001C002	ProRes 4444	1920 x 1080	Look	Rec 709	
_001C003	ProRes 4444	1920 x 1080	Log C	Rec 709	
_001C004	ProRes 422	2048 x 1152	Look	Rec 709	
_001C005	ProRes 4444	2048 x 1152	Look	Rec 709	
_001C006	ProRes 4444	2048 x 1152	Log C	Rec 709	

The clips have been recorded either in Log C Wide Gamut color space or by using the built-in Rec 709 Look file for conversion to HD video color space.

You can get hold of the full set of metadata by extracting it from the corresponding file's header using ARRI Meta Extract.

We used a Fujinon Cabrio 19-90 Zoom for all "sets of six clips" and an ARRI/Fujinon Alura 30-80 Lightweight Zoom for the high speed clips.

### High speed clips

A separate folder holds two overcranked high speed clips (project speed: 25pfs):

Name	Format	Resolution	Gamma	Look	Audio
A001C030	ProRes 422 HQ	2048 x 1152	Log C	Rec 709	n/a
A001C031	ProRes 422 HQ	1920 x 1080	Log C	Rec 709	

### Clips with looks

To familiarize yourself with the ARRI Look File 2(ALF2) in combination with the ARRI Color Tool or 3<sup>rd</sup> party tools, the “Look” folder/LookExamples.zip/.tar contain shots to which we have applied our pre-installed demo looks in-camera. For each look there’s a baked-in and a non-baked-in version. In both cases the look also travels within the QuickTime file header.

Name	Format	Resolution	Gamma	Look
B001C007	ProRes 4444	1920 x 1080	Look	Commercial
B001C008			Log C	Commercial
B001C009			Look	Film Style
B001C010			Log C	Film Style
B001C011			Look	Film Style Bleach Bypass
B001C012			Log C	Film Style Bleach Bypass
B001C013			Look	Film Style Cross
B001C014			Log C	Film Style Cross
B001C015			Look	Film Style Tabacco
B001C016			Log C	Film Style Tabacco
B001C017			Look	High Key
B001C018			Log C	High Key
B001C019			Look	Landscape
B001C020			Log C	Landscape
B001C021			Look	LCC
B001C022			Log C	LCC
B001C023			Look	Low Key
B001C024			Log C	Low Key
B001C025			Look	Vibrant
B001C026			Log C	Vibrant
B001C027			Look	X-2-ALEXA
B001C028			Log C	X-2-ALEXA

### Frame.io Link for AMIRA

ProRes clips are downloadable as-is. If you need the files in their original folders (like they are being stored by the camera) please use FTP access.

- [AMIRA MOV/ProRes](#)

## Music credit

“Whispers” by [Hyson](#)

The music has been made available via:

<http://freemusicarchive.org/music/Hyson/Soundtrack for the Weary Vol I/Hyson - Whispers>

It has been released under: <http://creativecommons.org/licenses/by/4.0/>

“Chicago Dream Center” by [SiP](#)

The music has been made available via:

<http://freemusicarchive.org/music/SiP/live at the whistler/01 - SiP - live at the whistler - chicago dream center>

It has been released under: <https://creativecommons.org/licenses/by-nc-nd/3.0/>

“Classical piano music” composed by Erik Satie.

The music has been made available via:

<http://incompetech.com/music/royalty-free>.

It has been released under: <http://creativecommons.org/licenses/by/3.0>.

## Downloading footage from our FTP server

Sample Footage of all **ALEXA** cameras:

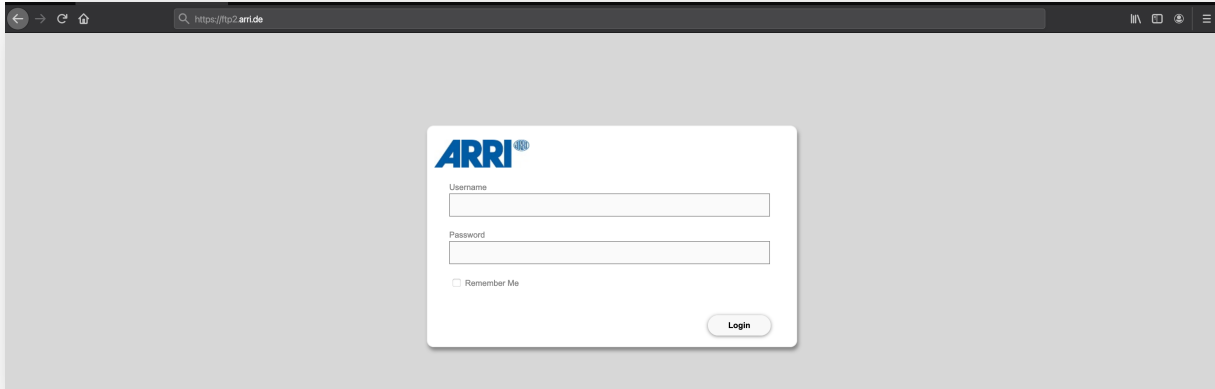
**Server:** ftp2.arri.de  
**User:** ALEXA  
**Password:** samplefootage

Sample Footage of all **AMIRA** cameras:

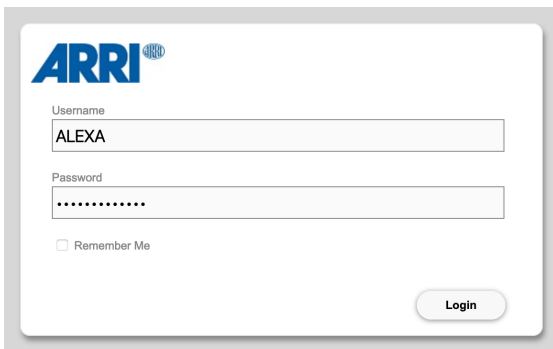
**Server:** ftp2.arri.de  
**User:** AMIRA  
**Password:** samplefootage

As written above, ALEXA as well as AMIRA sample footage is available from our FTP-server. Downloading data from an ftp-server can be done in two ways: via your browser or by using a FTP-tool. The browser-method does not require any additional software/installation.

FTP access in Firefox browser (others work similar)  
Type the server's name [ftp2.arri.de](https://ftp2.arri.de) in the address-bar and press Enter.



Next, the server will prompt for user name and password:



Next, please select “I accept” and press “OK”

### Welcome

#### File Integrity

Dieser Server ist für den temporären Austausch von Daten und verfügt über kein Backup.

This Server is only for temporary File transfer and does not have any kind of Backup.



Ich akzeptiere / I accept \*



OK

Click OK and you will see the content of the Server.

The screenshot shows the ARRI Sample Footage web interface. At the top, there is a navigation bar with links for Download, User Options, Search, Add To Basket, Show Basket, and Logout. Below this is a filter section with a search bar and options to Clear, Select, and Show 100 items on page. The main content area displays a table with the following columns: Name, Size, Modified, and Keywords. A single folder named "ALEXA 35" is listed in the table.

Name	Size	Modified	Keywords
ALEXA 35		06/28/22	

Browse the folders and download the desired files. Add the top you will find some useful functionalities that are helpful to select different files and put them into a basket for a final download in a later step. It's also possible to search for file or folder names.

AMIRA and ALEXA Mini's MXF/ARRIRAW – opposed to ALEXA LF/XT/SXT ARRIRAW – is not a single frame file format; The frames are wrapped inside a MXF container, so you only have to copy one file instead of e.g. 10.000 (depending on the clip's runtime).

## FTP access in Filezilla

Filezilla is a typical ftp-tool developed within an open source project. It is available for Mac, Linux and Windows operating systems. Go to <https://filezilla-project.org> to download and install your copy. If you've started Filezilla and everything seems confusing, have a look at the documentation: [https://wiki.filezilla-project.org/FileZilla\\_Client\\_Tutorial\\_%28en%29](https://wiki.filezilla-project.org/FileZilla_Client_Tutorial_%28en%29)

To access our sample footage server, fill in the fields as shown:



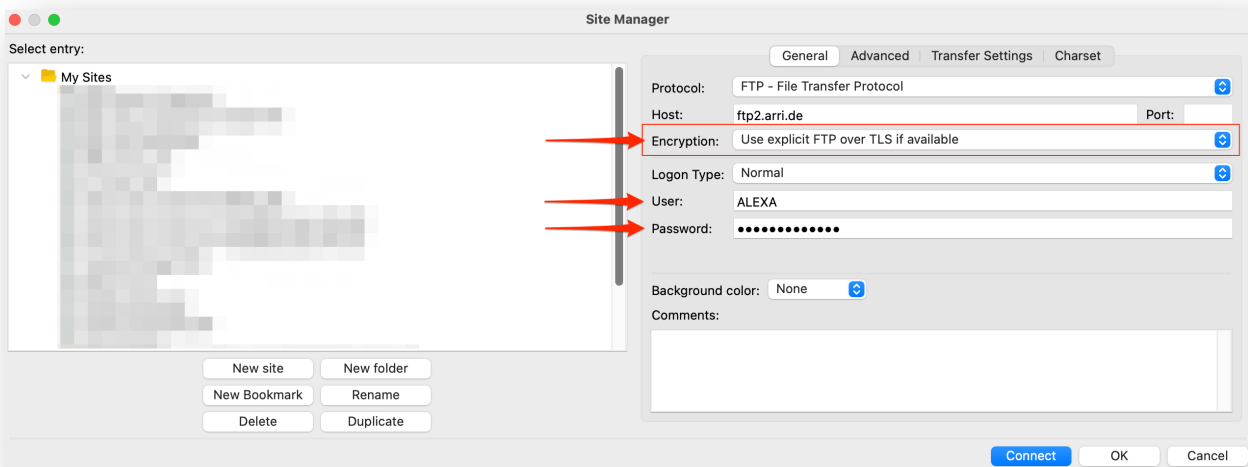
Choose "Quickconnect".

If you have troubles connecting please check your firewall settings or similar protective measurements. Once connected you will be presented with the folder structure in a familiar way (like in Finder or Explorer). Now you can drag & drop the folders to your local drive on the left side.

### Please Note:

**Make sure you have the latest version of FileZilla installed.**

**Please select "Use explicit FTP over TLS if available" for Encryption.**



If you have feedback or questions regarding the sample footage, please email us at [digitalworkflow@arri.de](mailto:digitalworkflow@arri.de).