

STUDIO 2000 W p.o.




NOTE: WHEN ORDERING QUOTE PART NUMBER | BEMERKUNG: BEI BESTELLUNG IDENT-NR ANGEBEN




L4.83040.E
Housing cpl. blue/silver
Gehäuse kpl. blau/silber




L4.83041.E
Rear casting blue
Rückteil blau




L4.83149.E
Side extrusion cpl./right
(type plate side) silver
(NRTL-labeled from ser.nr. 7304
on
request)
Rippenblech kpl./rechts
(Typen Schild-Seite) silber
(NRTL-Label ab Ser.Nr. 7304 auf
Anfrage)



L4.83460.E
Side extrusion cpl./right
(type plate side) black
(NRTL-labeled from ser.nr. 7304
on
request)
Rippenblech kpl./rechts
(Typen Schild-Seite) schwarz
(NRTL-Label ab Ser.Nr. 7304 auf
Anfrage)



L4.83150.E
Side extrusion cpl./left
(door catch side) silver
Rippenblech kpl./links
(Verschlußseite-
Linsenfassung)
silber



L4.83461.E
Side extrusion cpl./left
(door catch side) black
Rippenblech kpl./links
(Verschlußseite-
Linsenfassung)
schwarz



L4.83291.E
Rear casting black
Rückteil schwarz



L4.83158.E
Front casting blue
Frontteil blau



L4.83292.E
Front casting black
Frontteil schwarz



L4.83159.E
Internal side baffle right
Mantelstromblech rechts



L4.83160.E
Internal side baffle left
Mantelstromblech links




L4.83038.E
Top cover cpl. silver
Abdeckung oben silber

Spare Parts List / Ersatzteilliste

March 5, 2015




L4.79747.E
Door catch set
Schnapphaken Set



L4.83042.E
Base casting front or rear,
blue
Wannenstirnteil Vorder-oder
Rückseite, blau



L4.83297.E
Base casting front or rear,
black
Wannenstirnteil Vorder-oder
Rückseite, schwarz




L4.83009.E
Set of bottom panels
Boden kpl.




L4.83050.E
Side panels left + right p.o.
silver
Seitenbleche links + rechts
p.o. silber



L4.83469.E
Side panels left + right man.
black
Seitenbleche links+rechts
man.
schwarz




L4.83044.E
Set of internal side baffles
left + right silver
Set Mantelstromblech links +
rechts silber



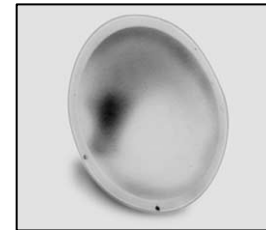
L4.83301.E
Set of internal side baffles
left + right black
Set Mantelstromblech
links + rechts schwarz




L4.83043.E
Lampholder + lamp carriage
Lampenfassung und
Fokusschlitten



L4.80118.E
Focus indicator
Fokusanzeiger




L4.83006.E
Reflector
Reflektor



L4.80413.E
25 pcs. ceramicholder-
reflector
25 St. Keramikhalter-Reflektor



L4.83008.E
Lampholder complete
Lampenfassung komplett



L4.80115.E
Set of 10 pcs. Lampholder
contacts
Set 10 St.
Lampenklammstücke



L4.80125.E
Lamp lock shaft
Hebel geschweißt



L4.83012.E
Guide rail
Leitspindel



L4.80387.E
Focus spindle
Fokusspindel




L4.80122.E
10 pcs. guide roll / focus
10 St. Führungsrollen / Fokus

Spare Parts List / Ersatzteilliste

March 5, 2015



L4.81380.E
Focus knob
Fokusknopf




L4.83052.E
Internal cable set 100-240 V
p.o.
Kabel Set innen 100-240 V
p.o.



L4.83031.E
Focus drive assembled
Fokusantrieb montiert



L4.83026.E
Housing for rotary switch p.o.
Gehäuse für Drehschalter p.o.



L4.83027.E
Rotary switch p.o. 100-120 V
Drehschalter p.o. 100-120 V



L4.83054.E
Rotary switch p.o. 200-240 V
Drehschalter p.o. 200-240 V



L4.83034.E
Focus knob set p.o.
(white, blue, yellow, red)
Fokusknopf-Set p.o.



L4.83032.E
Flexible shaft focus
Flex-Welle Fokus



L4.83033.E
Focus gear set
Zahnrad Set



L4.83035.E
Stirrup p.o.
Haltebügel p.o.




L4.85103.E
Worm gear
Schneckenantrieb
further p.o.-spare-parts on
seperate sheet
weitere p.o. Ersatzteile auf
separatem Blatt




L4.83025.E
Top latch assembled p.o.
Torsicherung montiert p.o.



L4.83156.E
Fresnel lens
Stufenlinse



L4.83011.E
Wire guard complete
Schutzgitter komplett



L4.83023.E
Accessory bracket p.o.
Halteklaua p.o.



L4.83166.E
Stirrup mounting set p.o.
Bügelbefestigungs Set p.o.



L4.83157.E
Lens door 90°
Linsenfassung 90°




L4.83164.E
Mains cable 200-240 V
Netzkabel 200-240 V

Design, specifications & availability subject to change without notice - Technische Änderungen vorbehalten




L4.80288.E
Mains cable 100-120 V NRTL
Netzkabel 100-120 V NRTL



L4.83181.E
Switch 4-Pin
Schalter 4-Pin



L4.83165.E
Lamp holder compl. 4-Pin
Lampenfassung kpl. 4-Pin




L4.83295.E
Top cover cpl. black
Abdeckung oben kpl. schwarz



L4.83053.E
Extrusions top silver
Rippenbleche oben silber



L4.83296.E
Extrusions top black
Rippenbleche oben schwarz



L4.83024.E
Accessory bracket with
safety catch p.o.
Halteklau mit
Sicherungshaken p.o.



L4.70194.E
Paint blue similar RAL 5015
Lack blau ähnlich RAL 5015



L4.70183.E
Paint black similar RAL 9011
Lack schwarz ähnlich RAL
9011



L4.70186.E
Paint thinner
Farb-Verdünnung



L4.80114.E
Reflector holder cpl.
Reflektorhalter kpl.