



### Main Features

- Lens-less MAX Technology
- 15° to 50° continuous beam angle: standard reflector
- 8° to 15° beam angle: spot reflector
- Easy re-lamping
- ARRI Dual Pin Width support (GX51/GX38)
- Protection rating IP23
- Suitable for high frame rate images

## M-Series ARRIMAX 18/12 with MAX Technology

### “The most powerful HMI light on the planet”

Lens-less system with MAX Technology - The Academy Award-winning ARRIMAX remains the ultimate choice for productions requiring maximum light output. The 580 mm (22.8") diameter, parabolic faceted reflector provides continuous focus adjustment from 15° to 50° beam angle and, since the ARRIMAX does not require a set of spread lenses, shadows are sharp and easily cut.

Safe and easy for both lamp type bases - 18 kW and 12 kW. 18,000 W single ended lamps use a sturdier GX51 lamp base for which ARRI engineers have designed a special lampholder that alleviates mechanical stress from the lamp pins, now serving only as an electrical connection. The lamp clamping mechanism is self-aligning and uses a rugged, recessed lamp lock handle. To ensure that crews can easily use 12,000 W lamps or versions of 18,000 W single ended lamps with G38 bases, the new lampholder accepts either lamp type with no modification or adjustment.






The ARRIMAX 18/12 has a unique proven track record in numerous major feature film productions worldwide. Operated with the EB MAX 18/12 even worrisome shootings for SFX, VFX, commercials, sports industrial applications, automotive component testing, ballistics or material testing are feasible.

The AutoScan technology supplies the lamp with a greatly raised 1,000 Hz square wave current and makes it easy to achieve high quality flicker free images even at frame rates of 1,000 fps and in many cases beyond even with a single source.


Going along with the enormous light output the ARRIMAX 18/12 is part of an optimized lighting system in conjunction with the latest generation of electronic ballast and the specifically designed accessories, providing both versatility and maximum quality unreach.

For Daylight Systems ARRI offers an extended warranty of 5 years.

### Available Accessories

-  4-leaf barndoor
-  Snoot
-  Spot Reflector
-  Head-to-Ballast cable
-  Set of 4 scrims

### Models

Version	Connector	Mounting	Color
ARRIMAX 18/12	International (VEAM) 0.5 m cable outlet	Manual	 Blue/Silver

## Technical Specifications

### M-Series ARRIMAX

Ident-No.	L1.37950.B
EB MAX Set*	L0.0019667
Basic Set*	L0.0019665
Basic Set "Spot"	L0.0019664 incl. spot reflector
*Set including lamphead, ballast, cable, barndoor	

### Main Features

Type of Lamphead	Open Face
Reflector	MAX Technology Facetted Reflector
Wattage	12,000 / 18,000 W
Lamp Base	GX51 / GX38
Lamp Type	Metal Halide 12,000 W Metal Halide 18,000 W
UV Protection Glass Diameter	630 mm / 19.7"

### Technical Data of the Luminaire

Max. Operating Temperature	ta= 45° C / 113° F
Max. Surface Temperature	tc= max. 240° C / 464° F
Tolerable Inclination	max. 90° upwards / max. 75° downwards
Safe Distances	15 m / 49 ft. to illuminated surface 2 m / 6.6 ft. around the luminaire
Protective Class	I - Protective Earth
Protective Rate	IP23

### Specifications

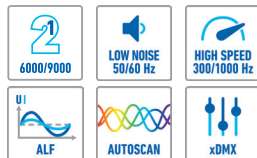
Dimensions (incl. flange) (H x W x L)	1,051 x 784 x 942 mm / 41.4 x 30.9 x 37.1"
Packed Size (H x W x L)	1,135 x 1,050 x 1,170 mm / 44.7 x 41.3 x 46.1"
Weight	approx. 70 kg (152.56 lbs)
Packed Weight	approx. 86 kg (188.94 lbs) incl. pallet
Accessories Diameter	740 mm / 29.1"
Mounting	Spigot 28 mm / 1 1/8" (1.1")
Certification	CE, UKCA, CB, ENEC, cNRTLus

### ARRI corresponding Electronic Ballasts

#### EB MAX IDs:

L2.0019426	EB MAX 12/18 (USA) bare ends
L2.0016748	EB MAX 12/18 bare ends

#### Features:



#### EB Basic IDs:

L2.76290.0	EB 12/18 bare ends
------------	--------------------

#### Features:



### Photometric Data with 18,000 W Lamp

Distance: 15 m (49 ft.)	[Output / Diameter]
Spot 15°	55,300 lux (5,138 fc) / Ø 3.9 m (12.8")
Flood 50°	5,700 lux ( 530 fc) / Ø 12.7 m (41.7")
Distance: 20 m (66 ft.)	[Output / Diameter]
Spot 15°	31,100 lux (2,889 fc) / Ø 5.3 m (17.4")
Flood 50°	3,210 lux ( 298 fc) / Ø 17.0 m (55.8")
Distance: 30 m (99 ft.)	[Output / Diameter]
Spot 15°	13,800 lux (1,282 fc) / Ø 7.9 m (25.9")
Flood 50°	1,420 lux ( 132 fc) / Ø 25.4 m (83.3")

All specifications are nominal / typical values.



For light output at any distance use our ARRI Photometrics App.

