

# Orbiter®

MODE D'EMPLOI

L5.0021108 / L03917

07 / 2022



## **Historique des révisions**

<b>Date</b>	<b>Révision</b>	<b>Changements</b>	<b>Rev.</b>
20-11-08		Première parution	mfg
21-05-12	L03772	Mise à jour de la licence du logiciel	mfg
22-07-04	L03917	Mise à jour de la licence du logiciel	mfg

© 2020 - 2022 Arnold & Richter Cine Technik GmbH & Co. Betriebs KG. All rights reserved.

Information subject to change without notice. ARRI and all affiliated companies disclaim liability for any injury, damage, direct or indirect loss, consequential or economic loss or any other loss occasioned by the use of, inability to use or reliance on the information contained in this document.

No part of this document may be used for distribution, reproduction, transmission, transcription, storage in a data retrieval system, or translated into any language in any form by any means without the prior written permission of ARRI. If you are downloading files from our web pages for your personal use, make sure to check for updated versions. ARRI cannot take any liability whatsoever for downloaded files, as technical data are subject to change w/o notice.

The products offered by ARRI are approved for use in a number of countries, including Canada, the European Union, Japan, and the USA. Product-specific information on approval can be found in the respective operating instruction manuals. Import and use in countries other than those mentioned in the respective operating instructions may be subject to legal, regulatory, or official requirements and regulations. Before the products are imported into these countries or used in these countries, compliance with the existing legal, regulatory, and administrative requirements and regulations must be ensured.

It is the importer's or the user's responsibility, prior to importation or use, to inform themselves of the applicable legal, regulatory, and administrative requirements and regulations and to ensure compliance with these requirements and regulations, including applying for and obtaining any necessary approvals or registrations.

As far as reasonable and legally possible, ARRI will support requests in relation to such applications by providing technical documents or declarations.

As an importer or user, you confirm that you are familiar with and comply with the legal, regulatory, and administrative requirements and regulations that apply in the countries to which you ship or use the products. You further confirm that you will arrange for any necessary registrations, enrolments, or authorizations that are required in such countries.

You release ARRI from all obligations resulting from any legislative, regulatory, or administrative requirements regarding import or use of the products, except in countries where ARRI has obtained a registration or certification. You agree to indemnify, defend, and hold ARRI harmless from any and all claims, damages, losses, liabilities, costs, and expenses (including reasonable fees of attorneys and other professionals) that may arise out of a demand on ARRI in connection with your obligations mentioned above.

Art-Net™ Designed by and Copyright Artistic Licence Holdings Ltd.

License agreement open source software

This device contains open source software. The associated license texts can be retrieved via the web interface of the device. To access the web interface of the device, please connect the Orbiter to your network and call the following address in the web browser: <http://<IP address of the Orbiter>/licenses/>.

ARRI, the ARRI Logo, ARRIMAX, ARRISUN, EB, **UOS**, L-Series, MAX Technology, M-Series, Orbiter, POCKET-PAR, Quick Lighting Mount, True Blue, SkyPanel, SKYPANEL, T 12 and T 24 are registered trademarks of Arnold & Richter Cine Technik GmbH & Co. Betriebs KG.

# Table des matières

<b>Introduction</b>	<b>5</b>
Fonctionnalités	5
Champ lumineux	5
Uniformité	5
Couleurs vibrantes, éclairage plein spectre	5
Lumière froide	5
Propriétés	5
Fixation d'accessoire Quick Lighting Mount	5
Lyre	6
Verrouillage d'inclinaison	6
Contrôle	6
Panneau de contrôle Orbiter	6
Options de télécommande	6
LED d'état	7
Panneau de contrôle pour Orbiter	7
<b>Vue d'ensemble</b>	<b>8</b>
<b>Modes</b>	<b>9</b>
CCT	9
HSI	9
Coordonnées X,Y	9
RGBACL	9
Filtres de couleurs (GEL)	9
Source Matching	9
Effets lumineux	9
Capteur de couleur	9
Favoris	10
Mode DMX 'Ultimate'	10
Contrôle de couleur étendu (ECC)	10
<b>Mise en œuvre des modes</b>	<b>11</b>
Réglage des paramètres en mode CCT	11
Réglage de la couleur en mode HSI	11
Réglage de la couleur en mode X,Y	11
Réglage de la couleur en mode RGBACL	11
Réglage des paramètres d'éclairage en mode GEL	11
Réglage du type de source en mode Source Matching	12
Sélection d'un effet lumineux et réglage des paramètres	12
Contrôle de couleur étendu (ECC)	15
Utilisation du mode ECC par le DMX	15
Utilisation du mode ECC avec le panneau de contrôle	15
Favoris	16
Réglage de l'intensité, quel que soit le mode opératoire	16
<b>Menu de contrôle et configuration</b>	<b>17</b>
Section Light Control	17
Mode Host/Client	17
Rubrique Operational Mode	17
Rubrique Dimming Curve	17
Mode Tungsten	18

Mode High Speed .....	18
Mode Color Sensor .....	18
Rubrique Color Sensor Calibration .....	18
Mode Calibrated RGBACL Color Space .....	19
<b>Section DMX .....</b>	<b>20</b>
Adresse .....	20
Mode .....	20
Comportement sur perte de signal (Loss Behavior) .....	20
Spécification du mode DMX .....	21
Limitation du nombre de canaux (Reduce Channels) .....	21
DMX sans fil (CRMX) .....	21
Appariement de la ligne CRMX .....	21
Rubrique Transition Type .....	22
Terminaison de ligne DMX .....	22
Activer ou stopper le protocole RDM (RDM State) .....	22
Passerelle DMX/RDM .....	23
Filtre d'intégrité du signal (Valid Filter) .....	23
<b>Section Network Settings .....</b>	<b>24</b>
Art-Net & sACN .....	25
<b>Fonctions du port USB .....</b>	<b>26</b>
Listes de favoris, réglages et historiques .....	26
Mise à jour du logiciel du panneau de contrôle .....	26
<b>Rubrique Display Setup .....</b>	<b>27</b>
Auto Adjust .....	27
Rétro éclairage (Display Backlight) .....	27
Luminosité de l'afficheur (Display Brightness) .....	27
Mode nuit (Screen Mode) .....	27
Orientation .....	28
Contrôles agrandis (Zoomed-In View) .....	28
Lecture des informations système .....	29
Langue de l'interface .....	29
Retour aux réglages d'usine .....	29
<b>Outils logiciels et micrologiciel .....</b>	<b>30</b>
ARRI Lighting Service Manager (ALSM) .....	30
Micrologiciel .....	30
Portail Web de l'Orbiter .....	30
<b>Structure des menus de contrôle .....</b>	<b>31</b>
<b>Commandes RDM .....</b>	<b>32</b>
<b>Messages d'alerte et d'erreur .....</b>	<b>33</b>
Messages d'alerte .....	33
Messages d'erreur .....	35
<b>Equations de calculs CCT et x,y .....</b>	<b>37</b>
<b>Licence logicielle Open Source .....</b>	<b>38</b>

# Introduction

L'Orbiter de ARRI est une source LED très lumineuse. Elle dispose d'un porte accessoire et de deux supports de lyres avec un système de fixation rapide. Proche des séries ARRILITE et ARRI-M, l'Orbiter est conçu pour l'éclairage direct ou indirect d'objets. Sa forte luminosité permet un travail à longue portée. Comme pour tous les produits ARRI, la source de l'Orbiter est entièrement paramétrable.

L'Orbiter produit une lumière blanche ou colorée à température de couleur réglable et un point magenta/vert réglable. Le spectre a été optimisé pour un rendu des couleurs parfait et une excellente interaction avec les caméras numériques. Tous les modèles sont contrôlables en DMX 512-A, en CRMX de Lumen-Radio (DMX sans fil), RDM, Art-Net, sACN et par un portail web ou un panneau de configuration dédié.

Suivez les consignes d'installation et de sécurité de l'Orbiter réunies dans le Manuel d'Installation et de Sécurité disponible en téléchargement gratuit dans la section Téléchargements du site web [www.arri.com](http://www.arri.com).

## NOTE

Respectez les instructions de sécurité et les mises en garde des documents „Guide rapide l'Orbiter“ et „Manuel d'Installation et de Sécurité“, disponibles en téléchargement gratuit sur [www.arri.com](http://www.arri.com).

## Fonctionnalités

### Champ lumineux

Selon l'accessoire dont il est équipé, l'Orbiter propose les mêmes possibilités qu'une source nue ou d'une découpe.

### Uniformité

L'Orbiter permet un éclairage homogène de la scène par illumination directe ou indirecte des objets. Il produit un résultat naturel.

### Couleurs vibrantes, éclairage plein spectre

Le rendu des couleurs fidèle est une des caractéristiques phare de l'Orbiter. Le blanc entièrement paramétrable s'ajuste à n'importe quel ton de peau, à n'importe quel capteur de caméra et à n'importe quel environnement à sources multiples. Les couleurs plein gamut permettent le rendu de n'importe quelle nuance. La bibliothèque intégrée de filtres et la liste raccourcie de choix personnalisés donnent accès aux couleurs favorites instantanément.

### Lumière froide

Contrairement à une source traditionnelle, l'Orbiter émet très peu de chaleur vers l'avant pour un plus grand confort des acteurs devant la source.

## Propriétés

### Fixation d'accessoire Quick Lighting Mount

Le porte accessoire QLM à l'avant de l'appareil (Quick Lighting Mount) accepte les accessoires de la gamme ARRI dédiée à l'Orbiter. Il dispose d'une interface de communication et d'une alimentation dédiée si l'accessoire la requiert.

## Lyre

Deux lyres sont disponibles pour l'Orbiter. La version manuelle est construite en aluminium, légère et stable. La version en commande à perche est en acier et conçue pour les manoeuvres à distance.

Les deux supports latéraux permettent un montage et une dépose rapide de la lyre et des pièces de montage optionnelles de ARRI. La lyre n'est pas fournie avec la source et doit être commandée séparément.

## Verrouillage d'inclinaison

Le système de verrouillage d'inclinaison de part et d'autre de la lyre fournit un blocage ferme. Il élimine tout mouvement et risque de glissement pour garder l'Orbiter comme vous l'avez réglé.

## Contrôle

Toutes les fonctions de l'Orbiter sont contrôlables par DMX (câblé), CRMX (DMX sans fil) ou Art-Net. L'Orbiter est également compatible RDM (sur DMX ou Art-Net avec les contrôleurs compatibles). Il dispose d'un retour d'information par RDM pour tous les paramètres y compris l'état général du système.

L'Orbiter est équipé d'un récepteur interne LumenRadio CRMX pour le contrôle en DMX et les retours d'information RDM sans fil.

## Panneau de contrôle Orbiter

Un panneau de contrôle dédié est disponible en accessoire. Il contrôle l'intensité, la température de contrôle, le point vert/magenta, la teinte et la saturation du faisceau ainsi que de nombreux autres paramètres. Le panneau de contrôle peut être installé à l'arrière de l'appareil ou déporté avec un câble spécifique.






## Options de télécommande

Les modes de télécommande ci-dessous sont disponibles :

Option	Contrôle	Configuration	Information
Panneau de contrôle pour Orbiter	Oui	Oui	Voir manuel dédié téléchargeable sur <a href="http://www.arri.com">www.arri.com</a>
DMX	Oui	Non	Voir les spécifications des modes DMX téléchargeables sur <a href="http://www.arri.com">www.arri.com</a>
LumenRadio CRMX (DMX sans fil)	Oui	Non	page 21
RDM	Non	Oui	page 32
Art-Net et sACN	Oui	Non	page 25
ALSM	Non	Oui	page 30
Portail Web de l'Orbiter	Non	Oui	page 30
Application Stellar	Oui	Non	<a href="http://www.arri.com/stellar/">www.arri.com/stellar/</a>

## LED d'état

La LED d'état à l'arrière de l'Orbiter indique l'état de l'appareil :

Comportement de la LED d'état		Description
	Vert fixe	Fonctionnement normal
	Vert et bleu fixes	Fonctionnement normal, réception de signal Art-Net, DMX ou sACN
	Vert et bleu, clignotante	Fonctionnement normal, réception de signal DMX sans fil
	Orange, clignotement lent (2 Hz)	Attention, mode dégradé
	Rouge, fixe	Erreur, mode protégé

## Panneau de contrôle pour Orbiter

Une description détaillée du panneau de contrôle de l'Orbiter et de sa structure de menus est disponible dans le mode d'emploi "Panneau de Contrôle pour Orbiter". Ce manuel est disponible en téléchargement gratuit dans la zone de téléchargement du site web de ARRI : [www.arri.com](http://www.arri.com).


L'illustration ci-dessous montre les désignations des éléments de contrôle utilisées dans la section "Mise en œuvre des modes" en page 11.

Le panneau de contrôle n'est pas fourni de série avec l'appareil. Il doit être commandé séparément.




# Vue d'ensemble

Orbiter (au déballage)



Platine Quick Lighting Mount QLM




Orbiter avec lyre manuelle et panneau de contrôle\*

Fixation de l'élingue de sécurité



\*Lyre et panneau de contrôle à commander séparément

Connecteurs



- 1 Lyre
- 2 Spigot (junior pin)
- 3 Poignée supérieure
- 4 Capot de protection
- 5 Pieds en caoutchouc
- 6 Verrouillage d'accessoires
- 7 Verrouillage rapide de la lyre
- 8 Support de lyre
- 9 Antenne (DMX sans fil)
- 10 Interface de communication (Lemo 5 broches)
- 11 Interface numérique optique (5 broches)
- 12 Sortie du flux avec verre de protection
- 13 Guide de montage d'accessoire
- 14 Fixation de l'élingue de sécurité
- 15 Capteur de lumière ambiante
- 16 Connecteur du câble d'extension du panneau de contrôle
- 17 Panneau de contrôle
- 18 Poignée de réglage
- 19 Alimentation et recopie d'alimentation
- 20 Connecteur de batterie 48 V-52 V ==
- 21 Verrouillage de tilt
- 22 Lecteur de carte SD
- 23 Ports USB
- 24 Entrée DMX
- 25 Recopie DMX
- 26 Connecteur Ethernet (RJ45)
- 27 Connecteur Ethernet (RJ45)
- 28 LED d'état
- 29 Connecteur SYN (SMA)
- 30 Bouton de réinitialisation



L'Orbiter accepte 18 modes opératoires lorsqu'il est contrôlé en DMX. Les mode 8 bits sont destinés au contrôle simple (consoles traditionnelles).

Les modes 16 bits sont conçus pour les contrôleurs en DMX ou Art-Net/sACN qui acceptent les résolutions en 16 bits. Le passage en haute résolution améliore le lissage de la gradation et affine le réglage continu des couleurs.

Les modes proposés sont décrits ci-dessous. Une description plus détaillée est fournie dans le document "Orbiter DMX Modes Specification", disponible en téléchargement gratuit sur le site ARRI : [www.arri.com](http://www.arri.com).

## **CCT**

Contrôle en lumière blanche uniquement sur un nombre restreint de canaux. Contrôle de l'intensité, de la température de couleur et du point vert/magenta.

## **HSI**

Mode simplifié des paramètres de valeur, teinte, saturation et intensité à utiliser avec un contrôleur simple.

## **Coordonnées X,Y**

Le mode X,Y permet de définir la couleur par placement sur le diagramme CIE-1931 en résolution 8 ou 16 bits. Un canal définit le type de transition des couleurs.

## **RGBACL**

Mode simplifié pour la composition de couleur sur un nombre restreint de canaux. Il permet de le contrôle de l'intensité générale et de l'intensité individuelle des composantes rouge, vert, bleu, ambre, cyan et jaune. Voir page 19 pour l'activation de l'espace colorimétrique calibré.

## **Filtres de couleurs (GEL)**

Une bibliothèque très complète de filtres de couleurs est disponible en mode GEL. La température de couleur de la source blanche virtuelle est paramétrable à 3200 K ou 5600 K. L'intensité est réglable.

## **Source Matching**

Configuration par choix d'une source dans une liste de 46 configurations différentes.

## **Effets lumineux**

L'Orbiter est équipé d'un générateur d'effets exhaustif proposant de nombreux effets lumineux différents. Ces générateurs sont accessibles et paramétrables par DMX, Art-Net ou sACN. Ils permettent de créer l'effet dont vous avez besoin en un tour de main.

## **Capteur de couleur**

En mode capteur de couleur, l'Orbiter mesure la température de couleur ambiante et ajuste sa sortie à la mesure ou bien suit les changements de température de couleur en continu.

## Favoris

L'utilisateur peut mémoriser jusqu'à 246 réglages favoris dans l'Orbiter. Un favori peut être rappelé et modifié par l'utilisateur à tout moment. Ils sont stockés de façon permanente et sont toujours accessibles, même après un cycle extinction/allumage.

## Mode DMX 'Ultimate'

Le mode DMX 'Ultimate' permet des combinaisons des différents modes de contrôle. Vous pouvez sélectionner 2 modes de fonctionnement et effectuer un transfert entre les deux. Cela permet de sélectionner, configurer et activer rapidement les modes les plus adaptés à vos besoins.

## Contrôle de couleur étendu (ECC)

Le contrôle de couleur étendu permet une modification intuitive des tons sélectionnés. Lorsque le mode ECC est actif, 8 paramètres sont ajoutés à chaque contrôle (voir "Contrôle de couleur étendu (ECC)" en page 15). Selon le mode choisi (sauf les effets lumineux), 8 (en mode 8 bits) ou 16 (en mode 16 bits) canaux DMX sont ajoutés à chaque appareil.

### NOTE

Selon le mode actif, l'espace d'adresses DMX doit être réservé dans le patch pour garder suffisamment de canaux disponibles pour un contrôle individuel de tous les appareils.

# Mise en œuvre des modes

Cette section décrit la mise en œuvre des modes opératoires par le panneau de contrôle.

Une liste complète et détaillée des paramètres et des options de chaque fonction ainsi que la structure des menus est disponible dans le manuel du Panneau de Contrôle, téléchargeable gratuitement sur [www.arri.com](http://www.arri.com).

## Réglage des paramètres en mode CCT

Choisissez un paramètre à régler avec les touches de raccourci (Intensité, température de couleur, point vert/magenta, G/M). Appuyez sur „ECC“ pour ouvrir le menu de contrôle étendu (voir page 15). Réglez le paramètre activé avec l'encodeur. Maintenez „Mode“ appuyée pour sauvegarder le réglage comme dans un favori.

## Réglage de la couleur en mode HSI

Choisissez le paramètre à régler avec une touche de raccourci (Intensité, teinte, saturation). Appuyez sur „ECC“ pour accéder au menu de contrôle étendu (voir page 15). Réglez la valeur avec la roue codeuse. Maintenez „Mode“ enfoncée pour sauvegarder dans un favori.

## Réglage de la couleur en mode X,Y

Choisissez le paramètre à régler avec une touche de raccourci (Intensité, x , y). Appuyez sur „ECC“ pour accéder au menu de contrôle étendu (voir page 15). Les coordonnées x et y sont comprises entre 0.0000 et 0.8000. Maintenez „Mode“ enfoncée pour sauvegarder dans un favori.

## Réglage de la couleur en mode RGBACL

Choisissez le paramètre à régler avec une touche de raccourci (Intensité, rouge, vert, bleu, ambre, cyan, jaune). Appuyez sur „ECC“ pour accéder au menu de contrôle étendu (voir page 15). Appuyez sur „Calibration“ pour choisir l'espace de couleur calibré ou pas (voir page 19). Réglez la valeur avec la roue codeuse. Maintenez „Mode“ enfoncée pour sauvegarder dans un favori.

## Réglage des paramètres d'éclairage en mode GEL

Choisissez le paramètre à régler avec une touche de raccourci (Intensité, filtre, marque, catégorie, no color [enlève tous les filtres], base CCT [température de couleur de base de la source]). Appuyez sur „ECC“ pour accéder au menu de contrôle étendu (voir page 15). Maintenez „Mode“ enfoncée pour sauvegarder dans un favori.

Le tableau ci-dessous donne les marques et catégories de filtres disponibles dans la bibliothèque.

Rosco	LEE
Color Correction	Color Correction
CalColor	Color Filters
Storaro Selection	600 Series
Cinelux	Cosmetic Filters
	700 Series

## Réglage du type de source en mode **Source Matching**

Choisissez le paramètre à régler avec une touche de raccourci (Intensité, catégorie, source). Appuyez sur „ECC“ pour accéder au menu de contrôle étendu (voir page 15). Maintenez „Mode“ enfoncée pour sauvegarder dans un favori.

Vous trouverez le détail des sources émulées dans le document „Orbiter DMX Modes Specification“, disponible en téléchargement gratuit sur le site web de ARRI : [www.arri.com](http://www.arri.com).

## Sélection d'un effet lumineux et réglage des paramètres

L'Orbiter dispose d'une bibliothèque d'effets regroupant un large choix d'effets utilisables en studio ou en tournage. L'Orbiter remplace de nombreux effets spéciaux grâce à sa bibliothèque unique.

Les effets sont accessibles par le panneau de contrôle ou par DMX, Art-Net ou sACN. Chaque effet dispose de ses propres paramètres. Ils peuvent être mémorisés dans les favoris pour être rappelés rapidement.

### **Choix et activation d'un effet**

1. Appuyez sur la touche „Mode“ et choisissez „Effect“ avec l'encodeur.
2. Choisissez l'effet désiré avec l'encodeur. L'effet démarre immédiatement - sauf le programme "Explosion" qui démarre lorsqu'on appuie sur le raccourci "Trigger".
3. Suivez la procédure ci-dessous pour le réglage des paramètres.

### **Arrêt d'un effet**

Changez le mode pour arrêter un effet. L'Orbiter fournit la bibliothèque d'effets en modes DMX 22 (8 bits) et 23 (16 bits). L'intensité est un paramètre commun à tous les effets :

### **Candle**

Vacillement léger d'une lumière chaude, plus lent que le feu et moins vif. La lumière vacille doucement en CCT et luminosité avec des périodes statiques. Il est composé de périodes statiques et agitées.

Paramètres:

- Intensité
- Vitesse
- Amplitude CCT

### **Clouds Passing**

Variations lentes en intensité et CCT avec offset réglable. L'effet est plus réussi avec plusieurs Orbiters décalés pour éviter un effet simultané sur plusieurs appareils.

Paramètres :

- Intensité
- Décalage
- Vitesse de passage
- Synchronisation

### **Club Lights**

Couleurs aléatoires pulsées, flashées et fondues.

Paramètres :

- Intensité
- Gamme de couleur (3, 6, 9, 12, 15, 18, 21 ou 24 couleurs)
- Vitesse
- Synchronisation

### **Cop Car**

Effet bleu, bleu/rouge, bleu/blanc, bleu/rouge/blanc, bleu/orange, bleu/rouge/orange, rouge/orange, orange ou rouge mimant le passage d'une voiture de police, d'une ambulance ou de pompiers. Ne pas utiliser en public sans autorisation.

Paramètres :

- Intensité
- Combinaison de couleurs
- Motif de flash

### **Explosion**

Simule un flash lumineux avec montée rapide et disparition lente. Appuyez sur „Trigger“ pour déclencher l'effet.

Paramètres :

- Intensité
- Trigger
- Disparition (Lueur)
- Changements de couleur

### **Fire**

Crée un effet de feu avec une variation de température de couleur.

Paramètres :

- Intensité
- Amplitude CCT
- Vitesse de l'effet

### **Fireworks**

Flashes de couleur avec départ rapide et fondu au noir lent.

Paramètres :

- Intensité
- Vitesse
- Couleurs

### **Fluorescent Flicker**

Couleur fluorescente avec périodes statiques et périodes vacillantes.

Paramètres :

- Intensité
- Vitesse
- Fréquence
- Changements de couleur

### **Lightning**

Crée un effet d'éclair. L'intensité, la vitesse et la fréquence sont contrôlables.

Paramètres :

- Intensité
- Vitesse
- Fréquence
- Synchronisation
- Changements de couleur

### **Paparazzi**

Effet mimant des flashes à bulbes ou d'appareils modernes.

Paramètres :

- Intensité
- Vitesse
- Type de flash
- Changements de couleur

### Party

L'effet Party change de couleur ou de saturation, de la plus faible à la plus élevée en boucle infinie.

Paramètres :

- Intensité
- Saturation
- Vitesse

Si cet effet n'est pas utile pendant les shootings, vous en aurez besoin pour la soirée d'après tournage !

### Pulsing


Effet de pulsation ou de palpitement où couleur et vitesse sont réglables.

Paramètres :

- Intensité
- Fréquence
- Durée
- Couleur

### Strobe

Génère un effet stroboscopique blanc ou en couleur à vitesse réglable.

 **DANGER**

**DANGER ! Risque de blessure voire mortelle par crise d'épilepsie.**

Ne pas utiliser près des escaliers, dans les couloirs ou près des sorties de public.

Informez par avance que des stroboscopes seront utilisés. Affichez des notices sur les murs, près des points de vente et sur les billets si possible, dans le programme et aux entrées de la salle ou du studio.

Évitez les périodes d'exposition prolongées aux flashes, en particuliers à des fréquences de 10 à 20 flash/s. En dessous de 5 flash/s, il est estimé que seuls 5% de la population sensible soit affectée.

Assurez-vous que le personnel de la salle est formé à la prise en charge de personnes en crise d'épilepsie et sera capable d'apporter les soins nécessaires.

Si quelqu'un fait une crise pendant l'utilisation de stroboscopes, arrêtez-les immédiatement.

Installez les stroboscopes aussi haut que possible.

Paramètres :

- Intensité
- Vitesse
- Couleur

### Télévision

Crée un effet TV, CCT froid qui change d'intensité à quelques secondes d'intervalles.

Paramètres :

- Intensité
- Vitesse
- Amplitude CCT

### Soudage

Flashes rapides à disparition rapide .

Paramètres :

- Intensité
- Vitesse
- Niveau minimum
- Changements de couleur

Lorsqu'un paramètre d'effet actif est modifié en DMX ou par le panneau de contrôle, le générateur interne recalcule ses valeurs immédiatement. Ainsi, l'effet peut être interrompu, saccadé ou différent pendant quelques instants. Ne changez pas les paramètres d'un effet actif s'il est important que l'effet se déroule comme programmé.

## Contrôle de couleur étendu (ECC)

Le contrôle de couleurs étendu (ECC) permet la modification de la couleur active de façon intuitive. Il peut être utilisé depuis le panneau de contrôle ou en DMX. Il est disponible dans tous les modes sauf „Effect“ et „Favorites“.

### Utilisation du mode ECC par le DMX

L'Orbiter ajoute 9 paramètres supplémentaires à chaque mode DMX lorsque le contrôle étendu de couleur est activé. Selon le mode actif, le protocole est enrichi de 9 canaux DMX (en mode 8 bits) ou 18 canaux DMX (en mode 16 bits). Consultez le document „Orbiter DMX Modes Specification“ disponible gratuitement en téléchargement sur le site web de ARRI : [www.arri.com](http://www.arri.com).

### Utilisation du mode ECC avec le panneau de contrôle

L'accès au mode ECC se fait par le raccourci ECC du menu.

L'image ci-dessous montre les paramètres de contrôle de couleur.



Les 8 roues codeuses stylisées, avec position neutre au centre, représentent les paramètres accessibles. Le codeur du paramètre actif est surligné d'un fond bleu clair. L'index donne la valeur actuelle du paramètre.

Un double clic sur un encodeur ramène le paramètre correspondant en position neutre. Un triple clic ramène tous les paramètres de contrôle en position neutre.

Au changement de mode, les valeurs actuelles sont mémorisées et rappelées lorsque le mode est réactivé. Les paramètres sont mémorisés même après extinction de l'Orbiter.

Lorsque le contrôle de couleur étendu est actif :

- le symbole du mode actif est suivi du symbole ECC dans le menu principal,
- les paramètres sont mémorisés dans un favori. Les favoris contenant des informations ECC sont repérés d'un astérisque,
- un favori actif est désactivé lorsqu'un paramètre est changé,
- l'espace de couleur calibré RGBACL est activé lorsque l'ECC est activé en DMX,
- l'espace de couleur direct RGBACL n'est pas utilisable,
- les paramètres sont pris en compte pendant les transferts,
- les paramètres sont ignorés lorsqu'un effet est actif.

## Favoris

L'utilisateur peut stocker jusqu'à 246 réglages favoris dans l'Orbiter. Un favori peut être librement modifié et rappelé à tout moment par l'utilisateur. Ils sont stockés de façon permanente, même après un cycle allumage/extinction.

Les favoris sont effacés par un retour aux réglages d'usine.

Pour enregistrer un favori, appuyez sur Mode pendant 2 secondes lorsque le panneau de contrôle est en mode réglage de couleur puis choisissez la place du nouveau favori dans la liste.

Chaque réglage favori est mémorisé dans la base de données interne et comprend les informations ci-dessous :

### **Réglages**

- Mode Tungsten
- Mode haute vitesse
- Effets incluant tous les paramètres
- Espace de couleur calibré
- Etalonnage du point blanc RGBACL par l'utilisateur

### **Données d'éclairage**

- Mode couleur
- Gradateur
- CCT
- GN
- Teinte
- Saturation
- Données du mode GEL
- Données du mode Source Matching
- Valeurs du mode RGBACL
- Valeurs du mode ECC

### **Numéro du favori**

#### **Date de création**

Les favoris sont affichés dans l'ordre des dates de création.

Au chargement d'un favori, ce dernier écrase tous les réglages en cours avec ses propres réglages. Dès qu'un paramètre est modifié, le favori est désactivé. Pour conserver les modifications effectuées, enregistrez le favori à nouveau.

## Réglage de l'intensité, quel que soit le mode opératoire

L'encodeur règle l'intensité dans tous les modes, c'est l'accès par défaut. La valeur actuelle est indiquée en gros caractères lors de la modification. La roue codeuse réagit de façon dynamique : une rotation rapide génère des grands changements, une rotation lente génère des petites modifications plus précises. Les boutons de réglage rapide permettent de modifier la valeur de l'intensité par incréments pré-définis (+/- 1%, +/- 10%) ou de fixer des valeurs absolues (0%, 25%, 50%, 75%, 100%). „Done" quitte le menu de réglage d'intensité.



# Menu de contrôle et configuration

La section ci-dessous donne des informations détaillées sur le paramétrage général de l'appareil et de la lumière produite.

## Section Light Control

### Mode Host/Client

Lorsque le mode Host/Client (maître/esclave) est activé, l'appareil en mode Client suit les réglages de l'appareil en mode Host. Pour ce mode, les appareils doivent être interconnectés par une ligne DMX.

Ce mode est inactif par défaut.

#### **Mise en oeuvre du mode Host/Client**

1. Accédez à la configuration en appuyant sur MENU.
2. Choisissez la section "Light Control" avec la roue codeuse. Validez en appuyant sur la roue.
3. Le mode Host/Client est le premier de la liste "Light Control". Activez-le en appuyant sur la roue codeuse.
4. Choisissez le mode avec une touche de raccourci ou avec la roue codeuse (rotation/appui).
5. Le menu se ferme automatiquement après quelques secondes.

### Rubrique Operational Mode

Operational Mode permet de configurer le mode opérationnel de l'Orbiter : rendu de couleur haute précision (High Color Rendering, mode par défaut), forte luminosité (High Output), ou fonctionnement silencieux pour les environnements à faible pollution sonore (Low Noise).

#### **Choix du mode opérationnel**

1. Accédez à la configuration en appuyant sur MENU.
2. Choisissez la section "Light Control" avec la roue codeuse. Validez en appuyant sur la roue.
3. Naviguez jusqu'à „Operational Mode“ avec l'encodeur. Activez-le en appuyant sur la roue codeuse.
4. Choisissez le mode opérationnel avec une touche de raccourci ou avec la roue codeuse (rotation/appui).
5. Le menu se ferme automatiquement après quelques secondes.

### Rubrique Dimming Curve

L'Orbiter propose 4 courbes de gradation. Ce réglage est global et affecte la gestion de l'intensité depuis le panneau de contrôle ou par les connexions DMX, WDMX, Art-Net et sACN.

- **Linear** : L'intensité change proportionnellement à la valeur de l'encodeur ou du canal.
- **Exponential** : Valeur par défaut - la précision du réglage est meilleure à bas niveaux et plus faible à forts niveaux. Utilisez ce mode pour une meilleure précision à bas niveaux d'éclairage.
- **Logarithmic** : La précision du réglage est plus faible à bas niveaux et meilleure à forts niveaux. Utilisez ce mode pour une meilleure précision à forts niveaux d'éclairage.
- **„S“ curve** : La précision du réglage est meilleure à bas niveaux et à forts niveaux et faible dans les niveaux moyens. Utilisez ce mode pour une meilleure précision dans les valeurs extrêmes.

#### **Choix de la courbe de gradation**

1. Accédez à la configuration en appuyant sur MENU.
2. Choisissez la section "Light Control" avec la roue codeuse. Validez en appuyant sur la roue.
3. Naviguez jusqu'à „Dimming Curve“ avec l'encodeur. Activez-le en appuyant sur la roue codeuse.
4. Choisissez le mode opérationnel avec une touche de raccourci ou avec la roue codeuse (rotation/appui).
5. Le menu se ferme automatiquement après quelques secondes.

#### NOTE

La dynamique d'un effet d'intensité est très basse lorsque l'intensité évolue dans la zone plate de la courbe de gradation. Pour un effet plus dynamique, changez d'effet ou changez de courbe de gradation.

## Mode Tungsten

Le mode Tungsten imite la courbe de gradation et la dynamique d'allumage/extinction d'une lampe traditionnelle au tungstène. La température de couleur dérive vers le chaud quand la lampe est graduée et lorsque la lampe est éteinte, elle conserve une faible rémanence chaude. Ce mode est parfait pour associer l'Orbiter à des sources au tungstène ou pour reproduire un effet familier. Ce mode est désactivé par défaut.

### **Mise en œuvre du mode Tungstène**

1. Accédez à la configuration en appuyant sur MENU.
2. Choisissez la section "Light Control" avec la roue codeuse. Validez en appuyant sur la roue.
3. Naviguez jusqu'à „Tungsten Mode“ avec l'encodeur. Activez-le en appuyant sur la roue codeuse.
4. Choisissez le mode opérationnel avec une touche de raccourci ou avec la roue codeuse (rotation/appui).
5. Le menu se ferme automatiquement après quelques secondes.

## Mode High Speed

Le mode High Speed génère une lumière anti scintillement pour les prises de vue à haute vitesse. Le mode Speed Mode a été testé jusqu'à 25 000 ips et 2° d'angle de shutter sans scintillement ni roll bars. Ce mode est désactivé par défaut.

### NOTE

En mode High Speed, les effets sont désactivés. Si vous essayez d'activer un effet dans ce mode, le message d'alerte „Not Possible: High Speed Active“ est affiché. Si un effet est actif lorsque vous activez le mode High Speed, le message „Not Possible: Effect Active“ est affiché. Désactivez l'effet ou le mode High Speed pour changer de mode.

### **Mise en œuvre du mode High Speed**

1. Accédez à la configuration en appuyant sur MENU.
2. Choisissez la section "Light Control" avec la roue codeuse. Validez en appuyant sur la roue.
3. Naviguez jusqu'à „High Speed Mode“ avec l'encodeur. Activez-le en appuyant sur la roue codeuse.
4. Activez ou désactivez le mode avec une touche de raccourci ou avec la roue codeuse (rotation/appui).
5. Le menu se ferme automatiquement après quelques secondes.

## Mode Color Sensor

Le mode Color Sensor force l'Orbiter à prendre la température de couleur la lumière ambiante actuelle (Momentary) ou à suivre la température de couleur en permanence (Continuous, réglage par défaut).

### **Mise en œuvre du mode Color Sensor**

1. Accédez à la configuration en appuyant sur MENU.
2. Choisissez la section "Light Control" avec la roue codeuse. Validez en appuyant sur la roue.
3. Naviguez jusqu'à „Color Sensor Mode“ avec l'encodeur. Activez-le en appuyant sur la roue codeuse.
4. Choisissez le mode de capture avec une touche de raccourci ou avec la roue codeuse (rotation/appui).
5. Le menu se ferme automatiquement après quelques secondes.

## Rubrique Color Sensor Calibration

Le capteur de couleur peut être étalonné selon plusieurs sources pour affiner le réglage de température de couleur ambiante. Par défaut, l'étalonnage est réglé sur "Tungsten".

### **Étalonnage du capteur de couleur**

1. Accédez à la configuration en appuyant sur MENU.
2. Choisissez la section "Light Control" avec la roue codeuse. Validez en appuyant sur la roue.
3. Naviguez jusqu'à „Color Sensor Calibration“ avec l'encodeur. Activez-le en appuyant sur la roue codeuse.
4. Choisissez le type de source avec une touche de raccourci ou avec la roue codeuse (rotation/appui).
5. Le menu se ferme automatiquement après quelques secondes.

## Mode Calibrated RGBACL Color Space

En mode RGBACL, l'Orbiter n'utilise pas l'espace de couleur étalonné : les couleurs sont générées pour une luminosité optimale selon les tolérances spécifiées. Vous pouvez activer l'étalonnage de l'espace de couleur selon Kodak Pro Photo Color Gamut/ESTA standard E1.54 pour forcer l'Orbiter à générer des couleurs calibrées. L'espace de couleurs calibrées est un réglage global et actif quel que soit le mode de télécommande : DMX ou panneau de contrôle.

### ***Mise en œuvre de l'espace de couleur calibrées***

1. Accédez à la configuration en appuyant sur MENU.
2. Choisissez la section "Light Control" avec la roue codeuse. Validez en appuyant sur la roue.
3. Naviguez jusqu'à „RGBACL Calibrated Mode“ avec l'encodeur. Activez-le en appuyant sur la roue codeuse.
4. Activez ou désactivez le mode avec une touche de raccourci ou avec la roue codeuse (rotation/appui).
5. Le menu se ferme automatiquement après quelques secondes.

## Section DMX

L'Orbiter peut être piloté à distance par DMX ou Art-Net. Lorsque plusieurs signaux de télécommande parviennent à l'Orbiter, ils sont traités avec les priorités ci-dessous :

Protocole de commande	Priorité
<b>DMX</b>	Les commandes DMX sont prioritaires sur les protocoles sACN et Art-Net.
<b>sACN</b>	Les commandes sACN sont prioritaires sur l'Art-Net mais pas sur le DMX.
<b>Art-Net</b>	Les commandes Art-Net ne sont pas prioritaires.

### Adresse

Pour contrôler l'Orbiter en DMX, vous devez lui assigner une adresse.

#### Réglage de l'adresse DMX

1. Accédez à la configuration en appuyant sur MENU.
2. Choisissez la section „DMX“ avec la roue codeuse. Validez en appuyant sur la roue.
3. Naviguez jusqu'à „Address“ avec l'encodeur. Activez-le en appuyant sur la roue codeuse.
4. Réglez l'adresse avec une touche de raccourci ou avec la roue codeuse (rotation/appui).
5. Le menu se ferme automatiquement après quelques secondes.

### Mode

#### NOTE

L'Orbiter propose différents modes DMX. Vous trouverez le détail de tous ces modes dans le document „Orbiter DMX Modes Specification“ téléchargeable gratuitement sur le site web de ARRI : [www.arri.com](http://www.arri.com).

#### Réglage du mode DMX

1. Accédez à la configuration en appuyant sur MENU.
2. Choisissez la section „DMX“ avec la roue codeuse. Validez en appuyant sur la roue.
3. Naviguez jusqu'à „Mode“ avec l'encodeur. Activez-le en appuyant sur la roue codeuse.
4. Choisissez le mode souhaité avec une touche de raccourci ou avec la roue codeuse (rotation/appui).
5. Le menu se ferme automatiquement après quelques secondes.

### Comportement sur perte de signal (Loss Behavior)

Vous pouvez décider du comportement de l'appareil en cas de perte de signal. Le tableau ci-dessous donne les différentes options :

Option	Description
<b>Hold Last Command (par défaut)</b>	Les dernières commandes DMX valides reçues sont maintenues jusqu'à extinction de l'appareil ou retour du signal DMX.
<b>Black Out</b>	L'appareil coupe son faisceau immédiatement.
<b>Hold 2 Min. Fade Out</b>	Les dernières commandes DMX reçues sont maintenues pendant 2 minutes. Après 2 minutes sans signal, l'appareil s'éteint. Si un signal est reçu avant la limite des 2 minutes, le fonctionnement est rétabli.

#### Réglage du comportement sur perte de signal

1. Accédez à la configuration en appuyant sur MENU.
2. Choisissez la section „DMX“ avec la roue codeuse. Validez en appuyant sur la roue.
3. Naviguez jusqu'à „Loss Behavior“ avec l'encodeur. Activez-le en appuyant sur la roue codeuse.
4. Choisissez le mode avec une touche de raccourci ou avec la roue codeuse (rotation/appui).
5. Le menu se ferme automatiquement après quelques secondes.

## Spécification du mode DMX

L'Orbiter propose différents modes DMX. Lorsqu'un mode est modifié ou ajouté, une nouvelle spécification des modes DMX est publiée. Pour garantir la compatibilité avec les installations existantes, vous pouvez changer la version active du protocole DMX.

### **Choix de spécification du mode DMX**

1. Accédez à la configuration en appuyant sur MENU.
2. Choisissez la section „DMX“ avec la roue codeuse. Validez en appuyant sur la roue.
3. Naviguez jusqu'à „Mode Specification“ avec l'encodeur. Activez-le en appuyant sur la roue codeuse.
4. Choisissez la version du protocole avec une touche de raccourci ou avec la roue codeuse (rotation/appui).
5. Le menu se ferme automatiquement après quelques secondes.

## Limitation du nombre de canaux (Reduce Channels)

L'Orbiter utilise de nombreux canaux DMX pour garantir un contrôle optimal de l'appareil et donner accès à toutes les fonctions de la meilleure manière possible. Si certaines fonctions ne sont pas nécessaires (ex : contrôle de couleurs étendu) pour votre application ou si votre contrôleur ne fournit pas assez de canaux, vous pouvez désactiver ces fonctions et réduire le nombre de canaux nécessaire avec la fonction "Reduce Channels". Les commandes désactivées sont toujours accessibles par le panneau de contrôle. La limitation est désactivée par défaut.

### **Pour réduire les canaux actifs**

1. Accédez à la configuration en appuyant sur MENU.
2. Choisissez la section „DMX“ avec la roue codeuse. Validez en appuyant sur la roue.
3. Naviguez jusqu'à „Reduce Channels“ avec l'encodeur. Activez-le en appuyant sur la roue codeuse.
4. Configurez les canaux avec une touche de raccourci ou avec la roue codeuse (rotation/appui).
5. Le menu se ferme automatiquement après quelques secondes.

## DMX sans fil (CRMX)

L'Orbiter est équipé d'un récepteur DMX compatible LumenRadio CRMX et d'une antenne 2,4 GHz 2 dBi.

Si du trafic est reçu sur une interface filaire (DMX-512A, ArtNet ou sACN) et que l'interface radio est active (réglage par défaut), l'Orbiter peut être associé à un transmetteur DMX sans fil par une requête RDM. Une fois associé correctement, l'Orbiter traite les commandes de la ligne DMX sans fil et répond aux requêtes RDM uniquement sur cette ligne.

La LED d'état sur le panneau de connecteur alterne lentement bleu et vert dès que la ligne CRMX est active et que des données CRMX sont reçues et traitées par l'Orbiter.

Si le protocole CRMX est désactivé, aucune liaison DMX ou RDM sans fil n'est possible.

## Appariement de la ligne CRMX

Le menu CRMX Link apparie (ou dissocie) l'appareil à un transmetteur CRMX. L'interface sans fil (CRMX) doit être active pour utiliser cette fonction (CRMX State On).

### **Apparier un Orbiter avec un transmetteur DMX sans fil**

1. Accédez à la configuration en appuyant sur MENU.
2. Choisissez la section „DMX“ avec la roue codeuse. Validez en appuyant sur la roue.
3. Naviguez jusqu'à „CRMX State“ avec l'encodeur. Activez-le en appuyant sur la roue codeuse.
4. Activez l'interface avec une touche de raccourci ou avec la roue codeuse (rotation/appui).
5. Le menu se ferme automatiquement après quelques secondes..

### **Dissocier un Orbiter d'un transmetteur DMX sans fil**

1. Accédez à la configuration en appuyant sur MENU.
2. Choisissez la section „DMX“ avec la roue codeuse. Validez en appuyant sur la roue.
3. Naviguez jusqu'à „CRMX State“ avec l'encodeur. Activez-le en appuyant sur la roue codeuse.
4. Désactivez l'interface avec une touche de raccourci ou avec la roue codeuse (rotation/appui).
5. Le menu se ferme automatiquement après quelques secondes.

**NOTE**

Dès que du trafic DMX ou RDM est détecté sur les autres interfaces, les données DMX ou RDM sans fil sont ignorées et l'Orbiter traite les interfaces filaires DMX/RDM.

**Rubrique Transition Type**

Lors du transfert de lumière blanche à lumière colorée (et vice-versa) ou lors de la transition entre deux couleurs, vous pouvez spécifier une type de transfert. Le tableau ci-dessous donne les modes de transfert disponibles.

**Pour régler le type de transfert**

1. Accédez à la configuration en appuyant sur MENU.
2. Choisissez la section „DMX“ avec la roue codeuse. Validez en appuyant sur la roue.
3. Naviguez jusqu'à „Transition Type“ avec l'encodeur. Activez-le en appuyant sur la roue codeuse.
4. Choisissez le type de transfert avec une touche de raccourci ou avec la roue codeuse (rotation/appui).
5. Le menu se ferme automatiquement après quelques secondes.

Type de transferts	Description
<b>Direct (réglage par défaut)</b>	Effectue le transfert le plus court entre les deux états.
<b>Through Black</b>	Passe de la couleur 1 au noir puis à la couleur 2.
<b>Through White</b>	Passe de la couleur 1 au blanc puis à la couleur 2.
<b>Over White Point</b>	Passe de la couleur 1 à la couleur 2 en contournant le point blanc CIE par les valeurs supérieures.
<b>Under White Point</b>	Passe de la couleur 1 à la couleur 2 en contournant le point blanc CIE par les valeurs inférieures.

**Terminaison de ligne DMX**

Une ligne DMX doit être terminée par une résistance pour éviter des réflexions parasites du signal sur une extrémité ouverte. L'Orbiter peut terminer la ligne DMX par une résistance interne pour éviter d'installer un bouchon externe. Ce réglage est désactivé par défaut.

**NOTE**

Une ligne DMX ne doit être bouchonnée physiquement qu'à son extrémité, après le dernier appareil de la ligne. Pour éviter toute perte de données, n'utilisez la terminaison de ligne que si l'Orbiter est physiquement le dernier appareil connecté. En mode Host/Client, la ligne DMX devrait être bouchonnée aux deux extrémités.

**Activation et suppression du bouchon de terminaison interne**

1. Accédez à la configuration en appuyant sur MENU.
2. Choisissez la section „DMX“ avec la roue codeuse. Validez en appuyant sur la roue.
3. Naviguez jusqu'à „Termination“ avec l'encodeur. Activez-le en appuyant sur la roue codeuse.
4. Activez ou supprimez le bouchon interne avec une touche de raccourci ou avec la roue codeuse (rotation/appui).
5. Le menu se ferme automatiquement après quelques secondes.

**Activer ou stopper le protocole RDM (RDM State)**

Les fonctionnalités RDM de l'Orbiter peuvent être activées ou supprimées. Elles sont actives par défaut.

**NOTE**

Lors du contrôle de l'Orbiter avec l'application ARRI Stellar, le protocole RDM doit être activé pour permettre les communications entre l'application et l'appareil.

**Activation et suppression des fonctionnalités RDM**

1. Accédez à la configuration en appuyant sur MENU.
2. Choisissez la section „DMX“ avec la roue codeuse. Validez en appuyant sur la roue.
3. Naviguez jusqu'à „RDM State“ avec l'encodeur. Activez-le en appuyant sur la roue codeuse.
4. Choisissez l'option avec une touche de raccourci ou avec la roue codeuse (rotation/appui).
5. Le menu se ferme automatiquement après quelques secondes.

**Passerelle DMX/RDM**

Lorsque la passerelle DMX/RDM est active, l'Orbiter met à disposition les 512 canaux de l'univers pour lequel il est configuré sur ses connecteurs XLR 5. Cette fonction est activée par défaut.

**Activation et suppression de la passerelle DMX/RDM**

1. Accédez à la configuration en appuyant sur MENU.
2. Choisissez la section „DMX“ avec la roue codeuse. Validez en appuyant sur la roue.
3. Naviguez jusqu'à „DMX/RDM Gateway“ avec l'encodeur. Activez-le en appuyant sur la roue codeuse.
4. Choisissez l'option avec une touche de raccourci ou avec la roue codeuse (rotation/appui).
5. Le menu se ferme automatiquement après quelques secondes.

**Filtre d'intégrité du signal (Valid Filter)**

Par défaut, l'Orbiter contrôle l'intégrité des données. Si certains paramètres du signal changent (ex : nombre de canaux reçus), l'appareil affiche un message d'avertissement et revérifie l'intégrité du train de données avant de valider son intégrité. Si la longueur de la trame change souvent, le comportement de l'appareil peut s'avérer erratique. Toutefois, cette fonction peut être désactivée pour forcer l'Orbiter à accepter toutes les données sans plus de vérification.

**Activation et suppression du filtre d'intégrité du signal**

1. Accédez à la configuration en appuyant sur MENU.
2. Choisissez la section „DMX“ avec la roue codeuse. Validez en appuyant sur la roue.
3. Naviguez jusqu'à „Valid Filter“ avec l'encodeur. Activez-le en appuyant sur la roue codeuse.
4. Choisissez l'option avec une touche de raccourci ou avec la roue codeuse (rotation/appui).
5. Le menu se ferme automatiquement après quelques secondes.

## Section Network Settings

La section „Network Settings“ permet le réglage de différents paramètres pour l'usage de l'Orbiter sur un réseau.

### Connection

Indique si l'Orbiter est connecté à un réseau.

### IP-Address

Si l'Orbiter est connecté à un réseau, son adresse IP est affichée ici.

### Network Mode

Choix du mode d'attribution de l'adresse IP. En mode DHCP, l'adresse IP, le masque de sous-réseau, l'adresse de la passerelle et les adresses DNS 1 et 2 sont assignées automatiquement à l'Orbiter par le réseau. Préférez ce mode si possible.

Les modes "Art-Net 2.x.x.x" et "Art-Net 10.x.x.x" permettent de préconfigurer rapidement l'Orbiter sur un réseau Art-Net. Le mode "Manual" permet de fixer manuellement les paramètres.

### Subnet Mask

Montre le masque de sous réseau de l'interface réseau.

### Gateway Address

Montre l'adresse de la passerelle de réseau.

### DNS1 / DNS2

Adresse des serveurs DNS.

### Timeserver

Adresse du serveur de temps de l'appareil.

### Logserver

Adresse du serveur d'historiques.

### Bonjour State

L'Orbiter peut être localisé sur le réseau avec l'application "Bonjour". Vous pouvez activer ou arrêter cette fonction avec le menu "Bonjour State", mais aussi par RDM ou avec le portail Web.

Si Bonjour est désactivée, l'appareil n'est plus détectable automatiquement par l'application ARRI Lighting Service Manager (ALSM).

#### **Activation et suppression des fonctionnalités Bonjour**

1. Accédez à la configuration en appuyant sur MENU.
2. Choisissez la section „Network Settings“ avec la roue codeuse. Validez en appuyant sur la roue.
3. Naviguez jusqu'à „Bonjour State“ avec l'encodeur. Activez-le en appuyant sur la roue codeuse.
4. Choisissez l'option avec une touche de raccourci ou avec la roue codeuse (rotation/appui).
5. Le menu se ferme automatiquement après quelques secondes.

### MAC Address

Montre l'adresse MAC de la carte réseau de l'appareil.



## Art-Net & sACN

L'Orbiter est compatible avec Art-Net 4.0. Art-Net est un protocole réseau pour contrôler les appareils d'éclairage. L'Orbiter est également compatible avec le protocole sACN (ANSI E1.31). Il se positionne uniquement comme récepteur.

Vous trouverez ci-après une brève explication des bases d'Art-Net. Pour plus d'information sur ce protocole, consultez le site des développeurs : [www.artisticlicence.com](http://www.artisticlicence.com).

L'Orbiter est capable d'adresser jusqu'à 10 univers Art-Net avec un émetteur et 3 univers avec 2 émetteurs.

Règles de base :

- 4 univers au maximum de commandes Art-Net Art-DMX à moins que vous n'ayez pas d'autre choix.
- Tous les univers du protocole sACN.

Vous trouverez plus d'information sur sACN dans la norme ANSI E1.31. Respectez toutes les consignes données pour obtenir un réseau fonctionnel.

Les menus „Network Settings“ et „Art-Net & sACN“ donnent accès à tous les paramètres nécessaires pour l'utilisation des protocoles Art-Net et sACN.

### Art-Net/sACN State

Configure le comportement de l'appareil lors de la réception d'un signal réseau. L'appareil peut détecter automatiquement le protocole (Automatic) ou n'accepter qu'un seul protocole (Art-Net Only ou sACN Only) ou ne répondre à aucun des deux (Off).

#### **Choix du protocole réseau accepté**

1. Accédez à la configuration en appuyant sur MENU.
2. Choisissez la section „Art-Net & sACN“ avec la roue codeuse. Validez en appuyant sur la roue.
3. Naviguez jusqu'à „Art-Net & sACN State“ avec l'encodeur. Activez-le en appuyant sur la roue codeuse.
4. Choisissez l'option avec une touche de raccourci ou avec la roue codeuse (rotation/appui).
5. Le menu se ferme automatiquement après quelques secondes.

### Art-Net Universe

Choix de l'univers Art-Net lu.

### Art-Net Sub Uni

Montre le sous univers utilisé par Art-Net.

### Merge Mode

Le protocole Art-Net peut être reçu de plusieurs émetteurs ou nœuds émettant des commandes Art DMX pour le même univers. Le mode de combinaison Merge Mode est limité à 2 sources de données, les autres sont ignorées. Par défaut, la combinaison est calculée sur une base HTP (Highest Takes Precedence, le plus fort prend la main).

### sACN Universe

Choix de l'univers lu pour le protocole sACN.

## Fonctions du port USB

L'Orbiter est équipé des 2 ports USB A (charge max 1500 mA et 500 mA) et un port USB C. Les ports USB A acceptent des clés USB 1.0/2.0 formatées en FAT32 ou des cartes SD/SDHC.

Le port USB C peut être utilisé pour les opérations de maintenance.

### Listes de favoris, réglages et historiques

Les listes de favoris, les réglages et les historiques d'incidents peuvent être sauvegardés sur un support USB. Les listes de favoris et les réglages peuvent être ainsi transférés d'un appareil à l'autre. Les ports USB permettent également la mise à jour du logiciel interne.

#### **Sauvegarde et récupération des listes de favoris, des réglages ou des historiques**

1. Connectez un support USB à un port USB A ou insérez une carte SD dans le port SD de l'Orbiter.
2. Accédez à la configuration en appuyant sur MENU.
3. Choisissez la section „Flash Drive Functions“ avec la roue codeuse. Validez en appuyant sur la roue.
4. Choisissez l'option avec une touche de raccourci ou avec la roue codeuse (rotation/appui).
5. Le menu se ferme automatiquement après quelques secondes.

#### **Mise à jour du logiciel interne**

1. Copiez le fichier de mise à jour de l'Orbiter à la racine d'une clé USB.
2. Accédez à la configuration en appuyant sur MENU.
3. Choisissez la section „Flash Drive Functions“ avec la roue codeuse. Validez en appuyant sur la roue.
4. Choisissez l'option „Update Firmware“ avec la roue codeuse (rotation/appui).
5. Attendez la fin de l'opération et le redémarrage de l'Orbiter.
6. Retirez la clé USB du port.

### Mise à jour du logiciel du panneau de contrôle

Le logiciel du panneau de contrôle se met à jour automatiquement à la connexion sur l'Orbiter si leurs versions sont différentes.

#### NOTE

Déconnectez tous les câbles DMX avant d'insérer une clé USB ou une carte SD. Le transfert de données entre l'appareil et le médium de stockage peut être perturbé par des interférences.

Ne retirez pas le médium USB ou la carte SD pendant le transfert des données. Le système de fichiers pourrait être endommagé et une mise à jour de récupération pourrait être nécessaire pour retrouver un état fonctionnel.

## Rubrique Display Setup

Vous pouvez configurer le rétroéclairage, le contraste, le comportement du rétroéclairage et l'orientation de l'afficheur.

### Auto Adjust

Cette fonction (active par défaut) adapte automatiquement le rétroéclairage à l'éclairage ambiant. Si elle est désactivée, vous devrez utiliser la rubrique "Display Brightness" pour ajuster le rétroéclairage.

#### **Activation et suppression des fonctionnalités Auto Adjust**

1. Accédez à la configuration en appuyant sur MENU.
2. Choisissez la section „Display Setup“ avec la roue codeuse. Validez en appuyant sur la roue.
3. Naviguez jusqu'à „Auto Adjust“ avec l'encodeur. Activez-le en appuyant sur la roue codeuse.
4. Choisissez l'option avec une touche de raccourci ou avec la roue codeuse (rotation/appui).
5. Le menu se ferme automatiquement après quelques secondes.

### Rétro éclairage (Display Backlight)

Avec le réglage par défaut "Always On", le rétroéclairage de l'afficheur est allumé en permanence. L'option "10 sec off" éteint l'afficheur 10 secondes après la dernière utilisation.

#### **Réglage du rétro-eclairage**

1. Accédez à la configuration en appuyant sur MENU.
2. Choisissez la section „Display Setup“ avec la roue codeuse. Validez en appuyant sur la roue.
3. Naviguez jusqu'à „Display Backlight“ avec l'encodeur. Activez-le en appuyant sur la roue codeuse.
4. Choisissez l'option avec une touche de raccourci ou avec la roue codeuse (rotation/appui).
5. Le menu se ferme automatiquement après quelques secondes.

### Luminosité de l'afficheur (Display Brightness)

Cette section permet le réglage de luminosité de l'afficheur de 0% (sombre) à 100% (très lumineux, réglage par défaut).

#### **Réglage de la luminosité**

1. Accédez à la configuration en appuyant sur MENU.
2. Choisissez la section „Display Setup“ avec la roue codeuse. Validez en appuyant sur la roue.
3. Naviguez jusqu'à „Display Brightness“ avec l'encodeur. Activez-le en appuyant sur la roue codeuse.
4. Choisissez l'option avec une touche de raccourci ou avec la roue codeuse (rotation/appui).
5. Le menu se ferme automatiquement après quelques secondes.

### Mode nuit (Screen Mode)

Cette fonction permet de choisir le mode d'affichage : texte blanc sur fond sombre (sombre par défaut), texte noir sur fond clair, ou sélection automatique selon la luminosité ambiante.

#### **Choix du mode d'affichage**

1. Accédez à la configuration en appuyant sur MENU.
2. Choisissez la section „Display Setup“ avec la roue codeuse. Validez en appuyant sur la roue.
3. Naviguez jusqu'à „Screen mode“ avec l'encodeur. Activez-le en appuyant sur la roue codeuse.
4. Choisissez l'option avec une touche de raccourci ou avec la roue codeuse (rotation/appui).
5. Le menu se ferme automatiquement après quelques secondes.

## Orientation

Cette fonction paramètre le sens de lecture de l'afficheur : „Automatic" (orientation automatique selon la position du panneau de contrôle, réglage par défaut), „Normal" (afficheur lu avec l'encodeur en haut à droite) ou „Upside Down" (rotation de 180° par rapport au mode Normal).

### **Choix du mode d'affichage**

1. Accédez à la configuration en appuyant sur MENU.
2. Choisissez la section „Display Setup" avec la roue codeuse. Validez en appuyant sur la roue.
3. Naviguez jusqu'à „Display Orientation mode". Activez-le en appuyant sur la roue codeuse.
4. Choisissez l'option avec une touche de raccourci ou avec la roue codeuse (rotation/appui).
5. Le menu se ferme automatiquement après quelques secondes.

## Contrôles agrandis (Zoomed-In View)

Cette fonction, activée par défaut, force l'affichage agrandi de certaines fonctions. Par exemple, lors du réglage d'intensité, le réglage est affiché en grand sur un écran dédié. Dans le cas contraire, il n'y a pas d'écran spécifique.

### **Choix du mode d'affichage**

1. Accédez à la configuration en appuyant sur MENU.
2. Choisissez la section „Display Setup" avec la roue codeuse. Validez en appuyant sur la roue.
3. Naviguez jusqu'à „Zoomed-in View" avec l'encodeur. Activez-le en appuyant sur la roue codeuse.
4. Choisissez l'option avec une touche de raccourci ou avec la roue codeuse (rotation/appui).
5. Le menu se ferme automatiquement après quelques secondes.

## Lecture des informations système

1. Accédez à la configuration en appuyant sur MENU.
2. Choisissez la section „Fixture Info“ avec la roue codeuse. Validez en appuyant sur la roue.
3. L'Orbiter donne plusieurs informations :
  - Status : Etat de l'appareil
  - Data : Indique si des données sont reçues et leur détail
  - Power : Tension d'alimentation, tension du pack d'accumulateurs
  - Errors : Liste d'erreurs, le cas échéant
  - Light Engine Temperature : Température du moteur LEDs
  - Fixture Orientation : Orientation de l'appareil
  - Light Engine Hours : Compteur horaire d'utilisation du moteur LEDs
  - System Hours : Compteur horaire d'utilisation de l'appareil
  - Fixture Firmware Version : Version logicielle de l'appareil
  - Fixture Serial Number : Numéro de série de l'appareil
  - Control Panel Serial Number : Numéro de série du panneau de contrôle
  - Optics : Optique détectée par la platine Quick Lighting Mount
4. Appuyez sur MENU pour fermer cette rubrique.

## Langue de l'interface

1. Accédez à la configuration en appuyant sur MENU.
2. Choisissez la section „Fixture Settings“ avec la roue codeuse. Validez en appuyant sur la roue.
3. Choisissez la langue désirée avec la roue (rotation/appui).
4. Appuyez sur MENU pour fermer cette rubrique.

## Retour aux réglages d'usine

1. Accédez à la configuration en appuyant sur MENU.
2. Choisissez la section „Factory Reset“ avec la roue codeuse. Validez en appuyant sur la roue.
3. Confirmez la remise à zéro usine avec „Reset“ ou annulez avec „Cancel“.
4. L'Orbiter redémarre après avoir remis tous ses paramètres à la configuration d'usine.

# Outils logiciels et micrologiciel

## ARRI Lighting Service Manager (ALSM)

Vous trouverez toutes les informations nécessaires concernant l'utilisation et les fonctionnalités de l'application ARRI Lighting Service Manager dans le manuel dédié à ARRI Lighting Service Manager, téléchargeable gratuitement sur le site web de ARRI : [www.arri.com/lighting/alsm](http://www.arri.com/lighting/alsm).

## Micrologiciel

Vous trouverez la dernière mise à jour du micrologiciel dans la section Téléchargement du site web consacré à LiOS sur [www.arri.com](http://www.arri.com) (téléchargeable gratuitement).

### NOTE

Consultez régulièrement le site web consacré à l'Orbiter pour vérifier la mise à disposition de nouvelles versions. Pour de meilleures performances, nous vous recommandons d'utiliser la dernière version publiée.

## Portail Web de l'Orbiter

L'Orbiter fournit une page Web accessible par un navigateur (http) lorsqu'il est connecté à un réseau IP filaire. Utilisez l'adresse IP de l'Orbiter comme adresse dans votre navigateur pour accéder aux paramètres listés ci-dessous. La page Web peut également être localisée avec le service Bonjour et accessible sans connaître l'adresse IP de l'appareil.

### NOTE

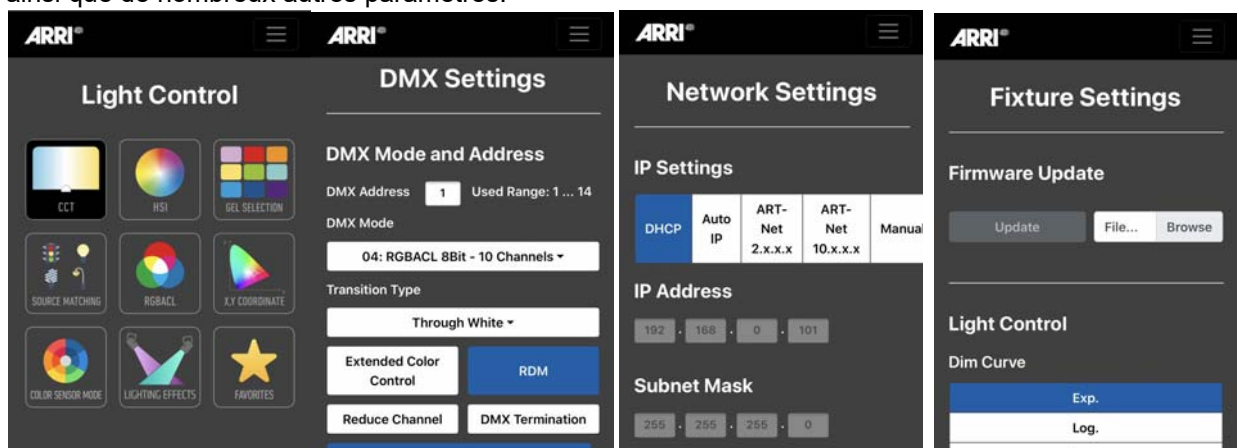
Utilisez toujours la dernière version disponible de votre navigateur Web. Les versions antérieures peuvent ne pas être compatibles avec l'Orbiter.

Évitez les accès au portail Web pendant un shooting ou un spectacle : les échanges de données peuvent ralentir l'exécution des commandes ou des calculs internes et générer des effets indésirables.

Le portail Web fournit l'accès aux paramètres ci-dessous :

- Choix du mode opératoire
- Lecture et modification des paramètres DMX
- Lecture et modification des paramètres réseau
- Lecture et modification des paramètres de l'appareil

ainsi que de nombreux autres paramètres.



# Structure des menus de contrôle

Vous trouverez ci-dessous le détail des menus du panneau de contrôle et les explications relatives. Le manuel du panneau de contrôle est disponible gratuitement en téléchargement sur le site web de ARRI : [www.arri.com](http://www.arri.com).

Menu principal	Sous-menu
MODE	<b>CCT</b> Réglage de l'intensité, de la température de couleur et du point vert/magenta.
	<b>HSI</b> Réglage de l'intensité, de la teinte et de la saturation.
	<b>X,Y Coordonates</b> Réglage de l'intensité de la couleur par coordonnées x,y.
	<b>RGBACL</b> Réglage de l'intensité et de la couleur par les composantes RGBACL.
	<b>Gel Selection</b> Réglage de l'intensité et de la couleur par la bibliothèque de nuanciers.
	<b>Source Matching</b> Réglage de l'intensité et choix d'une source émulée.
	<b>Effect</b> Choix d'un effet lumineux.
	<b>Color Sensor</b> Réglage de l'intensité et du comportement du capteur de couleur.
	<b>Favorites</b> Rappel d'un réglage favori.
MENU	<b>Light Control</b> Paramétrages de la source et de la lumière émise.
	<b>DMX</b> Paramétrage de l'interface DMX.
	<b>Network Settings</b> Paramétrage de l'interface réseau.
	<b>Art-Net &amp; sACN</b> Paramétrage des protocoles de commande réseau.
	<b>Flash Drive Functions</b> Accès aux supports de stockage USB et SD.
	<b>Display Setup</b> Paramétrage de l'afficheur.
	<b>Fixture Info</b> Affichage des informations système.
	<b>Fixture Settings</b> Affichage des réglages de l'appareil
	<b>Factory Reset</b> Retour aux paramètres d'usine.
USER	<b>Touches utilisateur 1 - 10</b>

# Commandes RDM

L'implémentation des paramètres et commandes RDM est disponible en téléchargement gratuit sur le site web de ARRI : [www.arri.com](http://www.arri.com).



# Messages d'alerte et d'erreur

Les tableaux ci-dessous donnent le détail des messages d'alerte et d'erreur de l'Orbiter. Les erreurs sont divisées en catégories, selon le type de solution à apporter :

Catégorie	Description et solution
<b>Auto</b>	Solvable par l'utilisateur. Le message disparaît lorsque le défaut a disparu.
<b>Reboot</b>	Solvable par un redémarrage de l'appareil.
<b>User</b>	L'utilisateur doit solutionner le problème par un changement d'intensité ou de paramètre.
<b>Service</b>	L'utilisateur doit contacter un service technique agréé ARRI.

Tous les messages sont archivés dans un historique d'incidents. Certains défauts sont indiqués par la **LED d'état** plutôt que par message .

Comportement	Description
<b>Log</b>	Avertissement et erreurs inscrits dans l'historique.
<b>CP/LED</b>	Avertissement et erreurs affichés sur le panneau de contrôle et la LED d'état.
<b>Light Output</b>	La sortie de l'appareil est active après ou pendant le message
<b>Error reset</b>	Voir ci-dessous.

## Messages d'alerte

Les messages d'alerte activent le mode dégradé (pas de lumière) jusqu'à la solution du problème.

Code	Alerte	Log	CP/LED	Light Output	Cat.	Description / solution
E.002	Fichier manquant. Utilisation des valeurs par défaut	X	X	X	<b>Auto</b>	Effectuez une mise à zéro en maintenant le bouton Reset enfoncé (5 s).  Si l'avertissement persiste, contactez un service technique agréé ou ARRI service.
E.008	Température du moteur LED élevée	X	X	X	<b>Auto</b>	Réduisez l'intensité pour éviter une dégradation ou un dysfonctionnement par surchauffe. Evitez les installations qui réduisent la ventilation et les flux d'air.
E.009	Température du driver LED élevée	X	X	X	<b>Auto</b>	Réduisez l'intensité pour éviter une dégradation ou un dysfonctionnement par surchauffe. Evitez les installations qui réduisent la ventilation et les flux d'air.
E.010	Température de la carte mère élevée	X	X	X	<b>Auto</b>	Réduisez l'intensité pour éviter une dégradation ou un dysfonctionnement par surchauffe. Evitez les installations qui réduisent la ventilation et les flux d'air.
E.011	Température de la carte d'alimentation élevée	X	X	X	<b>Auto</b>	Réduisez l'intensité pour éviter une dégradation ou un dysfonctionnement par surchauffe. Evitez les installations qui réduisent la ventilation et les flux d'air.
E.012	Déviation du capteur de température NTC	X	X	X	<b>Auto</b>	Réduisez l'intensité pour éviter une dégradation ou un dysfonctionnement par surchauffe. Si le problème persiste, contactez un service technique agréé ou ARRI service.

Code	Alerte	Log	CP/ LED	Light Output	Cat.	Description / solution
E.013	Défaut de vitesse de ventilation	X	X	X	Auto	Eteignez l'appareil et essayez de nettoyer le ventilateur avec une brosse souple par exemple. Si le problème persiste, contactez un service technique agréé ou ARRI service.
E.014	Tension d'alimentation DC basse	X	X	X	Auto	Tension d'alimentation DC trop basse. Augmentez la tension ou passez sur alimentation secteur.
E.015	Pas d'alimentation du lecteur de media	X	-/X	X	Service	Redémarrez l'appareil ou initialisez-le en appuyant sur Reset (5 s). Si le problème persiste, contactez un service technique agréé ou ARRI service.
E.016	Média non détecté	X	X	X	Auto	Retirez la clé USB et attendez quelques secondes avant de la reconnecter. Si le problème persiste, formatez la clé en FAT ou essayez une autre clé.
E.017	Impossible de lire ou d'écrire sur le média	X	X	X	User	Retirez la clé USB et attendez quelques secondes avant de la reconnecter. Si le problème persiste, formatez la clé en FAT ou essayez une autre clé.
E.018	Valeurs d'usine introuvables.	X	X	X	Auto	Redémarrez l'appareil ou initialisez-le en appuyant sur Reset (5 s). Si le problème persiste, contactez un service technique agréé ou ARRI service.
E.019	Signal DMX perdu	X	X	X	Auto	Vérifiez le réseau DMX, y compris câbles et connecteurs. Activez le bouchon interne. Seul le contrôle par le panneau de contrôle est possible.
E.020	Collision de données DMX	X	X	X	Auto	Passerelle ou mode host/client actifs. L'appareil stoppe les fonctions Passerelle ou Host.
E.021	Perte de communication avec l'alimentation	X	X	X	Auto	Réduisez l'intensité pour éviter une dégradation ou un dysfonctionnement par surchauffe. Si le problème persiste, contactez un service technique agréé ou ARRI service.
E.022	Echec de la mise à jour LIOS	X	X	X	User	Effectuez une mise à jour. Si le problème persiste, contactez un service technique agréé ou ARRI service.
E.023	Valeurs PWM incorrectes	X	X	X	User	L'appareil peut être utilisé.
E.024	Alimentation de la ventilation non détectée	X	-/X	X	Service	Redémarrez l'appareil ou initialisez-le en appuyant sur Reset (5 s). Si le problème persiste, contactez un service technique agréé ou ARRI service.
E.025	Défaut de capteur de couleur	X	X	-/X	Service	Mode Capteur de couleur inutilisable. Choisissez un autre mode opératoire. Contactez un service technique agréé ARRI pour le remplacement du capteur.
E.026	Défaut accéléromètre ou de magnétomètre	X	X	X	Service	Aucun stockage de données. Contactez un service technique agréé ARRI pour le remplacement du capteur.
E.027	Détection de chute	X	X	X	User	Redémarrez l'appareil. Si le problème persiste, contactez un service technique agréé ARRI.
E.029	TBD				Service	Contactez un service technique agréé ou ARRI service.
E.030	Perte d'étalonnage du capteur de couleur	X	X	X	Service	Mode Capteur de couleur inutilisable. Choisissez un autre mode opératoire. Contactez un service technique agréé ARRI pour le remplacement du capteur.

## Messages d'erreur

Les messages d'erreur éteignent le moteur LED jusqu'à résolution du problème.

Code	Erreur	Log	CP/LED	Light Output	Cat.	Description / Solution
E.001	Système de fichier introuvable	X	X		<b>Reboot</b>	Redémarrez l'appareil ou initialisez-le en appuyant sur Reset (5 s). Si le problème persiste, contactez un service technique agréé ou ARRI service.
E.002	Fichier de configuration introuvable	X	X		<b>Service</b>	Redémarrez l'appareil ou initialisez-le en appuyant sur Reset (5 s). Si le problème persiste, contactez un service technique agréé ou ARRI service.
E.003	Pas d'alimentation des LEDs	X			<b>Service</b>	Contactez un service technique agréé ou ARRI service.
E.004	Driver PWN introuvable	X	X		<b>Service</b>	Redémarrez l'appareil ou initialisez-le en appuyant sur Reset (5 s). Si le problème persiste, contactez un service technique agréé ou ARRI service.
E.005	Moteur LEDs introuvable	X	X		<b>Service</b>	Redémarrez l'appareil ou initialisez-le en appuyant sur Reset (5 s). Si le problème persiste, contactez un service technique agréé ou ARRI service.
E.006	Défaut sur un canal LED	X	X		<b>Service</b>	Redémarrez l'appareil ou initialisez-le en appuyant sur Reset (5 s). Si le problème persiste, contactez un service technique agréé ou ARRI service.
E.007	Défaut d'étalonnage	X	X		<b>Service</b>	Redémarrez l'appareil ou initialisez-le en appuyant sur Reset (5 s). Si le problème persiste, contactez un service technique agréé ou ARRI service.
E.008	Température du moteur LED critique	X	X		<b>User</b>	Eteignez l'appareil ou réglez la luminosité sur "0%" par le DMX ou le panneau de contrôle pour laisser l'appareil refroidir. Redémarrez l'appareil ou rallumez le faisceau après quelques minutes.
E.009	Température du driver PWM critique	X	X		<b>User</b>	Eteignez l'appareil ou réglez la luminosité sur "0%" par le DMX ou le panneau de contrôle pour laisser l'appareil refroidir. Redémarrez l'appareil ou rallumez le faisceau après quelques minutes.
E.010	Température du contrôleur critique	X	X		<b>User</b>	Eteignez l'appareil ou réglez la luminosité sur "0%" par le DMX ou le panneau de contrôle pour laisser l'appareil refroidir. Redémarrez l'appareil ou rallumez le faisceau après quelques minutes.
E.011	Température de l'alimentation critique	X			<b>User</b>	Eteignez l'appareil ou réglez la luminosité sur "0%" par le DMX ou le panneau de contrôle pour laisser l'appareil refroidir. Redémarrez l'appareil ou rallumez le faisceau après quelques minutes.
E.012	Défaut du capteur de température NTC	X	X		<b>User</b>	Redémarrez l'appareil ou initialisez-le en appuyant sur Reset (5 s). Si le problème persiste, contactez un service technique agréé ou ARRI service.
E.014	Tension d'alimentation trop basse ou en chute rapide	X			<b>User</b>	La tension d'alimentation est passée sous 48 V DC. Vérifiez la source d'alimentation, augmentez la tension ou passez sur alimentation secteur.
E.028	Impossible d'identifier l'optique	X	X		<b>User</b>	Vérifiez les contacts de l'optique et de la platine QLM. Nettoyez les contacts et repositionnez l'optique à nouveau. Si le problème persiste, contactez un service technique agréé ou ARRI service.

Code	Erreur	Log	CP/ LED	Light Output	Cat.	Description / Solution
E.031	Capot de protection installé	X	X		User	Retirez le capot de protection et installez une optique d'origine ARRI. Pour activer le faisceau, baissez d'abord l'intensité à 0% puis remontez-la.

# Equations de calculs CCT et x,y

## Calcul des valeurs CCT

8 bits

$$DMX_{Value} = \frac{CCT_{Value} - 2000}{70588}$$

$$CCT_{Value} = (DMX_{Value} \times 70588) + 2000$$

16 bits

$$DMX_{Value} = \frac{CCT_{Value} - 2000}{0.27466239}$$

$$CCT_{Value} = (DMX_{Value} \times 0.27466239) + 2000$$

## Calcul des coordonnées x,y

8 bits

$$DMX_{x-Value} = \frac{x_{Coordinate} \times 255}{0.8}$$

$$DMX_{y-Value} = \frac{y_{Coordinate} \times 255}{0.8}$$

16 bits

$$DMX_{x-Value} = \frac{x_{Coordinate} \times 65535}{0.8}$$

$$DMX_{y-Value} = \frac{y_{Coordinate} \times 65535}{0.8}$$

# Licence logicielle Open Source

Pour le contrôle et l'utilisation de l'appareil, ARRI utilise ses propres logiciels mais aussi des logiciels tiers qui ne relèvent pas de licences dites open source. Ces logiciels et composants logiciels sont protégés par copyright. Ces restrictions de droits doivent être respectées.

De plus, l'appareil utilise des composants logiciels relevant de licences open source. L'annexe à ce document liste les composants logiciels open source ainsi que leurs notices de copyright et copies de leur conditions d'applications de licences ainsi que toute information supplémentaire jugée utile. La responsabilité et les provisions de garanties des termes de licences open source listées ici ne s'appliquent qu'en relation avec leurs propriétaires respectifs.

**ARRI** 

# Orbiter

OPEN SOURCE SOFTWARE LICENSES

L5.0038985 / L03917  
07 / 2022



## Overview

This part provides the license texts of most Open Source Software (OSS) products used on the ARRI Orbiter. Licenses, which do not require to be shipped with binary distributions of the software, may be omitted.

### Offer for all GPLv2/LGPLv2.1 licensed software:

You can get a complete machine-readable copy of the corresponding source code. You can download the source code for free from the Orbiter download page. This offer is valid for 3 years, starting from when you purchased your Orbiter or downloaded the latest software update.

## Common licenses used by multiple open source packages

### Apache License, Version 2.0

Apache License  
Version 2.0, January 2004  
<http://www.apache.org/licenses/>

#### TERMS AND CONDITIONS FOR USE, REPRODUCTION, AND DISTRIBUTION

##### 1. Definitions.

"License" shall mean the terms and conditions for use, reproduction, and distribution as defined by Sections 1 through 9 of this document.

"Licensor" shall mean the copyright owner or entity authorized by the copyright owner that is granting the License.

"Legal Entity" shall mean the union of the acting entity and all other entities that control, are controlled by, or are under common control with that entity. For the purposes of this definition, "control" means (i) the power, direct or indirect, to cause the direction or management of such entity, whether by contract or otherwise, or (ii) ownership of fifty percent (50%) or more of the outstanding shares, or (iii) beneficial ownership of such entity.

"You" (or "Your") shall mean an individual or Legal Entity exercising permissions granted by this License.

"Source" form shall mean the preferred form for making modifications, including but not limited to software source code, documentation source, and configuration files.

"Object" form shall mean any form resulting from mechanical transformation or translation of a Source form, including but not limited to compiled object code, generated documentation, and conversions to other media types.

"Work" shall mean the work of authorship, whether in Source or Object form, made available under the License, as indicated by a copyright notice that is included in or attached to the work (an example is provided in the Appendix below).

"Derivative Works" shall mean any work, whether in Source or Object form, that is based on (or derived from) the Work and for which the editorial revisions, annotations, elaborations, or other modifications represent, as a whole, an original work of authorship. For the purposes of this License, Derivative Works shall not include works that remain separable from, or merely link (or bind by name) to the interfaces of, the Work and Derivative Works thereof.

"Contribution" shall mean any work of authorship, including the original version of the Work and any modifications or additions to that Work or Derivative Works thereof, that is intentionally submitted to Licensor for inclusion in the Work by the copyright owner or by an individual or Legal Entity authorized to submit on behalf of the copyright owner. For the purposes of this definition, "submitted" means any form of electronic, verbal, or written communication sent to the Licensor or its representatives, including but not limited to communication on electronic mailing lists, source code control systems, and issue tracking systems that are managed by, or on behalf of, the Licensor for the purpose of discussing and improving the Work, but excluding communication that is conspicuously marked or otherwise designated in writing by the copyright owner as "Not a Contribution."

"Contributor" shall mean Licensor and any individual or Legal Entity on behalf of whom a Contribution has been received by Licensor and

subsequently incorporated within the Work.

2. Grant of Copyright License. Subject to the terms and conditions of this License, each Contributor hereby grants to You a perpetual, worldwide, non-exclusive, no-charge, royalty-free, irrevocable copyright license to reproduce, prepare Derivative Works of, publicly display, publicly perform, sublicense, and distribute the Work and such Derivative Works in Source or Object form.

3. Grant of Patent License. Subject to the terms and conditions of this License, each Contributor hereby grants to You a perpetual, worldwide, non-exclusive, no-charge, royalty-free, irrevocable (except as stated in this section) patent license to make, have made, use, offer to sell, sell, import, and otherwise transfer the Work, where such license applies only to those patent claims licensable by such Contributor that are necessarily infringed by their Contribution(s) alone or by combination of their Contribution(s) with the Work to which such Contribution(s) was submitted. If You institute patent litigation against any entity (including a cross-claim or counterclaim in a lawsuit) alleging that the Work or a Contribution incorporated within the Work constitutes direct or contributory patent infringement, then any patent licenses granted to You under this License for that Work shall terminate as of the date such litigation is filed.

4. Redistribution. You may reproduce and distribute copies of the Work or Derivative Works thereof in any medium, with or without modifications, and in Source or Object form, provided that You meet the following conditions:

(a) You must give any other recipients of the Work or Derivative Works a copy of this License; and

(b) You must cause any modified files to carry prominent notices stating that You changed the files; and

(c) You must retain, in the Source form of any Derivative Works that You distribute, all copyright, patent, trademark, and attribution notices from the Source form of the Work, excluding those notices that do not pertain to any part of the Derivative Works; and

(d) If the Work includes a "NOTICE" text file as part of its distribution, then any Derivative Works that You distribute must include a readable copy of the attribution notices contained within such NOTICE file, excluding those notices that do not pertain to any part of the Derivative Works, in at least one of the following places: within a NOTICE text file distributed as part of the Derivative Works; within the Source form or documentation, if provided along with the Derivative Works; or, within a display generated by the Derivative Works, if and wherever such third-party notices normally appear. The contents of the NOTICE file are for informational purposes only and do not modify the License. You may add Your own attribution notices within Derivative Works that You distribute, alongside or as an addendum to the NOTICE text from the Work, provided that such additional attribution notices cannot be construed as modifying the License.

You may add Your own copyright statement to Your modifications and may provide additional or different license terms and conditions for use, reproduction, or distribution of Your modifications, or for any such Derivative Works as a whole, provided Your use, reproduction, and distribution of the Work otherwise complies with the conditions stated in this License.

5. Submission of Contributions. Unless You explicitly state otherwise, any Contribution intentionally submitted for inclusion in the Work by You to the Licensor shall be under the terms and conditions of this License, without any additional terms or conditions. Notwithstanding the above, nothing herein shall supersede or modify the terms of any separate license agreement you may have executed with Licensor regarding such Contributions.

6. Trademarks. This License does not grant permission to use the trade names, trademarks, service marks, or product names of the Licensor, except as required for reasonable and customary use in describing the origin of the Work and reproducing the content of the NOTICE file.

7. Disclaimer of Warranty. Unless required by applicable law or agreed to in writing, Licensor provides the Work (and each Contributor provides its Contributions) on an "AS IS" BASIS, WITHOUT WARRANTIES OR CONDITIONS OF ANY KIND, either express

or

implied, including, without limitation, any warranties or conditions of TITLE, NON-INFRINGEMENT, MERCHANTABILITY, or FITNESS FOR

A

PARTICULAR PURPOSE. You are solely responsible for determining the appropriateness of using or redistributing the Work and assume any risks associated with Your exercise of permissions under this License.

8. Limitation of Liability. In no event and under no legal theory, whether in tort (including negligence), contract, or otherwise, unless required by applicable law (such as deliberate and grossly negligent acts) or agreed to in writing, shall any Contributor be liable to You for damages, including any direct, indirect, special, incidental, or consequential damages of any character arising as a result of this License or out of the use or inability to use the Work (including but not limited to damages for loss of goodwill, work stoppage, computer failure or malfunction, or any and all other commercial damages or losses), even if such Contributor has been advised of the possibility of such damages.
9. Accepting Warranty or Additional Liability. While redistributing the Work or Derivative Works thereof, You may choose to offer, and charge a fee for, acceptance of support, warranty, indemnity, or other liability obligations and/or rights consistent with this License. However, in accepting such obligations, You may act only on Your own behalf and on Your sole responsibility, not on behalf of any other Contributor, and only if You agree to indemnify, defend, and hold each Contributor harmless for any liability incurred by, or claims asserted against, such Contributor by reason of your accepting any such warranty or additional liability.

END OF TERMS AND CONDITIONS

APPENDIX: How to apply the Apache License to your work.

To apply the Apache License to your work, attach the following boilerplate notice, with the fields enclosed by brackets "[]" replaced with your own identifying information. (Don't include the brackets!) The text should be enclosed in the appropriate comment syntax for the file format. We also recommend that a file or class name and description of purpose be included on the same "printed page" as the copyright notice for easier identification within third-party archives.

Copyright [yyyy] [name of copyright owner]

Licensed under the Apache License, Version 2.0 (the "License"); you may not use this file except in compliance with the License. You may obtain a copy of the License at

<http://www.apache.org/licenses/LICENSE-2.0>

Unless required by applicable law or agreed to in writing, software distributed under the License is distributed on an "AS IS" BASIS, WITHOUT WARRANTIES OR CONDITIONS OF ANY KIND, either express or implied.

See the License for the specific language governing permissions and limitations under the License.

## GNU General Public License, Version 2

GNU GENERAL PUBLIC LICENSE

Version 2, June 1991

Copyright (C) 1989, 1991 Free Software Foundation, Inc.  
51 Franklin Street, Fifth Floor, Boston, MA 02110-1301, USA

Everyone is permitted to copy and distribute verbatim copies of this license document, but changing it is not allowed.

Preamble

The licenses for most software are designed to take away your freedom to share and change it. By contrast, the GNU General Public License is intended to guarantee your freedom to share and change free software--to make sure the software is free for all its users. This General Public License applies to most of the Free Software Foundation's software and to any other program whose authors commit to using it. (Some other Free Software Foundation software is covered by the GNU Lesser General Public License instead.) You can apply it to your programs, too.

When we speak of free software, we are referring to freedom, not price. Our General Public Licenses are designed to make sure that you have the freedom to distribute copies of free software (and charge for this service if you wish), that you receive source code or can get it if you want it, that you can change the software or use pieces of it in new free programs; and that you know you can do these things.

To protect your rights, we need to make restrictions that forbid anyone to deny you these rights or to ask you to surrender the rights. These restrictions translate to certain responsibilities for you if you distribute copies of the software, or if you modify it.

For example, if you distribute copies of such a program, whether gratis or for a fee, you must give the recipients all the rights that you have. You must make sure that they, too, receive or can get the source code. And you must show them these terms so they know their rights.

We protect your rights with two steps: (1) copyright the software, and (2) offer you this license which gives you legal permission to copy, distribute and/or modify the software.

Also, for each author's protection and ours, we want to make certain that everyone understands that there is no warranty for this free software. If the software is modified by someone else and passed on, we want its recipients to know that what they have is not the original, so that any problems introduced by others will not reflect on the original authors' reputations.

Finally, any free program is threatened constantly by software patents. We wish to avoid the danger that redistributors of a free program will individually obtain patent licenses, in effect making the program proprietary. To prevent this, we have made it clear that any patent must be licensed for everyone's free use or not licensed at all.

The precise terms and conditions for copying, distribution and modification follow.

TERMS AND CONDITIONS FOR COPYING, DISTRIBUTION AND MODIFICATION

0. This License applies to any program or other work which contains a notice placed by the copyright holder saying it may be distributed under the terms of this General Public License. The "Program", below, refers to any such program or work, and a "work based on the Program" means either the Program or any derivative work under copyright law: that is to say, a work containing the Program or a portion of it, either verbatim or with modifications and/or translated into another language. (Hereinafter, translation is included without limitation in the term "modification".) Each licensee is addressed as "you".

Activities other than copying, distribution and modification are not covered by this License; they are outside its scope. The act of running the Program is not restricted, and the output from the Program is covered only if its contents constitute a work based on the Program (independent of having been made by running the Program). Whether that is true depends on what the Program does.

1. You may copy and distribute verbatim copies of the Program's source code as you receive it, in any medium, provided that you conspicuously and appropriately publish on each copy an appropriate copyright notice and disclaimer of warranty; keep intact all the notices that refer to this License and to the absence of any warranty; and give any other recipients of the Program a copy of this License along with the Program.

You may charge a fee for the physical act of transferring a copy, and you may at your option offer warranty protection in exchange for a fee.

2. You may modify your copy or copies of the Program or any portion of it, thus forming a work based on the Program, and copy and distribute such modifications or work under the terms of Section 1 above, provided that you also meet all of these conditions:

a) You must cause the modified files to carry prominent notices stating that you changed the files and the date of any change.

b) You must cause any work that you distribute or publish, that in whole or in part contains or is derived from the Program or any part thereof, to be licensed as a whole at no charge to all third parties under the terms of this License.

c) If the modified program normally reads commands interactively when run, you must cause it, when started running for such interactive use in the most ordinary way, to print or display an announcement including an appropriate copyright notice and a notice that there is no warranty (or else, saying that you provide a warranty) and that users may redistribute the program under these conditions, and telling the user how to view a copy of this License. (Exception: if the Program itself is interactive but does not normally print such an announcement, your work based on the Program is not required to print an announcement.)

These requirements apply to the modified work as a whole. If identifiable sections of that work are not derived from the Program, and can be reasonably considered independent and separate works in themselves, then this License, and its terms, do not apply to those sections when you distribute them as separate works. But when you distribute the same sections as part of a whole which is a work based on the Program, the distribution of the whole must be on the terms of this License, whose permissions for other licensees extend to the entire whole, and thus to each and every part regardless of who wrote it.

Thus, it is not the intent of this section to claim rights or contest your rights to work written entirely by you; rather, the intent is to exercise the right to control the distribution of derivative or collective works based on the Program.

In addition, mere aggregation of another work not based on the Program with the Program (or with a work based on the Program) on a volume of a storage or distribution medium does not bring the other work under the scope of this License.

3. You may copy and distribute the Program (or a work based on it, under Section 2) in object code or executable form under the terms of Sections 1 and 2 above provided that you also do one of the following:

a) Accompany it with the complete corresponding machine-readable source code, which must be distributed under the terms of Sections 1 and 2 above on a medium customarily used for software interchange; or,

b) Accompany it with a written offer, valid for at least three years, to give any third party, for a charge no more than your cost of physically performing source distribution, a complete machine-readable copy of the corresponding source code, to be distributed under the terms of Sections 1 and 2 above on a medium customarily used for software interchange; or,

c) Accompany it with the information you received as to the offer to distribute corresponding source code. (This alternative is allowed only for noncommercial distribution and only if you received the program in object code or executable form with such an offer, in accord with Subsection b above.)

The source code for a work means the preferred form of the work for making modifications to it. For an executable work, complete source code means all the source code for all modules it contains, plus any associated interface definition files, plus the scripts used to control compilation and installation of the executable. However, as a special exception, the source code distributed need not include anything that is normally distributed (in either source or binary form) with the major components (compiler, kernel, and so on) of the operating system on which the executable runs, unless that component itself accompanies the executable.

If distribution of executable or object code is made by offering access to copy from a designated place, then offering equivalent access to copy the source code from the same place counts as distribution of the source code, even though third parties are not compelled to copy the source along with the object code.

4. You may not copy, modify, sublicense, or distribute the Program except as expressly provided under this License. Any attempt otherwise to copy, modify, sublicense or distribute the Program is void, and will automatically terminate your rights under this License. However, parties who have received copies, or rights, from you under this License will not have their licenses terminated so long as such parties remain in full compliance.

5. You are not required to accept this License, since you have not signed it. However, nothing else grants you permission to modify or distribute the Program or its derivative works. These actions are prohibited by law if you do not accept this License. Therefore, by modifying or distributing the Program (or any work based on the Program), you indicate your acceptance of this License to do so, and all its terms and conditions for copying, distributing or modifying the Program or works based on it.

6. Each time you redistribute the Program (or any work based on the Program), the recipient automatically receives a license from the original licensor to copy, distribute or modify the Program subject to these terms and conditions. You may not impose any further restrictions on the recipients' exercise of the rights granted herein. You are not responsible for enforcing compliance by third parties to this License.

7. If, as a consequence of a court judgment or allegation of patent infringement or for any other reason (not limited to patent issues), conditions are imposed on you (whether by court order, agreement or otherwise) that contradict the conditions of this License, they do not excuse you from the conditions of this License. If you cannot distribute so as to satisfy simultaneously your obligations under this License and any other pertinent obligations, then as a consequence you may not distribute the Program at all. For example, if a patent license would not permit royalty-free redistribution of the Program by all those who receive copies directly or indirectly through you, then the only way you could satisfy both it and this License would be to refrain entirely from distribution of the Program.

If any portion of this section is held invalid or unenforceable under any particular circumstance, the balance of the section is intended to apply and the section as a whole is intended to apply in other circumstances.

It is not the purpose of this section to induce you to infringe any patents or other property right claims or to contest validity of any such claims; this section has the sole purpose of protecting the integrity of the free software distribution system, which is implemented by public license practices. Many people have made generous contributions to the wide range of software distributed through that system in reliance on consistent application of that system; it is up to the author/donor to decide if he or she is willing to distribute software through any other system and a licensee cannot impose that choice.

This section is intended to make thoroughly clear what is believed to be a consequence of the rest of this License.

8. If the distribution and/or use of the Program is restricted in certain countries either by patents or by copyrighted interfaces, the original copyright holder who places the Program under this License may add an explicit geographical distribution limitation excluding those countries, so that distribution is permitted only in or among countries not thus excluded. In such case, this License incorporates the limitation as if written in the body of this License.

9. The Free Software Foundation may publish revised and/or new versions of the General Public License from time to time. Such new versions will be similar in spirit to the present version, but may differ in detail to address new problems or concerns.

Each version is given a distinguishing version number. If the Program specifies a version number of this License which applies to it and "any later version", you have the option of following the terms and conditions either of that version or of any later version published by the Free Software Foundation. If the Program does not specify a version number of this License, you may choose any version ever published by the Free Software Foundation.

10. If you wish to incorporate parts of the Program into other free programs whose distribution conditions are different, write to the author to ask for permission. For software which is copyrighted by the Free Software Foundation, write to the Free Software Foundation; we sometimes make exceptions for this. Our decision will be guided by the two goals of preserving the free status of all derivatives of our free software and of promoting the sharing and reuse of software generally.

#### NO WARRANTY

11. BECAUSE THE PROGRAM IS LICENSED FREE OF CHARGE, THERE IS NO WARRANTY FOR THE PROGRAM, TO THE EXTENT PERMITTED BY APPLICABLE LAW. EXCEPT WHEN OTHERWISE STATED IN WRITING THE COPYRIGHT HOLDERS AND/OR OTHER PARTIES PROVIDE THE PROGRAM "AS IS" WITHOUT WARRANTY OF ANY KIND, EITHER EXPRESSED OR IMPLIED, INCLUDING, BUT NOT LIMITED TO, THE IMPLIED WARRANTIES OF MERCHANTABILITY AND FITNESS FOR A PARTICULAR PURPOSE. THE ENTIRE RISK AS TO THE QUALITY AND PERFORMANCE OF THE PROGRAM IS WITH YOU. SHOULD THE PROGRAM PROVE DEFECTIVE, YOU ASSUME THE COST OF ALL NECESSARY SERVICING, REPAIR OR CORRECTION.

12. IN NO EVENT UNLESS REQUIRED BY APPLICABLE LAW OR AGREED TO IN WRITING WILL ANY COPYRIGHT HOLDER, OR ANY OTHER PARTY WHO MAY MODIFY AND/OR REDISTRIBUTE THE PROGRAM AS PERMITTED ABOVE, BE LIABLE TO YOU FOR DAMAGES, INCLUDING ANY GENERAL, SPECIAL, INCIDENTAL OR CONSEQUENTIAL DAMAGES ARISING OUT OF THE USE OR INABILITY TO USE THE PROGRAM (INCLUDING BUT NOT LIMITED TO LOSS OF DATA OR DATA BEING RENDERED INACCURATE OR LOSSES SUSTAINED BY YOU OR THIRD PARTIES OR A FAILURE OF THE PROGRAM TO OPERATE WITH ANY OTHER PROGRAMS), EVEN IF SUCH HOLDER OR OTHER PARTY HAS BEEN ADVISED OF THE POSSIBILITY OF SUCH DAMAGES.

#### END OF TERMS AND CONDITIONS

#### How to Apply These Terms to Your New Programs

If you develop a new program, and you want it to be of the greatest possible use to the public, the best way to achieve this is to make it free software which everyone can redistribute and change under these terms.

To do so, attach the following notices to the program. It is safest to attach them to the start of each source file to most effectively convey the exclusion of warranty; and each file should have at least the "copyright" line and a pointer to where the full notice is found.

one line to give the program's name and an idea of what it does.  
Copyright (C) yyyy name of author

This program is free software; you can redistribute it and/or modify it under the terms of the GNU General Public License as published by the Free Software Foundation; either version 2 of the License, or (at your option) any later version.

This program is distributed in the hope that it will be useful, but WITHOUT ANY WARRANTY; without even the implied warranty of MERCHANTABILITY or FITNESS FOR A PARTICULAR PURPOSE. See the GNU General Public License for more details.

You should have received a copy of the GNU General Public License along with this program; if not, write to the Free Software Foundation, Inc., 51 Franklin Street, Fifth Floor, Boston, MA 02110-1301, USA.

Also add information on how to contact you by electronic and paper mail.

If the program is interactive, make it output a short notice like this when it starts in an interactive mode:

Gnomovision version 69, Copyright (C) year name of author  
Gnomovision comes with ABSOLUTELY NO WARRANTY; for details type `show w'. This is free software, and you are welcome to redistribute it under certain conditions; type `show c' for details.

The hypothetical commands `show w' and `show c' should show the appropriate parts of the General Public License. Of course, the commands you use may be called something other than `show w' and `show c'; they could even be mouse-clicks or menu items--whatever suits your program.

You should also get your employer (if you work as a programmer) or your school, if any, to sign a "copyright disclaimer" for the program, if necessary. Here is a sample; alter the names:

Yoyodyne, Inc., hereby disclaims all copyright interest in the program `Gnomovision' (which makes passes at compilers) written by James Hacker.

signature of Ty Coon, 1 April 1989  
Ty Coon, President of Vice

This General Public License does not permit incorporating your program into proprietary programs. If your program is a subroutine library, you may consider it more useful to permit linking proprietary applications with the library. If this is what you want to do, use the GNU Lesser General Public License instead of this License.

## GNU Lesser General Public License, Version 2.1

### GNU LESSER GENERAL PUBLIC LICENSE

Version 2.1, February 1999

Copyright (C) 1991, 1999 Free Software Foundation, Inc.  
51 Franklin Street, Fifth Floor, Boston, MA 02110-1301 USA  
Everyone is permitted to copy and distribute verbatim copies of this license document, but changing it is not allowed.

[This is the first released version of the Lesser GPL. It also counts as the successor of the GNU Library Public License, version 2, hence the version number 2.1.]

#### Preamble

The licenses for most software are designed to take away your freedom to share and change it. By contrast, the GNU General Public Licenses are intended to guarantee your freedom to share and change free software--to make sure the software is free for all its users.

This license, the Lesser General Public License, applies to some specially designated software packages--typically libraries--of the Free Software Foundation and other authors who decide to use it. You can use it too, but we suggest you first think carefully about whether this license or the ordinary General Public License is the better strategy to use in any particular case, based on the explanations below.

When we speak of free software, we are referring to freedom of use, not price. Our General Public Licenses are designed to make sure that you have the freedom to distribute copies of free software (and charge for this service if you wish); that you receive source code or can get it if you want it; that you can change the software and use pieces of it in new free programs; and that you are informed that you can do these things.

To protect your rights, we need to make restrictions that forbid distributors to deny you these rights or to ask you to surrender these rights. These restrictions translate to certain responsibilities for you if you distribute copies of the library or if you modify it.

For example, if you distribute copies of the library, whether gratis or for a fee, you must give the recipients all the rights that we gave you. You must make sure that they, too, receive or can get the source code. If you link other code with the library, you must provide complete object files to the recipients, so that they can relink them with the library after making changes to the library and recompiling it. And you must show them these terms so they know their rights.

We protect your rights with a two-step method: (1) we copyright the library, and (2) we offer you this license, which gives you legal permission to copy, distribute and/or modify the library.

To protect each distributor, we want to make it very clear that there is no warranty for the free library. Also, if the library is modified by someone else and passed on, the recipients should know that what they have is not the original version, so that the original author's reputation will not be affected by problems that might be introduced by others.

Finally, software patents pose a constant threat to the existence of any free program. We wish to make sure that a company cannot effectively restrict the users of a free program by obtaining a restrictive license from a patent holder. Therefore, we insist that any patent license obtained for a version of the library must be consistent with the full freedom of use specified in this license.

Most GNU software, including some libraries, is covered by the ordinary GNU General Public License. This license, the GNU Lesser General Public License, applies to certain designated libraries, and is quite different from the ordinary General Public License. We use this license for certain libraries in order to permit linking those libraries into non-free programs.

When a program is linked with a library, whether statically or using a shared library, the combination of the two is legally speaking a combined work, a derivative of the original library. The ordinary General Public License therefore permits such linking only if the entire combination fits its criteria of freedom. The Lesser General Public License permits more lax criteria for linking other code with the library.

We call this license the "Lesser" General Public License because it does Less to protect the user's freedom than the ordinary General Public License. It also provides other free software developers Less of an advantage over competing non-free programs. These disadvantages are the reason we use the ordinary General Public License for many libraries. However, the Lesser license provides advantages in certain special circumstances.

For example, on rare occasions, there may be a special need to encourage the widest possible use of a certain library, so that it becomes a de-facto standard. To achieve this, non-free programs must be allowed to use the library. A more frequent case is that a free library does the same job as widely used non-free libraries. In this case, there is little to gain by limiting the free library to free software only, so we use the Lesser General Public License.

In other cases, permission to use a particular library in non-free programs enables a greater number of people to use a large body of free software. For example, permission to use the GNU C Library in non-free programs enables many more people to use the whole GNU operating system, as well as its variant, the GNU/Linux operating system.

Although the Lesser General Public License is Less protective of the users' freedom, it does ensure that the user of a program that is linked with the Library has the freedom and the wherewithal to run that program using a modified version of the Library.

The precise terms and conditions for copying, distribution and modification follow. Pay close attention to the difference between a "work based on the library" and a "work that uses the library". The former contains code derived from the library, whereas the latter must be combined with the library in order to run.

#### TERMS AND CONDITIONS FOR COPYING, DISTRIBUTION AND MODIFICATION

0. This License Agreement applies to any software library or other program which contains a notice placed by the copyright holder or other authorized party saying it may be distributed under the terms of this Lesser General Public License (also called "this License"). Each licensee is addressed as "you".

A "library" means a collection of software functions and/or data prepared so as to be conveniently linked with application programs (which use some of those functions and data) to form executables.

The "Library", below, refers to any such software library or work which has been distributed under these terms. A "work based on the Library" means either the Library or any derivative work under copyright law: that is to say, a work containing the Library or a portion of it, either verbatim or with modifications and/or translated straightforwardly into another language. (Hereinafter, translation is included without limitation in the term "modification".)

"Source code" for a work means the preferred form of the work for making modifications to it. For a library, complete source code means all the source code for all modules it contains, plus any associated interface definition files, plus the scripts used to control compilation and installation of the library.

Activities other than copying, distribution and modification are not covered by this License; they are outside its scope. The act of running a program using the Library is not restricted, and output from such a program is covered only if its contents constitute a work based on the Library (independent of the use of the Library in a tool for writing it). Whether that is true depends on what the Library does and what the program that uses the Library does.

1. You may copy and distribute verbatim copies of the Library's complete source code as you receive it, in any medium, provided that you conspicuously and appropriately publish on each copy an appropriate copyright notice and disclaimer of warranty; keep intact all the notices that refer to this License and to the absence of any warranty; and distribute a copy of this License along with the Library.

You may charge a fee for the physical act of transferring a copy, and you may at your option offer warranty protection in exchange for a fee.

2. You may modify your copy or copies of the Library or any portion of it, thus forming a work based on the Library, and copy and distribute such modifications or work under the terms of Section 1 above, provided that you also meet all of these conditions:

- The modified work must itself be a software library.
- You must cause the files modified to carry prominent notices stating that you changed the files and the date of any change.
- You must cause the whole of the work to be licensed at no charge to all third parties under the terms of this License.
- If a facility in the modified Library refers to a function or a table of data to be supplied by an application program that uses the facility, other than as an

argument passed when the facility is invoked, then you must make a good faith effort to ensure that, in the event an application does not supply such function or table, the facility still operates, and performs whatever part of its purpose remains meaningful.

(For example, a function in a library to compute square roots has a purpose that is entirely well-defined independent of the application. Therefore, Subsection 2d requires that any application-supplied function or table used by this function must be optional: if the application does not supply it, the square root function must still compute square roots.)

These requirements apply to the modified work as a whole. If identifiable sections of that work are not derived from the Library, and can be reasonably considered independent and separate works in themselves, then this License, and its terms, do not apply to those sections when you distribute them as separate works. But when you distribute the same sections as part of a whole which is a work based on the Library, the distribution of the whole must be on the terms of this License, whose permissions for other licensees extend to the entire whole, and thus to each and every part regardless of who wrote it.

Thus, it is not the intent of this section to claim rights or contest your rights to work written entirely by you; rather, the intent is to exercise the right to control the distribution of derivative or collective works based on the Library.

In addition, mere aggregation of another work not based on the Library with the Library (or with a work based on the Library) on a volume of a storage or distribution medium does not bring the other work under the scope of this License.

3. You may opt to apply the terms of the ordinary GNU General Public License instead of this License to a given copy of the Library. To do this, you must alter all the notices that refer to this License, so that they refer to the ordinary GNU General Public License, version 2, instead of to this License. (If a newer version than version 2 of the ordinary GNU General Public License has appeared, then you can specify that version instead if you wish.) Do not make any other change in these notices.

Once this change is made in a given copy, it is irreversible for that copy, so the ordinary GNU General Public License applies to all subsequent copies and derivative works made from that copy.

This option is useful when you wish to copy part of the code of the Library into a program that is not a library.

4. You may copy and distribute the Library (or a portion or derivative of it, under Section 2) in object code or executable form under the terms of Sections 1 and 2 above provided that you accompany it with the complete corresponding machine-readable source code, which must be distributed under the terms of Sections 1 and 2 above on a medium customarily used for software interchange.

If distribution of object code is made by offering access to copy from a designated place, then offering equivalent access to copy the source code from the same place satisfies the requirement to distribute the source code, even though third parties are not compelled to copy the source along with the object code.

5. A program that contains no derivative of any portion of the Library, but is designed to work with the Library by being compiled or linked with it, is called a "work that uses the Library". Such a work, in isolation, is not a derivative work of the Library, and therefore falls outside the scope of this License.

However, linking a "work that uses the Library" with the Library creates an executable that is a derivative of the Library (because it contains portions of the Library), rather than a "work that uses the library". The executable is therefore covered by this License. Section 6 states terms for distribution of such executables.

When a "work that uses the Library" uses material from a header file that is part of the Library, the object code for the work may be a derivative work of the Library even though the source code is not. Whether this is true is especially significant if the work can be linked without the Library, or if the work is itself a library. The threshold for this to be true is not precisely defined by law.

If such an object file uses only numerical parameters, data structure layouts and accessors, and small macros and small inline functions (ten lines or less in length), then the use of the object file is unrestricted, regardless of whether it is legally a derivative work. (Executables containing this object code plus portions of the Library will still fall under Section 6.)

Otherwise, if the work is a derivative of the Library, you may distribute the object code for the work under the terms of Section 6. Any executables containing that work also fall under Section 6, whether or not they are linked directly with the Library itself.

6. As an exception to the Sections above, you may also combine or link a "work that uses the Library" with the Library to produce a work containing portions of the Library, and distribute that work under terms of your choice, provided that the terms permit modification of the work for the customer's own use and reverse engineering for debugging such modifications.

You must give prominent notice with each copy of the work that the Library is used in it and that the Library and its use are covered by this License. You must supply a copy of this License. If the work during execution displays copyright notices, you must include the copyright notice for the Library among them, as well as a reference directing the user to the copy of this License. Also, you must do one of these things:

a) Accompany the work with the complete corresponding machine-readable source code for the Library including whatever changes were used in the work (which must be distributed under Sections 1 and 2 above); and, if the work is an executable linked with the Library, with the complete machine-readable "work that uses the Library", as object code and/or source code, so that the user can modify the Library and then relink to produce a modified executable containing the modified Library. (It is understood that the user who changes the contents of definitions files in the Library will not necessarily be able to recompile the application to use the modified definitions.)

b) Use a suitable shared library mechanism for linking with the Library. A suitable mechanism is one that (1) uses at run time a copy of the library already present on the user's computer system, rather than copying library functions into the executable, and (2) will operate properly with a modified version of the library, if the user installs one, as long as the modified version is interface-compatible with the version that the work was made with.

c) Accompany the work with a written offer, valid for at least three years, to give the same user the materials specified in Subsection 6a, above, for a charge no more than the cost of performing this distribution.

d) If distribution of the work is made by offering access to copy from a designated place, offer equivalent access to copy the above specified materials from the same place.

e) Verify that the user has already received a copy of these materials or that you have already sent this user a copy.

For an executable, the required form of the "work that uses the Library" must include any data and utility programs needed for reproducing the executable from it. However, as a special exception, the materials to be distributed need not include anything that is normally distributed (in either source or binary form) with the major components (compiler, kernel, and so on) of the operating system on which the executable runs, unless that component itself accompanies the executable.

It may happen that this requirement contradicts the license restrictions of other proprietary libraries that do not normally accompany the operating system. Such a contradiction means you cannot use both them and the Library together in an executable that you distribute.

7. You may place library facilities that are a work based on the Library side-by-side in a single library together with other library facilities not covered by this License, and distribute such a combined library, provided that the separate distribution of the work based on the Library and of the other library facilities is otherwise permitted, and provided that you do these two things:

a) Accompany the combined library with a copy of the same work based on the Library, uncombined with any other library facilities. This must be distributed under the terms of the Sections above.

b) Give prominent notice with the combined library of the fact that part of it is a work based on the Library, and explaining where to find the accompanying uncombined form of the same work.

8. You may not copy, modify, sublicense, link with, or distribute the Library except as expressly provided under this License. Any attempt otherwise to copy, modify, sublicense, link with, or distribute the Library is void, and will automatically terminate your rights under this License. However, parties who have received copies, or rights, from you under this License will not have their licenses terminated so long as such parties remain in full compliance.

9. You are not required to accept this License, since you have not signed it. However, nothing else grants you permission to modify or distribute the Library or its derivative works. These actions are prohibited by law if you do not accept this License. Therefore, by modifying or distributing the Library (or any work based on the Library), you indicate your acceptance of this License to do so, and all its terms and conditions for copying, distributing or modifying the Library or works based on it.

10. Each time you redistribute the Library (or any work based on the Library), the recipient automatically receives a license from the original licensor to copy, distribute, link with or modify the Library subject to these terms and conditions. You may not impose any further restrictions on the recipients' exercise of the rights granted herein. You are not responsible for enforcing compliance by third parties with this License.

11. If, as a consequence of a court judgment or allegation of patent infringement or for any other reason (not limited to patent issues), conditions are imposed on you (whether by court order, agreement or otherwise) that contradict the conditions of this License, they do not excuse you from the conditions of this License. If you cannot distribute so as to satisfy simultaneously your obligations under this License and any other pertinent obligations, then as a consequence you may not distribute the Library at all. For example, if a patent license would not permit royalty-free redistribution of the Library by all those who receive copies directly or indirectly through you, then the only way you could satisfy

both it and this License would be to refrain entirely from distribution of the Library.

If any portion of this section is held invalid or unenforceable under any particular circumstance, the balance of the section is intended to apply, and the section as a whole is intended to apply in other circumstances.

It is not the purpose of this section to induce you to infringe any patents or other property right claims or to contest validity of any such claims; this section has the sole purpose of protecting the integrity of the free software distribution system which is implemented by public license practices. Many people have made generous contributions to the wide range of software distributed through that system in reliance on consistent application of that system; it is up to the author/donor to decide if he or she is willing to distribute software through any other system and a licensee cannot impose that choice.

This section is intended to make thoroughly clear what is believed to be a consequence of the rest of this License.

12. If the distribution and/or use of the Library is restricted in certain countries either by patents or by copyrighted interfaces, the original copyright holder who places the Library under this License may add an explicit geographical distribution limitation excluding those countries, so that distribution is permitted only in or among countries not thus excluded. In such case, this License incorporates the limitation as if written in the body of this License.

13. The Free Software Foundation may publish revised and/or new versions of the Lesser General Public License from time to time. Such new versions will be similar in spirit to the present version, but may differ in detail to address new problems or concerns.

Each version is given a distinguishing version number. If the Library specifies a version number of this License which applies to it and "any later version", you have the option of following the terms and conditions either of that version or of any later version published by the Free Software Foundation. If the Library does not specify a license version number, you may choose any version ever published by the Free Software Foundation.

14. If you wish to incorporate parts of the Library into other free programs whose distribution conditions are incompatible with these, write to the author to ask for permission. For software which is copyrighted by the Free Software Foundation, write to the Free Software Foundation; we sometimes make exceptions for this. Our decision will be guided by the two goals of preserving the free status of all derivatives of our free software and of promoting the sharing and reuse of software generally.

#### NO WARRANTY

15. BECAUSE THE LIBRARY IS LICENSED FREE OF CHARGE, THERE IS NO WARRANTY FOR THE LIBRARY, TO THE EXTENT PERMITTED BY APPLICABLE LAW. EXCEPT WHEN OTHERWISE STATED IN WRITING THE COPYRIGHT HOLDERS AND/OR OTHER PARTIES PROVIDE THE LIBRARY "AS IS" WITHOUT WARRANTY OF ANY KIND, EITHER EXPRESSED OR IMPLIED, INCLUDING, BUT NOT LIMITED TO, THE IMPLIED WARRANTIES OF MERCHANTABILITY AND FITNESS FOR A PARTICULAR PURPOSE. THE ENTIRE RISK AS TO THE QUALITY AND PERFORMANCE OF THE LIBRARY IS WITH YOU. SHOULD THE LIBRARY PROVE DEFECTIVE, YOU ASSUME THE COST OF ALL NECESSARY SERVICING, REPAIR OR CORRECTION.

16. IN NO EVENT UNLESS REQUIRED BY APPLICABLE LAW OR AGREED TO IN WRITING WILL ANY COPYRIGHT HOLDER, OR ANY OTHER PARTY WHO MAY MODIFY AND/OR REDISTRIBUTE THE LIBRARY AS PERMITTED ABOVE, BE LIABLE TO YOU FOR DAMAGES, INCLUDING ANY GENERAL, SPECIAL, INCIDENTAL OR CONSEQUENTIAL DAMAGES ARISING OUT OF THE USE OR INABILITY TO USE THE LIBRARY (INCLUDING BUT NOT LIMITED TO LOSS OF DATA OR DATA BEING RENDERED INACCURATE OR LOSSES SUSTAINED BY YOU OR THIRD PARTIES OR A FAILURE OF THE LIBRARY TO OPERATE WITH ANY OTHER SOFTWARE), EVEN IF SUCH HOLDER OR OTHER PARTY HAS BEEN ADVISED OF THE POSSIBILITY OF SUCH DAMAGES.  
END OF TERMS AND CONDITIONS

#### How to Apply These Terms to Your New Libraries

If you develop a new library, and you want it to be of the greatest possible use to the public, we recommend making it free software that everyone can redistribute and change. You can do so by permitting redistribution under these terms (or, alternatively, under the terms of the ordinary General Public License).

To apply these terms, attach the following notices to the library. It is safest to attach them to the start of each source file to most effectively convey the exclusion of warranty; and each file should have at least the "copyright" line and a pointer to where the full notice is found.

one line to give the library's name and an idea of what it does.  
Copyright (C) year name of author

This library is free software; you can redistribute it and/or modify it under the terms of the GNU Lesser General Public License as published by the Free Software Foundation; either

version 2.1 of the License, or (at your option) any later version.

This library is distributed in the hope that it will be useful, but WITHOUT ANY WARRANTY; without even the implied warranty of MERCHANTABILITY or FITNESS FOR A PARTICULAR PURPOSE. See the GNU Lesser General Public License for more details.

You should have received a copy of the GNU Lesser General Public License along with this library; if not, write to the Free Software Foundation, Inc., 51 Franklin Street, Fifth Floor, Boston, MA 02110-1301 USA

Also add information on how to contact you by electronic and paper mail.

You should also get your employer (if you work as a programmer) or your school, if any, to sign a "copyright disclaimer" for the library, if necessary. Here is a sample; alter the names:

Yoyodyne, Inc., hereby disclaims all copyright interest in the library 'Frob' (a library for tweaking knobs) written by James Random Hacker.

signature of Ty Coon, 1 April 1990  
Ty Coon, President of Vice

That's all there is to it!

## Mozilla Public License, Version 2.0

Mozilla Public License Version 2.0

=====

### 1. Definitions

-----

- 1.1. "Contributor" means each individual or legal entity that creates, contributes to the creation of, or owns Covered Software.
- 1.2. "Contributor Version" means the combination of the Contributions of others (if any) used by a Contributor and that particular Contributor's Contribution.
- 1.3. "Contribution" means Covered Software of a particular Contributor.
- 1.4. "Covered Software" means Source Code Form to which the initial Contributor has attached the notice in Exhibit A, the Executable Form of such Source Code Form, and Modifications of such Source Code Form, in each case including portions thereof.
- 1.5. "Incompatible With Secondary Licenses" means
  - (a) that the initial Contributor has attached the notice described in Exhibit B to the Covered Software; or
  - (b) that the Covered Software was made available under the terms of version 1.1 or earlier of the License, but not also under the terms of a Secondary License.
- 1.6. "Executable Form" means any form of the work other than Source Code Form.
- 1.7. "Larger Work" means a work that combines Covered Software with other material, in a separate file or files, that is not Covered Software.
- 1.8. "License" means this document.
- 1.9. "Licensable" means having the right to grant, to the maximum extent possible, whether at the time of the initial grant or subsequently, any and all of the rights conveyed by this License.
- 1.10. "Modifications" means any of the following:
  - (a) any file in Source Code Form that results from an addition to, deletion from, or modification of the contents of Covered Software; or
  - (b) any new file in Source Code Form that contains any Covered Software.
- 1.11. "Patent Claims" of a Contributor means any patent claim(s), including without limitation, method, process, and apparatus claims, in any patent Licensable by such

Contributor that would be infringing, but for the grant of the License, by the making, using, selling, offering for sale, having made, import, or transfer of either its Contributions or its Contributor Version.

#### 1.12. "Secondary License"

means either the GNU General Public License, Version 2.0, the GNU Lesser General Public License, Version 2.1, the GNU Affero General Public License, Version 3.0, or any later versions of those licenses.

#### 1.13. "Source Code Form"

means the form of the work preferred for making modifications.

#### 1.14. "You" (or "Your")

means an individual or a legal entity exercising rights under this License. For legal entities, "You" includes any entity that controls, is controlled by, or is under common control with You. For purposes of this definition, "control" means (a) the power, direct or indirect, to cause the direction or management of such entity, whether by contract or otherwise, or (b) ownership of more than fifty percent (50%) of the outstanding shares or beneficial ownership of such entity.

## 2. License Grants and Conditions

### 2.1. Grants

Each Contributor hereby grants You a world-wide, royalty-free, non-exclusive license:

- (a) under intellectual property rights (other than patent or trademark) Licensable by such Contributor to use, reproduce, make available, modify, display, perform, distribute, and otherwise exploit its Contributions, either on an unmodified basis, with Modifications, or as part of a Larger Work; and
- (b) under Patent Claims of such Contributor to make, use, sell, offer for sale, have made, import, and otherwise transfer either its Contributions or its Contributor Version.

### 2.2. Effective Date

The licenses granted in Section 2.1 with respect to any Contribution become effective for each Contribution on the date the Contributor first distributes such Contribution.

### 2.3. Limitations on Grant Scope

The licenses granted in this Section 2 are the only rights granted under this License. No additional rights or licenses will be implied from the distribution or licensing of Covered Software under this License.

Notwithstanding Section 2.1(b) above, no patent license is granted by a Contributor:

- (a) for any code that a Contributor has removed from Covered Software; or
- (b) for infringements caused by: (i) Your and any other third party's modifications of Covered Software, or (ii) the combination of its Contributions with other software (except as part of its Contributor Version); or
- (c) under Patent Claims infringed by Covered Software in the absence of its Contributions.

This License does not grant any rights in the trademarks, service marks, or logos of any Contributor (except as may be necessary to comply with the notice requirements in Section 3.4).

### 2.4. Subsequent Licenses

No Contributor makes additional grants as a result of Your choice to distribute the Covered Software under a subsequent version of this License (see Section 10.2) or under the terms of a Secondary License (if permitted under the terms of Section 3.3).

### 2.5. Representation

Each Contributor represents that the Contributor believes its Contributions are its original creation(s) or it has sufficient rights to grant the rights to its Contributions conveyed by this License.

### 2.6. Fair Use

This License is not intended to limit any rights You have under applicable copyright doctrines of fair use, fair dealing, or other equivalents.

### 2.7. Conditions

Sections 3.1, 3.2, 3.3, and 3.4 are conditions of the licenses granted in Section 2.1.

## 3. Responsibilities

### 3.1. Distribution of Source Form

All distribution of Covered Software in Source Code Form, including any Modifications that You create or to which You contribute, must be under the terms of this License. You must inform recipients that the Source Code Form of the Covered Software is governed by the terms of this License, and how they can obtain a copy of this License. You may not attempt to alter or restrict the recipients' rights in the Source Code Form.

### 3.2. Distribution of Executable Form

If You distribute Covered Software in Executable Form then:

(a) such Covered Software must also be made available in Source Code Form, as described in Section 3.1, and You must inform recipients of the Executable Form how they can obtain a copy of such Source Code Form by reasonable means in a timely manner, at a charge no more than the cost of distribution to the recipient; and

(b) You may distribute such Executable Form under the terms of this License, or sublicense it under different terms, provided that the license for the Executable Form does not attempt to limit or alter the recipients' rights in the Source Code Form under this License.

### 3.3. Distribution of a Larger Work

You may create and distribute a Larger Work under terms of Your choice, provided that You also comply with the requirements of this License for the Covered Software. If the Larger Work is a combination of Covered Software with a work governed by one or more Secondary Licenses, and the Covered Software is not Incompatible With Secondary Licenses, this License permits You to additionally distribute such Covered Software under the terms of such Secondary License(s), so that the recipient of the Larger Work may, at their option, further distribute the Covered Software under the terms of either this License or such Secondary License(s).

### 3.4. Notices

You may not remove or alter the substance of any license notices (including copyright notices, patent notices, disclaimers of warranty, or limitations of liability) contained within the Source Code Form of the Covered Software, except that You may alter any license notices to the extent required to remedy known factual inaccuracies.

### 3.5. Application of Additional Terms

You may choose to offer, and to charge a fee for, warranty, support, indemnity or liability obligations to one or more recipients of Covered Software. However, You may do so only on Your own behalf, and not on behalf of any Contributor. You must make it absolutely clear that any such warranty, support, indemnity, or liability obligation is offered by You alone, and You hereby agree to indemnify every Contributor for any liability incurred by such Contributor as a result of warranty, support, indemnity or liability terms You offer. You may include additional disclaimers of warranty and limitations of liability specific to any jurisdiction.

## 4. Inability to Comply Due to Statute or Regulation

If it is impossible for You to comply with any of the terms of this License with respect to some or all of the Covered Software due to statute, judicial order, or regulation then You must: (a) comply with the terms of this License to the maximum extent possible; and (b) describe the limitations and the code they affect. Such description must be placed in a text file included with all distributions of the Covered Software under this License. Except to the extent prohibited by statute or regulation, such description must be sufficiently detailed for a recipient of ordinary skill to be able to understand it.

## 5. Termination

5.1. The rights granted under this License will terminate automatically if You fail to comply with any of its terms. However, if You become compliant, then the rights granted under this License from a particular Contributor are reinstated (a) provisionally, unless and until such Contributor explicitly and finally terminates Your grants, and (b) on an ongoing basis, if such Contributor fails to notify You of the non-compliance by some reasonable means prior to 60 days after You have come back into compliance. Moreover, Your grants from a particular Contributor are reinstated on an ongoing basis if such Contributor notifies You of the non-compliance by some reasonable means, this is the first time You have received notice of non-compliance with this License from such Contributor, and You become compliant prior to 30 days after Your receipt of the notice.

5.2. If You initiate litigation against any entity by asserting a patent infringement claim (excluding declaratory judgment actions, counter-claims, and cross-claims) alleging that a Contributor Version directly or indirectly infringes any patent, then the rights granted to You by any and all Contributors for the Covered Software under Section 2.1 of this License shall terminate.

5.3. In the event of termination under Sections 5.1 or 5.2 above, all end user license agreements (excluding distributors and resellers) which have been validly granted by You or Your distributors under this License prior to termination shall survive termination.

\*\*\*\*\*  
\* 6. Disclaimer of Warranty \*  
\* ----- \*  
\* \*  
\* Covered Software is provided under this License on an "as is" \*  
\* basis, without warranty of any kind, either expressed, implied, or \*  
\* statutory, including, without limitation, warranties that the \*  
\* Covered Software is free of defects, merchantable, fit for a \*  
\* particular purpose or non-infringing. The entire risk as to the \*  
\* quality and performance of the Covered Software is with You. \*  
\* Should any Covered Software prove defective in any respect, You \*  
\* (not any Contributor) assume the cost of any necessary servicing, \*  
\* repair, or correction. This disclaimer of warranty constitutes an \*  
\* essential part of this License. No use of any Covered Software is \*  
\* authorized under this License except under this disclaimer. \*  
\* \*  
\*\*\*\*\*

\*\*\*\*\*  
\* 7. Limitation of Liability \*  
\* ----- \*  
\* \*  
\* Under no circumstances and under no legal theory, whether tort \*  
\* (including negligence), contract, or otherwise, shall any \*  
\* Contributor, or anyone who distributes Covered Software as \*  
\* permitted above, be liable to You for any direct, indirect, \*  
\* special, incidental, or consequential damages of any character \*  
\* including, without limitation, damages for lost profits, loss of \*  
\* goodwill, work stoppage, computer failure or malfunction, or any \*  
\* and all other commercial damages or losses, even if such party \*  
\* shall have been informed of the possibility of such damages. This \*  
\* limitation of liability shall not apply to liability for death or \*  
\* personal injury resulting from such party's negligence to the \*  
\* extent applicable law prohibits such limitation. Some \*  
\* jurisdictions do not allow the exclusion or limitation of \*  
\* incidental or consequential damages, so this exclusion and \*  
\* limitation may not apply to You. \*  
\* \*  
\*\*\*\*\*

## 8. Litigation

Any litigation relating to this License may be brought only in the courts of a jurisdiction where the defendant maintains its principal place of business and such litigation shall be governed by laws of that jurisdiction, without reference to its conflict-of-law provisions. Nothing in this Section shall prevent a party's ability to bring cross-claims or counter-claims.

## 9. Miscellaneous

This License represents the complete agreement concerning the subject matter hereof. If any provision of this License is held to be unenforceable, such provision shall be reformed only to the extent necessary to make it enforceable. Any law or regulation which provides that the language of a contract shall be construed against the drafter shall not be used to construe this License against a Contributor.

## 10. Versions of the License

### 10.1. New Versions

Mozilla Foundation is the license steward. Except as provided in Section 10.3, no one other than the license steward has the right to modify or publish new versions of this License. Each version will be given a distinguishing version number.

### 10.2. Effect of New Versions

You may distribute the Covered Software under the terms of the version of the License under which You originally received the Covered Software, or under the terms of any subsequent version published by the license steward.

### 10.3. Modified Versions

If you create software not governed by this License, and you want to create a new license for such software, you may create and use a modified version of this License if you rename the license and remove any references to the name of the license steward (except to note that such modified license differs from this License).

### 10.4. Distributing Source Code Form that is Incompatible With Secondary Licenses

If You choose to distribute Source Code Form that is Incompatible With Secondary Licenses under the terms of this version of the License, the notice described in Exhibit B of this License must be attached.

#### Exhibit A - Source Code Form License Notice

-----  
This Source Code Form is subject to the terms of the Mozilla Public License, v. 2.0. If a copy of the MPL was not distributed with this file, You can obtain one at <http://mozilla.org/MPL/2.0/>.

If it is not possible or desirable to put the notice in a particular file, then You may include the notice in a location (such as a LICENSE file in a relevant directory) where a recipient would be likely to look for such a notice.

You may add additional accurate notices of copyright ownership.

#### Exhibit B - "Incompatible With Secondary Licenses" Notice

-----  
This Source Code Form is "Incompatible With Secondary Licenses", as defined by the Mozilla Public License, v. 2.0.

## Orbiter main unit

### Apache License

[CMSIS CPU core / compiler support](#)  
Copyright (c) 2009-2017 ARM Limited. All rights reserved.

SPDX-License-Identifier: Apache-2.0

Licensed under the Apache License, Version 2.0 (the License); you may not use this file except in compliance with the License. You may obtain a copy of the License at

[www.apache.org/licenses/LICENSE-2.0](http://www.apache.org/licenses/LICENSE-2.0)

Unless required by applicable law or agreed to in writing, software distributed under the License is distributed on an AS IS BASIS, WITHOUT WARRANTIES OR CONDITIONS OF ANY KIND, either express or implied. See the License for the specific language governing permissions and limitations under the License.

### OpenSSL

Apache License, Version 2.0, refer to section "Common licenses used by multiple open source packages" earlier in this document.

### BSD license

#### [glib-2.0](#)

Copyright (c) 1997-2012 University of Cambridge

-----  
Redistribution and use in source and binary forms, with or without modification, are permitted provided that the following conditions are met:

\* Redistributions of source code must retain the above copyright notice, this list of conditions and the following disclaimer.

\* Redistributions in binary form must reproduce the above copyright notice, this list of conditions and the following disclaimer in the documentation and/or other materials provided with the distribution.

\* Neither the name of the University of Cambridge nor the names of its contributors may be used to endorse or promote products derived from this software without specific prior written permission.

THIS SOFTWARE IS PROVIDED BY THE COPYRIGHT HOLDERS AND CONTRIBUTORS "AS IS" AND ANY EXPRESS OR IMPLIED WARRANTIES, INCLUDING, BUT NOT LIMITED TO, THE IMPLIED WARRANTIES OF MERCHANTABILITY AND FITNESS FOR A PARTICULAR PURPOSE ARE DISCLAIMED. IN NO EVENT SHALL THE COPYRIGHT OWNER OR CONTRIBUTORS BE LIABLE FOR ANY DIRECT, INDIRECT, INCIDENTAL, SPECIAL, EXEMPLARY, OR CONSEQUENTIAL DAMAGES (INCLUDING, BUT NOT LIMITED TO, PROCUREMENT OF SUBSTITUTE GOODS OR SERVICES; LOSS OF USE, DATA, OR PROFITS; OR BUSINESS



INTERRUPTION) HOWEVER CAUSED AND ON ANY THEORY OF LIABILITY, WHETHER IN CONTRACT, STRICT LIABILITY, OR TORT (INCLUDING NEGLIGENCE OR OTHERWISE) ARISING IN ANY WAY OUT OF THE USE OF THIS SOFTWARE, EVEN IF ADVISED OF THE POSSIBILITY OF SUCH DAMAGE.

#### libbc

This license applies to all files in directory and its subdirectories, unless otherwise noted in individual files.

-----

Some files are derived from files copyrighted by the Regents of The University of California, and are available under the following license:

Note: The advertising clause in the license appearing on BSD Unix files was officially rescinded by the Director of the Office of Technology Licensing of the University of California on July 22 1999. He states that clause 3 is "hereby deleted in its entirety."

#### Copyright (c)

The Regents of the University of California. All rights reserved.

Redistribution and use in source and binary forms, with or without modification, are permitted provided that the following conditions are met:

1. Redistributions of source code must retain the above copyright notice, this list of conditions and the following disclaimer.
2. Redistributions in binary form must reproduce the above copyright notice, this list of conditions and the following disclaimer in the documentation and/or other materials provided with the distribution.
3. All advertising materials mentioning features or use of this software must display the following acknowledgement:

This product includes software developed by the University of California, Berkeley and its contributors.

4. Neither the name of the University nor the names of its contributors may be used to endorse or promote products derived from this software without specific prior written permission.

THIS SOFTWARE IS PROVIDED BY THE REGENTS AND CONTRIBUTORS "AS IS" AND ANY EXPRESS OR IMPLIED WARRANTIES, INCLUDING, BUT NOT LIMITED TO, THE IMPLIED WARRANTIES OF MERCHANTABILITY AND FITNESS FOR A PARTICULAR PURPOSE ARE DISCLAIMED. IN NO EVENT SHALL THE REGENTS OR CONTRIBUTORS BE LIABLE FOR ANY DIRECT, INDIRECT, INCIDENTAL, SPECIAL, EXEMPLARY, OR CONSEQUENTIAL DAMAGES (INCLUDING, BUT NOT LIMITED TO, PROCUREMENT OF SUBSTITUTE GOODS OR SERVICES; LOSS OF USE, DATA, OR PROFITS; OR BUSINESS INTERRUPTION) HOWEVER CAUSED AND ON ANY THEORY OF LIABILITY, WHETHER IN CONTRACT, STRICT LIABILITY, OR TORT (INCLUDING NEGLIGENCE OR OTHERWISE) ARISING IN ANY WAY OUT OF THE USE OF THIS SOFTWARE, EVEN IF ADVISED OF THE POSSIBILITY OF SUCH DAMAGE.

#### libcap

Unless otherwise \*explicitly\* stated, the following text describes the licensed conditions under which the contents of this libcap release may be used and distributed:

-----  
Redistribution and use in source and binary forms of libcap, with or without modification, are permitted provided that the following conditions are met:

1. Redistributions of source code must retain any existing copyright notice, and this entire permission notice in its entirety, including the disclaimer of warranties.
2. Redistributions in binary form must reproduce all prior and current copyright notices, this list of conditions, and the following disclaimer in the documentation and/or other materials provided with the distribution.
3. The name of any author may not be used to endorse or promote products derived from this software without their specific prior written permission.

ALTERNATIVELY, this product may be distributed under the terms of the GNU General Public License (v2.0 - see below), in which case the provisions of the GNU GPL are required INSTEAD OF the above restrictions. (This clause is necessary due to a potential conflict between the GNU GPL and the restrictions contained in a BSD-style copyright.)

THIS SOFTWARE IS PROVIDED "AS IS" AND ANY EXPRESS OR IMPLIED WARRANTIES, INCLUDING, BUT NOT LIMITED TO, THE IMPLIED WARRANTIES OF MERCHANTABILITY AND FITNESS FOR A PARTICULAR PURPOSE ARE DISCLAIMED. IN NO EVENT SHALL THE AUTHOR(S) BE LIABLE FOR ANY DIRECT, INDIRECT, INCIDENTAL, SPECIAL, EXEMPLARY, OR CONSEQUENTIAL DAMAGES (INCLUDING, BUT NOT LIMITED TO, PROCUREMENT OF SUBSTITUTE GOODS OR SERVICES; LOSS OF USE, DATA, OR PROFITS; OR BUSINESS INTERRUPTION)

HOWEVER CAUSED AND ON ANY THEORY OF LIABILITY, WHETHER IN CONTRACT, STRICT LIABILITY, OR TORT (INCLUDING NEGLIGENCE OR OTHERWISE) ARISING IN ANY WAY OUT OF THE USE OF THIS SOFTWARE, EVEN IF ADVISED OF THE POSSIBILITY OF SUCH DAMAGE.

#### libkcapi

Copyright (C) 2016 - 2021, Stephan Mueller <smueller@chironox.de>

Redistribution and use in source and binary forms, with or without modification, are permitted provided that the following conditions are met:

1. Redistributions of source code must retain the above copyright notice, and the entire permission notice in its entirety, including the disclaimer of warranties.
2. Redistributions in binary form must reproduce the above copyright notice, this list of conditions and the following disclaimer in the documentation and/or other materials provided with the distribution.
3. The name of the author may not be used to endorse or promote products derived from this software without specific prior written permission.

ALTERNATIVELY, this product may be distributed under the terms of the GNU General Public License, in which case the provisions of the GPL2 are required INSTEAD OF the above restrictions. (This clause is necessary due to a potential bad interaction between the GPL and the restrictions contained in a BSD-style copyright.)

THIS SOFTWARE IS PROVIDED "AS IS" AND ANY EXPRESS OR IMPLIED WARRANTIES, INCLUDING, BUT NOT LIMITED TO, THE IMPLIED WARRANTIES OF MERCHANTABILITY AND FITNESS FOR A PARTICULAR PURPOSE, ALL OF WHICH ARE HEREBY DISCLAIMED. IN NO EVENT SHALL THE AUTHOR BE LIABLE FOR ANY DIRECT, INDIRECT, INCIDENTAL, SPECIAL, EXEMPLARY, OR CONSEQUENTIAL DAMAGES (INCLUDING, BUT NOT LIMITED TO, PROCUREMENT OF SUBSTITUTE GOODS OR SERVICES; LOSS OF USE, DATA, OR PROFITS; OR BUSINESS INTERRUPTION) HOWEVER CAUSED AND ON ANY THEORY OF LIABILITY, WHETHER IN CONTRACT, STRICT LIABILITY, OR TORT (INCLUDING NEGLIGENCE OR OTHERWISE) ARISING IN ANY WAY OUT OF THE USE OF THIS SOFTWARE, EVEN IF NOT ADVISED OF THE POSSIBILITY OF SUCH DAMAGE.

#### libpcre

PCRE LICENCE

-----

PCRE is a library of functions to support regular expressions whose syntax and semantics are as close as possible to those of the Perl 5 language.

Release 8 of PCRE is distributed under the terms of the "BSD" licence, as specified below. The documentation for PCRE, supplied in the "doc" directory, is distributed under the same terms as the software itself. The data in the testdata directory is not copyrighted and is in the public domain.

The basic library functions are written in C and are freestanding. Also included in the distribution is a set of C++ wrapper functions, and a just-in-time compiler that can be used to optimize pattern matching. These are both optional features that can be omitted when the library is built.

#### THE BASIC LIBRARY FUNCTIONS

-----  
Written by: Philip Hazel  
Email local part: ph10  
Email domain: cam.ac.uk

University of Cambridge Computing Service,  
Cambridge, England.

Copyright (c) 1997-2021 University of Cambridge  
All rights reserved.

#### PCRE JUST-IN-TIME COMPILATION SUPPORT

-----  
Written by: Zoltan Herczeg  
Email local part: hzmester  
Email domain: freemail.hu

Copyright(c) 2010-2021 Zoltan Herczeg  
All rights reserved.

#### STACK-LESS JUST-IN-TIME COMPILER

-----  
Written by: Zoltan Herczeg  
Email local part: hzmester  
Email domain: freemail.hu

Copyright(c) 2009-2021 Zoltan Herczeg  
All rights reserved.

#### THE C++ WRAPPER FUNCTIONS

-----  
Contributed by: Google Inc.

Copyright (c) 2007-2012, Google Inc.  
All rights reserved.

#### THE "BSD" LICENCE

Redistribution and use in source and binary forms, with or without modification, are permitted provided that the following conditions are met:

- \* Redistributions of source code must retain the above copyright notice, this list of conditions and the following disclaimer.
- \* Redistributions in binary form must reproduce the above copyright notice, this list of conditions and the following disclaimer in the documentation and/or other materials provided with the distribution.
- \* Neither the name of the University of Cambridge nor the name of Google Inc. nor the names of their contributors may be used to endorse or promote products derived from this software without specific prior written permission.

THIS SOFTWARE IS PROVIDED BY THE COPYRIGHT HOLDERS AND CONTRIBUTORS "AS IS" AND ANY EXPRESS OR IMPLIED WARRANTIES, INCLUDING, BUT NOT LIMITED TO, THE IMPLIED WARRANTIES OF MERCHANTABILITY AND FITNESS FOR A PARTICULAR PURPOSE ARE DISCLAIMED. IN NO EVENT SHALL THE COPYRIGHT OWNER OR CONTRIBUTORS BE LIABLE FOR ANY DIRECT, INDIRECT, INCIDENTAL, SPECIAL, EXEMPLARY, OR CONSEQUENTIAL DAMAGES (INCLUDING, BUT NOT LIMITED TO, PROCUREMENT OF SUBSTITUTE GOODS OR SERVICES; LOSS OF USE, DATA, OR PROFITS; OR BUSINESS INTERRUPTION) HOWEVER CAUSED AND ON ANY THEORY OF LIABILITY, WHETHER IN CONTRACT, STRICT LIABILITY, OR TORT (INCLUDING NEGLIGENCE OR OTHERWISE) ARISING IN ANY WAY OUT OF THE USE OF THIS SOFTWARE, EVEN IF ADVISED OF THE POSSIBILITY OF SUCH DAMAGE.

End

#### newlib

Parts of libc/misc:

Copyright (C) 2004,2010 CodeSourcery, LLC

Permission to use, copy, modify, and distribute this file for any purpose is hereby granted without fee, provided that the above copyright notice and this notice appears in all copies.

This file is distributed WITHOUT ANY WARRANTY; without even the implied warranty of MERCHANTABILITY or FITNESS FOR A PARTICULAR PURPOSE.

libc/machine/arm (most assembler files):

Copyright (c) 2008,2013-2015 ARM Ltd  
All rights reserved.

Redistribution and use in source and binary forms, with or without modification, are permitted provided that the following conditions are met:

1. Redistributions of source code must retain the above copyright notice, this list of conditions and the following disclaimer.
2. Redistributions in binary form must reproduce the above copyright notice, this list of conditions and the following disclaimer in the documentation and/or other materials provided with the distribution.
3. The name of the company may not be used to endorse or promote products derived from this software without specific prior written permission.

THIS SOFTWARE IS PROVIDED BY ARM LTD "AS IS" AND ANY EXPRESS OR IMPLIED WARRANTIES, INCLUDING, BUT NOT LIMITED TO, THE IMPLIED WARRANTIES OF MERCHANTABILITY AND FITNESS FOR A PARTICULAR PURPOSE ARE DISCLAIMED. IN NO EVENT SHALL ARM LTD BE LIABLE FOR ANY DIRECT, INDIRECT, INCIDENTAL, SPECIAL, EXEMPLARY, OR CONSEQUENTIAL DAMAGES (INCLUDING, BUT NOT LIMITED TO, PROCUREMENT OF SUBSTITUTE GOODS OR SERVICES; LOSS OF USE, DATA, OR PROFITS; OR BUSINESS INTERRUPTION) HOWEVER CAUSED AND ON ANY THEORY OF LIABILITY, WHETHER IN CONTRACT, STRICT LIABILITY, OR TORT (INCLUDING NEGLIGENCE OR OTHERWISE) ARISING IN ANY WAY OUT OF THE USE OF THIS SOFTWARE, EVEN IF ADVISED OF THE POSSIBILITY OF SUCH DAMAGE.

#### protobuf

Copyright 2008 Google Inc. All rights reserved.

Redistribution and use in source and binary forms, with or without modification, are permitted provided that the following conditions are met:

- \* Redistributions of source code must retain the above copyright notice, this list of conditions and the following disclaimer.
- \* Redistributions in binary form must reproduce the above copyright notice, this list of conditions and the following disclaimer in the documentation and/or other materials provided with the

distribution.

\* Neither the name of Google Inc. nor the names of its contributors may be used to endorse or promote products derived from this software without specific prior written permission.

THIS SOFTWARE IS PROVIDED BY THE COPYRIGHT HOLDERS AND CONTRIBUTORS "AS IS" AND ANY EXPRESS OR IMPLIED WARRANTIES, INCLUDING, BUT NOT LIMITED TO, THE IMPLIED WARRANTIES OF MERCHANTABILITY AND FITNESS FOR A PARTICULAR PURPOSE ARE DISCLAIMED. IN NO EVENT SHALL THE COPYRIGHT OWNER OR CONTRIBUTORS BE LIABLE FOR ANY DIRECT, INDIRECT, INCIDENTAL, SPECIAL, EXEMPLARY, OR CONSEQUENTIAL DAMAGES (INCLUDING, BUT NOT LIMITED TO, PROCUREMENT OF SUBSTITUTE GOODS OR SERVICES; LOSS OF USE, DATA, OR PROFITS; OR BUSINESS INTERRUPTION) HOWEVER CAUSED AND ON ANY THEORY OF LIABILITY, WHETHER IN CONTRACT, STRICT LIABILITY, OR TORT (INCLUDING NEGLIGENCE OR OTHERWISE) ARISING IN ANY WAY OUT OF THE USE OF THIS SOFTWARE, EVEN IF ADVISED OF THE POSSIBILITY OF SUCH DAMAGE.

Code generated by the Protocol Buffer compiler is owned by the owner of the input file used when generating it. This code is not standalone and requires a support library to be linked with it. This support library is itself covered by the above license.

#### STM32F7xx CMSIS + HAL driver

© COPYRIGHT(c) 2016,2017,2018,2020 STMicroelectronics

Redistribution and use in source and binary forms, with or without modification, are permitted provided that the following conditions are met:

1. Redistributions of source code must retain the above copyright notice, this list of conditions and the following disclaimer.
2. Redistributions in binary form must reproduce the above copyright notice, this list of conditions and the following disclaimer in the documentation and/or other materials provided with the distribution.
3. Neither the name of STMicroelectronics nor the names of its contributors may be used to endorse or promote products derived from this software without specific prior written permission.

THIS SOFTWARE IS PROVIDED BY THE COPYRIGHT HOLDERS AND CONTRIBUTORS "AS IS" AND ANY EXPRESS OR IMPLIED WARRANTIES, INCLUDING, BUT NOT LIMITED TO, THE IMPLIED WARRANTIES OF MERCHANTABILITY AND FITNESS FOR A PARTICULAR PURPOSE ARE DISCLAIMED. IN NO EVENT SHALL THE COPYRIGHT HOLDER OR CONTRIBUTORS BE LIABLE FOR ANY DIRECT, INDIRECT, INCIDENTAL, SPECIAL, EXEMPLARY, OR CONSEQUENTIAL DAMAGES (INCLUDING, BUT NOT LIMITED TO, PROCUREMENT OF SUBSTITUTE GOODS OR SERVICES; LOSS OF USE, DATA, OR PROFITS; OR BUSINESS INTERRUPTION) HOWEVER CAUSED AND ON ANY THEORY OF LIABILITY, WHETHER IN CONTRACT, STRICT LIABILITY, OR TORT (INCLUDING NEGLIGENCE OR OTHERWISE) ARISING IN ANY WAY OUT OF THE USE OF THIS SOFTWARE, EVEN IF ADVISED OF THE POSSIBILITY OF SUCH DAMAGE.

#### util-linux-libuuid

Redistribution and use in source and binary forms, with or without modification, are permitted provided that the following conditions are met:

1. Redistributions of source code must retain the above copyright notice, and the entire permission notice in its entirety, including the disclaimer of warranties.
2. Redistributions in binary form must reproduce the above copyright notice, this list of conditions and the following disclaimer in the documentation and/or other materials provided with the distribution.
3. The name of the author may not be used to endorse or promote products derived from this software without specific prior written permission.

THIS SOFTWARE IS PROVIDED "AS IS" AND ANY EXPRESS OR IMPLIED WARRANTIES, INCLUDING, BUT NOT LIMITED TO, THE IMPLIED WARRANTIES OF MERCHANTABILITY AND FITNESS FOR A PARTICULAR PURPOSE, ALL OF WHICH ARE HEREBY DISCLAIMED. IN NO EVENT SHALL THE AUTHOR BE LIABLE FOR ANY DIRECT, INDIRECT, INCIDENTAL, SPECIAL, EXEMPLARY, OR CONSEQUENTIAL DAMAGES (INCLUDING, BUT NOT LIMITED TO, PROCUREMENT OF SUBSTITUTE GOODS OR SERVICES; LOSS OF USE, DATA, OR PROFITS; OR BUSINESS INTERRUPTION) HOWEVER CAUSED AND ON ANY THEORY OF LIABILITY, WHETHER IN CONTRACT, STRICT LIABILITY, OR TORT (INCLUDING NEGLIGENCE OR OTHERWISE) ARISING IN ANY WAY OUT OF THE USE OF THIS SOFTWARE, EVEN IF NOT ADVISED OF THE POSSIBILITY OF SUCH DAMAGE.

#### MIT license

Expat

Copyright (c) 1998-2000 Thai Open Source Software Center Ltd and Clark Cooper

Copyright (c) 2001-2019 Expat maintainers

Permission is hereby granted, free of charge, to any person obtaining a copy of this software and associated documentation files (the "Software"), to deal in the

Software without restriction, including without limitation the rights to use, copy, modify, merge, publish, distribute, sublicense, and/or sell copies of the Software, and to permit persons to whom the Software is furnished to do so, subject to the following conditions:

The above copyright notice and this permission notice shall be included in all copies or substantial portions of the Software.

THE SOFTWARE IS PROVIDED "AS IS", WITHOUT WARRANTY OF ANY KIND, EXPRESS OR IMPLIED, INCLUDING BUT NOT LIMITED TO THE WARRANTIES OF MERCHANTABILITY, FITNESS FOR A PARTICULAR PURPOSE AND NONINFRINGEMENT. IN NO EVENT SHALL THE AUTHORS OR COPYRIGHT HOLDERS BE LIABLE FOR ANY CLAIM, DAMAGES OR OTHER LIABILITY, WHETHER IN AN ACTION OF CONTRACT, TORT OR OTHERWISE, ARISING FROM, OUT OF OR IN CONNECTION WITH THE SOFTWARE OR THE USE OR OTHER DEALINGS IN THE SOFTWARE.

#### libc

This license applies to all files in directory and its subdirectories, unless otherwise noted in individual files.

Some files are derived from files derived from the include/ directory of the Linux kernel, and are licensed under the terms of the GNU General Public License, version 2, as released by the Free Software Foundation, Inc.; incorporated herein by reference.

----

For all remaining files, the following license applies:

Permission is hereby granted, free of charge, to any person obtaining a copy of this software and associated documentation files (the "Software"), to deal in the Software without restriction, including without limitation the rights to use, copy, modify, merge, publish, distribute, sublicense, and/or sell copies of the Software, and to permit persons to whom the Software is furnished to do so, subject to the following conditions:

Any copyright notice(s) and this permission notice shall be included in all copies or substantial portions of the Software.

THE SOFTWARE IS PROVIDED "AS IS", WITHOUT WARRANTY OF ANY KIND, EXPRESS OR IMPLIED, INCLUDING BUT NOT LIMITED TO THE WARRANTIES OF MERCHANTABILITY, FITNESS FOR A PARTICULAR PURPOSE AND NONINFRINGEMENT. IN NO EVENT SHALL THE AUTHORS OR COPYRIGHT HOLDERS BE LIABLE FOR ANY CLAIM, DAMAGES OR OTHER LIABILITY, WHETHER IN AN ACTION OF CONTRACT, TORT OR OTHERWISE, ARISING FROM, OUT OF OR IN CONNECTION WITH THE SOFTWARE OR THE USE OR OTHER DEALINGS IN THE SOFTWARE.

#### libfdcpp

The MIT License (MIT)

Copyright (c) <2015> Steffen Nüssle

Permission is hereby granted, free of charge, to any person obtaining a copy of this software and associated documentation files (the "Software"), to deal in the Software without restriction, including without limitation the rights to use, copy, modify, merge, publish, distribute, sublicense, and/or sell copies of the Software, and to permit persons to whom the Software is furnished to do so, subject to the following conditions:

The above copyright notice and this permission notice shall be included in all copies or substantial portions of the Software.

THE SOFTWARE IS PROVIDED "AS IS", WITHOUT WARRANTY OF ANY KIND, EXPRESS OR IMPLIED, INCLUDING BUT NOT LIMITED TO THE WARRANTIES OF MERCHANTABILITY, FITNESS FOR A PARTICULAR PURPOSE AND NONINFRINGEMENT. IN NO EVENT SHALL THE AUTHORS OR COPYRIGHT HOLDERS BE LIABLE FOR ANY CLAIM, DAMAGES OR OTHER LIABILITY, WHETHER IN AN ACTION OF CONTRACT, TORT OR OTHERWISE, ARISING FROM, OUT OF OR IN CONNECTION WITH THE SOFTWARE OR THE USE OR OTHER DEALINGS IN THE SOFTWARE.

#### libffi

libffi - Copyright (c) 1996-2021 Anthony Green, Red Hat, Inc and others. See source files for details.

Permission is hereby granted, free of charge, to any person obtaining a copy of this software and associated documentation files (the "Software"), to deal in the Software without restriction, including without limitation the rights to use, copy, modify, merge, publish, distribute, sublicense, and/or sell copies of the Software, and to permit persons to whom the Software is furnished to do so, subject to the following conditions:

The above copyright notice and this permission notice shall be included in all copies or substantial portions of the Software.

THE SOFTWARE IS PROVIDED "AS IS", WITHOUT WARRANTY OF ANY KIND, EXPRESS OR IMPLIED, INCLUDING BUT NOT LIMITED TO THE WARRANTIES OF MERCHANTABILITY, FITNESS FOR A PARTICULAR PURPOSE AND NONINFRINGEMENT. IN NO EVENT SHALL THE AUTHORS

OR COPYRIGHT HOLDERS BE LIABLE FOR ANY CLAIM, DAMAGES OR OTHER LIABILITY, WHETHER IN AN ACTION OF CONTRACT, TORT OR OTHERWISE, ARISING FROM, OUT OF OR IN CONNECTION WITH THE SOFTWARE OR THE USE OR OTHER DEALINGS IN THE SOFTWARE.

#### Musl libc

musl as a whole is licensed under the following standard MIT license:

-----  
Copyright © 2005-2020 Rich Felker, et al.

Permission is hereby granted, free of charge, to any person obtaining a copy of this software and associated documentation files (the "Software"), to deal in the Software without restriction, including without limitation the rights to use, copy, modify, merge, publish, distribute, sublicense, and/or sell copies of the Software, and to permit persons to whom the Software is furnished to do so, subject to the following conditions:

The above copyright notice and this permission notice shall be included in all copies or substantial portions of the Software.

THE SOFTWARE IS PROVIDED "AS IS", WITHOUT WARRANTY OF ANY KIND, EXPRESS OR IMPLIED, INCLUDING BUT NOT LIMITED TO THE WARRANTIES OF MERCHANTABILITY, FITNESS FOR A PARTICULAR PURPOSE AND NONINFRINGEMENT. IN NO EVENT SHALL THE AUTHORS OR COPYRIGHT HOLDERS BE LIABLE FOR ANY CLAIM, DAMAGES OR OTHER LIABILITY, WHETHER IN AN ACTION OF CONTRACT, TORT OR OTHERWISE, ARISING FROM, OUT OF OR IN CONNECTION WITH THE SOFTWARE OR THE USE OR OTHER DEALINGS IN THE SOFTWARE.

-----  
Authors/contributors include:

A. Wilcox  
Ada Worcester  
Alex Dowad  
Alex Suykov  
Alexander Monakov  
Andre McCurdy  
Andrew Kelley  
Anthony G. Basile  
Aric Belsito  
Arvid Picciani  
Bartosz Brachaczek  
Benjamin Peterson  
Bobby Bingham  
Boris Brezillon  
Brent Cook  
Chris Spiegel  
Clément Vasseur  
Daniel Micay  
Daniel Sabogal  
Daurnimator  
David Carlier  
David Edelsohn  
Denys Vlasenko  
Dmitry Ivanov  
Dmitry V. Levin  
Drew DeVault  
Emil Renner Berthing  
Fangrui Song  
Felix Fietkau  
Felix Janda  
Gianluca Anzolin  
Hauke Mehrtens  
He X  
Hiltjo Posthuma  
Isaac Dunham  
Jaydeep Patil  
Jens Gustedt  
Jeremy Huntwork  
Jo-Philipp Wich  
Joakim Sindholt  
John Spencer  
Julien Ramseier  
Justin Cormack  
Kaarle Ritvanen  
Khem Raj  
Kylie McClain  
Leah Neukirchen  
Luca Barbato  
Luka Perkovic  
M Farkas-Dyck (Strake)  
Mahesh Bodapati  
Markus Wichmann  
Masanori Ogino  
Michael Clark  
Michael Forney  
Mikhail Kremnyov  
Nataanael Copa



Nicholas J. Kain  
orc  
Pascal Cuoq  
Patrick Oppenlander  
Petr Hosek  
Petr Skocik  
Pierre Carrier  
Reini Urban  
Rich Felker  
Richard Pennington  
Ryan Fairfax  
Samuel Holland  
Segev Finer  
Shiz  
sin  
Solar Designer  
Stefan Kristiansson  
Stefan O'Rear  
Szabolcs Nagy  
Timo Teräs  
Trutz Behn  
Valentin Ochs  
Will Dietz  
William Haddon  
William Pitcock

Portions of this software are derived from third-party works licensed under terms compatible with the above MIT license:

The TRE regular expression implementation (`src/regex/reg*` and `src/regex/tre*`) is Copyright © 2001-2008 Ville Laurikari and licensed under a 2-clause BSD license (license text in the source files). The included version has been heavily modified by Rich Felker in 2012, in the interests of size, simplicity, and namespace cleanliness.

Much of the math library code (`src/math/*` and `src/complex/*`) is Copyright © 1993,2004 Sun Microsystems or Copyright © 2003-2011 David Schultz or Copyright © 2003-2009 Steven G. Kargl or Copyright © 2003-2009 Bruce D. Evans or Copyright © 2008 Stephen L. Moshier or Copyright © 2017-2018 Arm Limited and labelled as such in comments in the individual source files. All have been licensed under extremely permissive terms.

The ARM memcpy code (`src/string/arm/memcpy_el.S`) is Copyright © 2008 The Android Open Source Project and is licensed under a two-clause BSD license. It was taken from Bionic libc, used on Android.

The implementation of DES for crypt (`src/crypt/crypt_des.c`) is Copyright © 1994 David Burren. It is licensed under a BSD license.

The implementation of blowfish crypt (`src/crypt/crypt_blowfish.c`) was originally written by Solar Designer and placed into the public domain. The code also comes with a fallback permissive license for use in jurisdictions that may not recognize the public domain.

The smoothsort implementation (`src/stdlib/qsort.c`) is Copyright © 2011 Valentin Ochs and is licensed under an MIT-style license.

The x86\_64 port was written by Nicholas J. Kain and is licensed under the standard MIT terms.

The mips and microblaze ports were originally written by Richard Pennington for use in the ellcc project. The original code was adapted by Rich Felker for build system and code conventions during upstream integration. It is licensed under the standard MIT terms.

The mips64 port was contributed by Imagination Technologies and is licensed under the standard MIT terms.

The powerpc port was also originally written by Richard Pennington, and later supplemented and integrated by John Spencer. It is licensed under the standard MIT terms.

All other files which have no copyright comments are original works produced specifically for use as part of this library, written either by Rich Felker, the main author of the library, or by one or more contributors listed above. Details on authorship of individual files can be found in the git version control history of the project. The omission of copyright and license comments in each file is in the interest of source tree size.

In addition, permission is hereby granted for all public header files (`include/*` and `arch*/bits/*`) and crt files intended to be linked into applications (`crt/*`, `ldso/dlstart.c`, and `arch*/crt_arch.h`) to omit the copyright notice and permission notice otherwise required by the license, and to use these files without any requirement of attribution. These files include substantial contributions from:

Bobby Bingham  
John Spencer

Nicholas J. Kain  
Rich Felker  
Richard Pennington  
Stefan Kristiansson  
Szabolcs Nagy

all of whom have explicitly granted such permission.

This file previously contained text expressing a belief that most of the files covered by the above exception were sufficiently trivial not to be subject to copyright, resulting in confusion over whether it negated the permissions granted in the license. In the spirit of permissive licensing, and of not having licensing issues being an obstacle to adoption, that text has been removed.

nlohmann-json  
MIT License

Copyright (c) 2013-2022 Niels Lohmann

Permission is hereby granted, free of charge, to any person obtaining a copy of this software and associated documentation files (the "Software"), to deal in the Software without restriction, including without limitation the rights to use, copy, modify, merge, publish, distribute, sublicense, and/or sell copies of the Software, and to permit persons to whom the Software is furnished to do so, subject to the following conditions:

The above copyright notice and this permission notice shall be included in all copies or substantial portions of the Software.

THE SOFTWARE IS PROVIDED "AS IS", WITHOUT WARRANTY OF ANY KIND, EXPRESS OR IMPLIED, INCLUDING BUT NOT LIMITED TO THE WARRANTIES OF MERCHANTABILITY, FITNESS FOR A PARTICULAR PURPOSE AND NONINFRINGEMENT. IN NO EVENT SHALL THE AUTHORS OR COPYRIGHT HOLDERS BE LIABLE FOR ANY CLAIM, DAMAGES OR OTHER LIABILITY, WHETHER IN AN ACTION OF CONTRACT, TORT OR OTHERWISE, ARISING FROM, OUT OF OR IN CONNECTION WITH THE SOFTWARE OR THE USE OR OTHER DEALINGS IN THE SOFTWARE.

swupdate

Permission is hereby granted, free of charge, to any person obtaining a copy of this software and associated documentation files (the "Software"), to deal in the Software without restriction, including without limitation the rights to use, copy, modify, merge, publish, distribute, sublicense, and/or sell copies of the Software, and to permit persons to whom the Software is furnished to do so, subject to the following conditions:

The above copyright notice and this permission notice shall be included in all copies or substantial portions of the Software.

THE SOFTWARE IS PROVIDED "AS IS", WITHOUT WARRANTY OF ANY KIND, EXPRESS OR IMPLIED, INCLUDING BUT NOT LIMITED TO THE WARRANTIES OF MERCHANTABILITY, FITNESS FOR A PARTICULAR PURPOSE AND NONINFRINGEMENT. IN NO EVENT SHALL THE AUTHORS OR COPYRIGHT HOLDERS BE LIABLE FOR ANY CLAIM, DAMAGES OR OTHER LIABILITY, WHETHER IN AN ACTION OF CONTRACT, TORT OR OTHERWISE, ARISING FROM, OUT OF OR IN CONNECTION WITH THE SOFTWARE OR THE USE OR OTHER DEALINGS IN THE SOFTWARE.

tlap

Copyright (c) 2003-2012 Michael E. Smoot  
Copyright (c) 2004-2016 Daniel Aarno  
Copyright (c) 2017-2021 Google Inc.

Permission is hereby granted, free of charge, to any person obtaining a copy of this software and associated documentation files (the "Software"), to deal in the Software without restriction, including without limitation the rights to use, copy, modify, merge, publish, distribute, sublicense, and/or sell copies of the Software, and to permit persons to whom the Software is furnished to do so, subject to the following conditions:

The above copyright notice and this permission notice shall be included in all copies or substantial portions of the Software.

THE SOFTWARE IS PROVIDED "AS IS", WITHOUT WARRANTY OF ANY KIND, EXPRESS OR IMPLIED, INCLUDING BUT NOT LIMITED TO THE WARRANTIES OF MERCHANTABILITY, FITNESS FOR A PARTICULAR PURPOSE AND NONINFRINGEMENT. IN NO EVENT SHALL THE AUTHORS OR COPYRIGHT HOLDERS BE LIABLE FOR ANY CLAIM, DAMAGES OR OTHER LIABILITY, WHETHER IN AN ACTION OF CONTRACT, TORT OR OTHERWISE, ARISING FROM, OUT OF OR IN CONNECTION WITH THE SOFTWARE OR THE USE OR OTHER DEALINGS IN THE SOFTWARE.

Openembedded / Yocto

Permission is hereby granted, free of charge, to any person obtaining a copy of this software and associated documentation files (the "Software"), to deal in the Software without restriction, including without limitation the rights to use, copy, modify, merge, publish, distribute, sublicense, and/or sell copies of the Software, and to permit persons to whom the Software is furnished to do so, subject to the following conditions:



The above copyright notice and this permission notice shall be included in all copies or substantial portions of the Software.

THE SOFTWARE IS PROVIDED "AS IS", WITHOUT WARRANTY OF ANY KIND, EXPRESS OR IMPLIED, INCLUDING BUT NOT LIMITED TO THE WARRANTIES OF MERCHANTABILITY, FITNESS FOR A PARTICULAR PURPOSE AND NONINFRINGEMENT. IN NO EVENT SHALL THE AUTHORS OR COPYRIGHT HOLDERS BE LIABLE FOR ANY CLAIM, DAMAGES OR OTHER LIABILITY, WHETHER IN AN ACTION OF CONTRACT, TORT OR OTHERWISE, ARISING FROM, OUT OF OR IN CONNECTION WITH THE SOFTWARE OR THE USE OR OTHER DEALINGS IN THE SOFTWARE.

## Mozilla Public License

[plog](#)

Copyright (c) 2016 Sergey Podobry (sergey.podobry at gmail.com). Mozilla Public License, Version 2.0, refer to section "Common licenses used by multiple open source packages" earlier in this document. For source code please visit [www.arri.com/contact](http://www.arri.com/contact) and get in touch with your regional ARRI contact.

## zlib license

[nanopb](#)

Copyright (c) 2011 Petteri Aimonen <jpa at nanopb.mail.kapsi.fi>

This software is provided 'as-is', without any express or implied warranty. In no event will the authors be held liable for any damages arising from the use of this software.

Permission is granted to anyone to use this software for any purpose, including commercial applications, and to alter it and redistribute it freely, subject to the following restrictions:

1. The origin of this software must not be misrepresented; you must not claim that you wrote the original software. If you use this software in a product, an acknowledgment in the product documentation would be appreciated but is not required.
2. Altered source versions must be plainly marked as such, and must not be misrepresented as being the original software.
3. This notice may not be removed or altered from any source distribution.

[zlib](#)

This software is provided 'as-is', without any express or implied warranty. In no event will the authors be held liable for any damages arising from the use of this software.

Permission is granted to anyone to use this software for any purpose, including commercial applications, and to alter it and redistribute it freely, subject to the following restrictions:

1. The origin of this software must not be misrepresented; you must not claim that you wrote the original software. If you use this software in a product, an acknowledgment in the product documentation would be appreciated but is not required.
2. Altered source versions must be plainly marked as such, and must not be misrepresented as being the original software.
3. This notice may not be removed or altered from any source distribution.

Jean-loup Gailly      Mark Adler  
jloup@gzip.org      madler@alumni.caltech.edu

## Orbiter web page

### BSD license

[Web IDL Type Conversions on JavaScript Values](#)  
# The BSD 2-Clause License

Copyright (c) 2014, Domenic Denicola  
All rights reserved.

Redistribution and use in source and binary forms, with or without modification, are permitted provided that the following conditions are met:

1. Redistributions of source code must retain the above copyright notice, this list of conditions and the following disclaimer.
2. Redistributions in binary form must reproduce the above copyright notice, this list of conditions and the following disclaimer in the documentation and/or other materials provided with the distribution.

THIS SOFTWARE IS PROVIDED BY THE COPYRIGHT HOLDERS AND CONTRIBUTORS "AS IS" AND ANY EXPRESS OR IMPLIED WARRANTIES, INCLUDING, BUT NOT LIMITED TO, THE IMPLIED WARRANTIES OF MERCHANTABILITY AND FITNESS FOR A PARTICULAR PURPOSE ARE DISCLAIMED. IN NO EVENT SHALL THE COPYRIGHT HOLDER OR CONTRIBUTORS BE LIABLE FOR ANY DIRECT, INDIRECT, INCIDENTAL, SPECIAL, EXEMPLARY, OR CONSEQUENTIAL DAMAGES (INCLUDING, BUT NOT LIMITED TO, PROCUREMENT OF SUBSTITUTE GOODS OR SERVICES; LOSS OF USE, DATA, OR PROFITS; OR BUSINESS INTERRUPTION) HOWEVER CAUSED AND ON ANY THEORY OF LIABILITY, WHETHER IN CONTRACT, STRICT LIABILITY, OR TORT (INCLUDING NEGLIGENCE OR OTHERWISE) ARISING IN ANY WAY OUT OF THE USE OF THIS SOFTWARE, EVEN IF ADVISED OF THE POSSIBILITY OF SUCH DAMAGE.

### MIT license

[@nuxt/opencollective](#)  
MIT License

Copyright (c) 2018 Nuxt Community

Permission is hereby granted, free of charge, to any person obtaining a copy of this software and associated documentation files (the "Software"), to deal in the Software without restriction, including without limitation the rights to use, copy, modify, merge, publish, distribute, sublicense, and/or sell copies of the Software, and to permit persons to whom the Software is furnished to do so, subject to the following conditions:

The above copyright notice and this permission notice shall be included in all copies or substantial portions of the Software.

THE SOFTWARE IS PROVIDED "AS IS", WITHOUT WARRANTY OF ANY KIND, EXPRESS OR IMPLIED, INCLUDING BUT NOT LIMITED TO THE WARRANTIES OF MERCHANTABILITY, FITNESS FOR A PARTICULAR PURPOSE AND NONINFRINGEMENT. IN NO EVENT SHALL THE AUTHORS OR COPYRIGHT HOLDERS BE LIABLE FOR ANY CLAIM, DAMAGES OR OTHER LIABILITY, WHETHER IN AN ACTION OF CONTRACT, TORT OR OTHERWISE, ARISING FROM, OUT OF OR IN CONNECTION WITH THE SOFTWARE OR THE USE OR OTHER DEALINGS IN THE SOFTWARE.

[ansi-styles](#)  
MIT License

Copyright (c) Sindre Sorhus <sindresorhus@gmail.com> (sindresorhus.com)

Permission is hereby granted, free of charge, to any person obtaining a copy of this software and associated documentation files (the "Software"), to deal in the Software without restriction, including without limitation the rights to use, copy, modify, merge, publish, distribute, sublicense, and/or sell copies of the Software, and to permit persons to whom the Software is furnished to do so, subject to the following conditions:

The above copyright notice and this permission notice shall be included in all copies or substantial portions of the Software.

THE SOFTWARE IS PROVIDED "AS IS", WITHOUT WARRANTY OF ANY KIND, EXPRESS OR IMPLIED, INCLUDING BUT NOT LIMITED TO THE WARRANTIES OF MERCHANTABILITY, FITNESS FOR A PARTICULAR PURPOSE AND NONINFRINGEMENT. IN NO EVENT SHALL THE AUTHORS OR COPYRIGHT HOLDERS BE LIABLE FOR ANY CLAIM, DAMAGES OR OTHER LIABILITY, WHETHER IN AN ACTION OF CONTRACT, TORT OR OTHERWISE, ARISING FROM, OUT OF OR IN CONNECTION WITH THE SOFTWARE OR THE USE OR OTHER DEALINGS IN THE SOFTWARE.

[axios](#)  
Copyright (c) 2014-present Matt Zabriskie

Permission is hereby granted, free of charge, to any person obtaining a copy of this software and associated documentation files (the "Software"), to deal in the Software without restriction, including without limitation the rights to use, copy, modify, merge, publish, distribute, sublicense, and/or sell copies of the Software, and to permit persons to whom the Software is furnished to do so, subject to the following conditions:

The above copyright notice and this permission notice shall be included in all copies or substantial portions of the Software.

THE SOFTWARE IS PROVIDED "AS IS", WITHOUT WARRANTY OF ANY KIND, EXPRESS OR IMPLIED, INCLUDING BUT NOT LIMITED TO THE WARRANTIES OF MERCHANTABILITY, FITNESS FOR A PARTICULAR PURPOSE AND NONINFRINGEMENT. IN NO EVENT SHALL THE AUTHORS OR COPYRIGHT HOLDERS BE LIABLE FOR ANY CLAIM, DAMAGES OR OTHER LIABILITY, WHETHER IN AN ACTION OF CONTRACT, TORT OR OTHERWISE, ARISING FROM, OUT OF OR IN CONNECTION WITH THE SOFTWARE OR THE USE OR OTHER DEALINGS IN THE SOFTWARE.

[BootstrapVue](#)  
The MIT License (MIT)



Copyright (c) 2016-2020 - BootstrapVue

Permission is hereby granted, free of charge, to any person obtaining a copy of this software and associated documentation files (the "Software"), to deal in the Software without restriction, including without limitation the rights to use, copy, modify, merge, publish, distribute, sublicense, and/or sell copies of the Software, and to permit persons to whom the Software is furnished to do so, subject to the following conditions:

The above copyright notice and this permission notice shall be included in all copies or substantial portions of the Software.

THE SOFTWARE IS PROVIDED "AS IS", WITHOUT WARRANTY OF ANY KIND, EXPRESS OR IMPLIED, INCLUDING BUT NOT LIMITED TO THE WARRANTIES OF MERCHANTABILITY, FITNESS FOR A PARTICULAR PURPOSE AND NONINFRINGEMENT. IN NO EVENT SHALL THE AUTHORS OR COPYRIGHT HOLDERS BE LIABLE FOR ANY CLAIM, DAMAGES OR OTHER LIABILITY, WHETHER IN AN ACTION OF CONTRACT, TORT OR OTHERWISE, ARISING FROM, OUT OF OR IN CONNECTION WITH THE SOFTWARE OR THE USE OR OTHER DEALINGS IN THE SOFTWARE.

#### Bootstrap

The MIT License (MIT)

Copyright (c) 2011-2021 Twitter, Inc.

Copyright (c) 2011-2021 The Bootstrap Authors

Permission is hereby granted, free of charge, to any person obtaining a copy of this software and associated documentation files (the "Software"), to deal in the Software without restriction, including without limitation the rights to use, copy, modify, merge, publish, distribute, sublicense, and/or sell copies of the Software, and to permit persons to whom the Software is furnished to do so, subject to the following conditions:

The above copyright notice and this permission notice shall be included in all copies or substantial portions of the Software.

THE SOFTWARE IS PROVIDED "AS IS", WITHOUT WARRANTY OF ANY KIND, EXPRESS OR IMPLIED, INCLUDING BUT NOT LIMITED TO THE WARRANTIES OF MERCHANTABILITY, FITNESS FOR A PARTICULAR PURPOSE AND NONINFRINGEMENT. IN NO EVENT SHALL THE AUTHORS OR COPYRIGHT HOLDERS BE LIABLE FOR ANY CLAIM, DAMAGES OR OTHER LIABILITY, WHETHER IN AN ACTION OF CONTRACT, TORT OR OTHERWISE, ARISING FROM, OUT OF OR IN CONNECTION WITH THE SOFTWARE OR THE USE OR OTHER DEALINGS IN THE SOFTWARE.

#### CHALK

see ansi-styles above

#### color-convert

Copyright (c) 2011-2016 Heather Arthur <fayearthur@gmail.com>

Permission is hereby granted, free of charge, to any person obtaining a copy of this software and associated documentation files (the "Software"), to deal in the Software without restriction, including without limitation the rights to use, copy, modify, merge, publish, distribute, sublicense, and/or sell copies of the Software, and to permit persons to whom the Software is furnished to do so, subject to the following conditions:

The above copyright notice and this permission notice shall be included in all copies or substantial portions of the Software.

THE SOFTWARE IS PROVIDED "AS IS", WITHOUT WARRANTY OF ANY KIND, EXPRESS OR IMPLIED, INCLUDING BUT NOT LIMITED TO THE WARRANTIES OF MERCHANTABILITY, FITNESS FOR A PARTICULAR PURPOSE AND NONINFRINGEMENT. IN NO EVENT SHALL THE AUTHORS OR COPYRIGHT HOLDERS BE LIABLE FOR ANY CLAIM, DAMAGES OR OTHER LIABILITY, WHETHER IN AN ACTION OF CONTRACT, TORT OR OTHERWISE, ARISING FROM, OUT OF OR IN CONNECTION WITH THE SOFTWARE OR THE USE OR OTHER DEALINGS IN THE SOFTWARE.

#### Console

MIT License

Copyright (c) 2018 By Nuxt.js team!

Permission is hereby granted, free of charge, to any person obtaining a copy of this software and associated documentation files (the "Software"), to deal in the Software without restriction, including without limitation the rights to use, copy, modify, merge, publish, distribute, sublicense, and/or sell copies of the Software, and to permit persons to whom the Software is furnished to do so, subject to the following conditions:

The above copyright notice and this permission notice shall be included in all copies or substantial portions of the Software.

THE SOFTWARE IS PROVIDED "AS IS", WITHOUT WARRANTY OF ANY KIND, EXPRESS OR IMPLIED, INCLUDING BUT NOT LIMITED TO THE WARRANTIES OF MERCHANTABILITY, FITNESS FOR A PARTICULAR PURPOSE AND NONINFRINGEMENT. IN NO EVENT SHALL THE AUTHORS OR COPYRIGHT HOLDERS BE LIABLE FOR ANY CLAIM, DAMAGES OR

OTHER LIABILITY, WHETHER IN AN ACTION OF CONTRACT, TORT OR OTHERWISE, ARISING FROM, OUT OF OR IN CONNECTION WITH THE SOFTWARE OR THE USE OR OTHER DEALINGS IN THE SOFTWARE.

#### ES6-Promise

Copyright (c) 2014 Yehuda Katz, Tom Dale, Stefan Penner and contributors

Permission is hereby granted, free of charge, to any person obtaining a copy of this software and associated documentation files (the "Software"), to deal in the Software without restriction, including without limitation the rights to use, copy, modify, merge, publish, distribute, sublicense, and/or sell copies of the Software, and to permit persons to whom the Software is furnished to do so, subject to the following conditions:

The above copyright notice and this permission notice shall be included in all copies or substantial portions of the Software.

THE SOFTWARE IS PROVIDED "AS IS", WITHOUT WARRANTY OF ANY KIND, EXPRESS OR IMPLIED, INCLUDING BUT NOT LIMITED TO THE WARRANTIES OF MERCHANTABILITY, FITNESS FOR A PARTICULAR PURPOSE AND NONINFRINGEMENT. IN NO EVENT SHALL THE AUTHORS OR COPYRIGHT HOLDERS BE LIABLE FOR ANY CLAIM, DAMAGES OR OTHER LIABILITY, WHETHER IN AN ACTION OF CONTRACT, TORT OR OTHERWISE, ARISING FROM, OUT OF OR IN CONNECTION WITH THE SOFTWARE OR THE USE OR OTHER DEALINGS IN THE SOFTWARE.

#### Follow Redirects

Copyright 2014-present Olivier Lalonde <olalonde@gmail.com>, James Talmage <james@talmage.io>, Ruben Verborgh

Permission is hereby granted, free of charge, to any person obtaining a copy of this software and associated documentation files (the "Software"), to deal in the Software without restriction, including without limitation the rights to use, copy, modify, merge, publish, distribute, sublicense, and/or sell copies of the Software, and to permit persons to whom the Software is furnished to do so, subject to the following conditions:

The above copyright notice and this permission notice shall be included in all copies or substantial portions of the Software.

THE SOFTWARE IS PROVIDED "AS IS", WITHOUT WARRANTY OF ANY KIND, EXPRESS OR IMPLIED, INCLUDING BUT NOT LIMITED TO THE WARRANTIES OF MERCHANTABILITY, FITNESS FOR A PARTICULAR PURPOSE AND NONINFRINGEMENT. IN NO EVENT SHALL THE AUTHORS OR COPYRIGHT HOLDERS BE LIABLE FOR ANY CLAIM, DAMAGES OR OTHER LIABILITY, WHETHER IN AN ACTION OF CONTRACT, TORT OR OTHERWISE, ARISING FROM, OUT OF OR IN CONNECTION WITH THE SOFTWARE OR THE USE OR OTHER DEALINGS IN THE SOFTWARE.

#### has-flag

see ansi-styles above

#### Moment.js

Copyright (c) JS Foundation and other contributors

Permission is hereby granted, free of charge, to any person obtaining a copy of this software and associated documentation files (the "Software"), to deal in the Software without restriction, including without limitation the rights to use, copy, modify, merge, publish, distribute, sublicense, and/or sell copies of the Software, and to permit persons to whom the Software is furnished to do so, subject to the following conditions:

The above copyright notice and this permission notice shall be included in all copies or substantial portions of the Software.

THE SOFTWARE IS PROVIDED "AS IS", WITHOUT WARRANTY OF ANY KIND, EXPRESS OR IMPLIED, INCLUDING BUT NOT LIMITED TO THE WARRANTIES OF MERCHANTABILITY, FITNESS FOR A PARTICULAR PURPOSE AND NONINFRINGEMENT. IN NO EVENT SHALL THE AUTHORS OR COPYRIGHT HOLDERS BE LIABLE FOR ANY CLAIM, DAMAGES OR OTHER LIABILITY, WHETHER IN AN ACTION OF CONTRACT, TORT OR OTHERWISE, ARISING FROM, OUT OF OR IN CONNECTION WITH THE SOFTWARE OR THE USE OR OTHER DEALINGS IN THE SOFTWARE.

#### Node Fetch

The MIT License (MIT)

Copyright (c) 2016 David Frank

Permission is hereby granted, free of charge, to any person obtaining a copy of this software and associated documentation files (the "Software"), to deal in the Software without restriction, including without limitation the rights to use, copy, modify, merge, publish, distribute, sublicense, and/or sell copies of the Software, and to permit persons to whom the Software is furnished to do so, subject to the following conditions:

The above copyright notice and this permission notice shall be included in all copies or substantial portions of the Software.

THE SOFTWARE IS PROVIDED "AS IS", WITHOUT WARRANTY OF ANY KIND, EXPRESS OR IMPLIED, INCLUDING BUT NOT LIMITED TO THE

WARRANTIES OF MERCHANTABILITY, FITNESS FOR A PARTICULAR PURPOSE AND NON-INFRINGEMENT. IN NO EVENT SHALL THE AUTHORS OR COPYRIGHT HOLDERS BE LIABLE FOR ANY CLAIM, DAMAGES OR OTHER LIABILITY, WHETHER IN AN ACTION OF CONTRACT, TORT OR OTHERWISE, ARISING FROM, OUT OF OR IN CONNECTION WITH THE SOFTWARE OR THE USE OR OTHER DEALINGS IN THE SOFTWARE.

[Popper.js](#)  
The MIT License (MIT)

Copyright © 2016 Federico Zivolo and contributors

Permission is hereby granted, free of charge, to any person obtaining a copy of this software and associated documentation files (the "Software"), to deal in the Software without restriction, including without limitation the rights to use, copy, modify, merge, publish, distribute, sublicense, and/or sell copies of the Software, and to permit persons to whom the Software is furnished to do so, subject to the following conditions:

The above copyright notice and this permission notice shall be included in all copies or substantial portions of the Software.

THE SOFTWARE IS PROVIDED "AS IS", WITHOUT WARRANTY OF ANY KIND, EXPRESS OR IMPLIED, INCLUDING BUT NOT LIMITED TO THE WARRANTIES OF MERCHANTABILITY, FITNESS FOR A PARTICULAR PURPOSE AND NON-INFRINGEMENT. IN NO EVENT SHALL THE AUTHORS OR COPYRIGHT HOLDERS BE LIABLE FOR ANY CLAIM, DAMAGES OR OTHER LIABILITY, WHETHER IN AN ACTION OF CONTRACT, TORT OR OTHERWISE, ARISING FROM, OUT OF OR IN CONNECTION WITH THE SOFTWARE OR THE USE OR OTHER DEALINGS IN THE SOFTWARE.

[PortalVue](#)  
MIT License

Copyright (c) 2017 Thorsten Lünborg

Permission is hereby granted, free of charge, to any person obtaining a copy of this software and associated documentation files (the "Software"), to deal in the Software without restriction, including without limitation the rights to use, copy, modify, merge, publish, distribute, sublicense, and/or sell copies of the Software, and to permit persons to whom the Software is furnished to do so, subject to the following conditions:

The above copyright notice and this permission notice shall be included in all copies or substantial portions of the Software.

THE SOFTWARE IS PROVIDED "AS IS", WITHOUT WARRANTY OF ANY KIND, EXPRESS OR IMPLIED, INCLUDING BUT NOT LIMITED TO THE WARRANTIES OF MERCHANTABILITY, FITNESS FOR A PARTICULAR PURPOSE AND NON-INFRINGEMENT. IN NO EVENT SHALL THE AUTHORS OR COPYRIGHT HOLDERS BE LIABLE FOR ANY CLAIM, DAMAGES OR OTHER LIABILITY, WHETHER IN AN ACTION OF CONTRACT, TORT OR OTHERWISE, ARISING FROM, OUT OF OR IN CONNECTION WITH THE SOFTWARE OR THE USE OR OTHER DEALINGS IN THE SOFTWARE.

[supports-color](#)  
see ansi-styles above

[tr46](#)  
The MIT License (MIT)

Copyright (c) Sebastian Mayr

Permission is hereby granted, free of charge, to any person obtaining a copy of this software and associated documentation files (the "Software"), to deal in the Software without restriction, including without limitation the rights to use, copy, modify, merge, publish, distribute, sublicense, and/or sell copies of the Software, and to permit persons to whom the Software is furnished to do so, subject to the following conditions:

The above copyright notice and this permission notice shall be included in all copies or substantial portions of the Software.

THE SOFTWARE IS PROVIDED "AS IS", WITHOUT WARRANTY OF ANY KIND, EXPRESS OR IMPLIED, INCLUDING BUT NOT LIMITED TO THE WARRANTIES OF MERCHANTABILITY, FITNESS FOR A PARTICULAR PURPOSE AND NON-INFRINGEMENT. IN NO EVENT SHALL THE AUTHORS OR COPYRIGHT HOLDERS BE LIABLE FOR ANY CLAIM, DAMAGES OR OTHER LIABILITY, WHETHER IN AN ACTION OF CONTRACT, TORT OR OTHERWISE, ARISING FROM, OUT OF OR IN CONNECTION WITH THE SOFTWARE OR THE USE OR OTHER DEALINGS IN THE SOFTWARE.

[uuid](#)  
The MIT License (MIT)

Copyright (c) 2010-2020 Robert Kieffer and other contributors

Permission is hereby granted, free of charge, to any person obtaining a copy of this software and associated documentation files (the "Software"), to deal in the Software without restriction, including without limitation the rights to use, copy, modify, merge, publish, distribute, sublicense, and/or sell copies of the

Software, and to permit persons to whom the Software is furnished to do so, subject to the following conditions:

The above copyright notice and this permission notice shall be included in all copies or substantial portions of the Software.

THE SOFTWARE IS PROVIDED "AS IS", WITHOUT WARRANTY OF ANY KIND, EXPRESS OR IMPLIED, INCLUDING BUT NOT LIMITED TO THE WARRANTIES OF MERCHANTABILITY, FITNESS FOR A PARTICULAR PURPOSE AND NON-INFRINGEMENT. IN NO EVENT SHALL THE AUTHORS OR COPYRIGHT HOLDERS BE LIABLE FOR ANY CLAIM, DAMAGES OR OTHER LIABILITY, WHETHER IN AN ACTION OF CONTRACT, TORT OR OTHERWISE, ARISING FROM, OUT OF OR IN CONNECTION WITH THE SOFTWARE OR THE USE OR OTHER DEALINGS IN THE SOFTWARE.

[vue-functional-data-merge](#)  
The MIT License (MIT)

Copyright (c) 2017 Alex Regan

Permission is hereby granted, free of charge, to any person obtaining a copy of this software and associated documentation files (the "Software"), to deal in the Software without restriction, including without limitation the rights to use, copy, modify, merge, publish, distribute, sublicense, and/or sell copies of the Software, and to permit persons to whom the Software is furnished to do so, subject to the following conditions:

The above copyright notice and this permission notice shall be included in all copies or substantial portions of the Software.

THE SOFTWARE IS PROVIDED "AS IS", WITHOUT WARRANTY OF ANY KIND, EXPRESS OR IMPLIED, INCLUDING BUT NOT LIMITED TO THE WARRANTIES OF MERCHANTABILITY, FITNESS FOR A PARTICULAR PURPOSE AND NON-INFRINGEMENT. IN NO EVENT SHALL THE AUTHORS OR COPYRIGHT HOLDERS BE LIABLE FOR ANY CLAIM, DAMAGES OR OTHER LIABILITY, WHETHER IN AN ACTION OF CONTRACT, TORT OR OTHERWISE, ARISING FROM, OUT OF OR IN CONNECTION WITH THE SOFTWARE OR THE USE OR OTHER DEALINGS IN THE SOFTWARE.

[vue-router](#)  
MIT License

Copyright (c) 2013-present Evan You

Permission is hereby granted, free of charge, to any person obtaining a copy of this software and associated documentation files (the "Software"), to deal in the Software without restriction, including without limitation the rights to use, copy, modify, merge, publish, distribute, sublicense, and/or sell copies of the Software, and to permit persons to whom the Software is furnished to do so, subject to the following conditions:

The above copyright notice and this permission notice shall be included in all copies or substantial portions of the Software.

THE SOFTWARE IS PROVIDED "AS IS", WITHOUT WARRANTY OF ANY KIND, EXPRESS OR IMPLIED, INCLUDING BUT NOT LIMITED TO THE WARRANTIES OF MERCHANTABILITY, FITNESS FOR A PARTICULAR PURPOSE AND NON-INFRINGEMENT. IN NO EVENT SHALL THE AUTHORS OR COPYRIGHT HOLDERS BE LIABLE FOR ANY CLAIM, DAMAGES OR OTHER LIABILITY, WHETHER IN AN ACTION OF CONTRACT, TORT OR OTHERWISE, ARISING FROM, OUT OF OR IN CONNECTION WITH THE SOFTWARE OR THE USE OR OTHER DEALINGS IN THE SOFTWARE.

[vue-slider-component](#)  
The MIT License (MIT)

Copyright (c) 2016 NightCatSama.

Permission is hereby granted, free of charge, to any person obtaining a copy of this software and associated documentation files (the "Software"), to deal in the Software without restriction, including without limitation the rights to use, copy, modify, merge, publish, distribute, sublicense, and/or sell copies of the Software, and to permit persons to whom the Software is furnished to do so, subject to the following conditions:

The above copyright notice and this permission notice shall be included in all copies or substantial portions of the Software.

THE SOFTWARE IS PROVIDED "AS IS", WITHOUT WARRANTY OF ANY KIND, EXPRESS OR IMPLIED, INCLUDING BUT NOT LIMITED TO THE WARRANTIES OF MERCHANTABILITY, FITNESS FOR A PARTICULAR PURPOSE AND NON-INFRINGEMENT. IN NO EVENT SHALL THE AUTHORS OR COPYRIGHT HOLDERS BE LIABLE FOR ANY CLAIM, DAMAGES OR OTHER LIABILITY, WHETHER IN AN ACTION OF CONTRACT, TORT OR OTHERWISE, ARISING FROM, OUT OF OR IN CONNECTION WITH THE SOFTWARE OR THE USE OR OTHER DEALINGS IN THE SOFTWARE.

[Vue Switches](#)

[Vue 2](#)  
The MIT License (MIT)

Copyright (c) 2013-present, Yuxi (Evan) You

Permission is hereby granted, free of charge, to any person obtaining a copy of this software and associated documentation files (the "Software"), to deal in the Software without restriction, including without limitation the rights to use, copy, modify, merge, publish, distribute, sublicense, and/or sell copies of the Software, and to permit persons to whom the Software is furnished to do so, subject to the following conditions:

The above copyright notice and this permission notice shall be included in all copies or substantial portions of the Software.

THE SOFTWARE IS PROVIDED "AS IS", WITHOUT WARRANTY OF ANY KIND, EXPRESS OR IMPLIED, INCLUDING BUT NOT LIMITED TO THE WARRANTIES OF MERCHANTABILITY, FITNESS FOR A PARTICULAR PURPOSE AND NONINFRINGEMENT. IN NO EVENT SHALL THE AUTHORS OR COPYRIGHT HOLDERS BE LIABLE FOR ANY CLAIM, DAMAGES OR OTHER LIABILITY, WHETHER IN AN ACTION OF CONTRACT, TORT OR OTHERWISE, ARISING FROM, OUT OF OR IN CONNECTION WITH THE SOFTWARE OR THE USE OR OTHER DEALINGS IN THE SOFTWARE.

[whatwg-url](#)

The MIT License (MIT)

Copyright (c) 2015-2016 Sebastian Mayr

Permission is hereby granted, free of charge, to any person obtaining a copy of this software and associated documentation files (the "Software"), to deal in the Software without restriction, including without limitation the rights to use, copy, modify, merge, publish, distribute, sublicense, and/or sell copies of the Software, and to permit persons to whom the Software is furnished to do so, subject to the following conditions:

The above copyright notice and this permission notice shall be included in all copies or substantial portions of the Software.

THE SOFTWARE IS PROVIDED "AS IS", WITHOUT WARRANTY OF ANY KIND, EXPRESS OR IMPLIED, INCLUDING BUT NOT LIMITED TO THE WARRANTIES OF MERCHANTABILITY, FITNESS FOR A PARTICULAR PURPOSE AND NONINFRINGEMENT. IN NO EVENT SHALL THE AUTHORS OR COPYRIGHT HOLDERS BE LIABLE FOR ANY CLAIM, DAMAGES OR OTHER LIABILITY, WHETHER IN AN ACTION OF CONTRACT, TORT OR OTHERWISE, ARISING FROM, OUT OF OR IN CONNECTION WITH THE SOFTWARE OR THE USE OR OTHER DEALINGS IN THE SOFTWARE.

## Contact:

If license information may be incomplete, wrong or missing entirely, please visit <http://www.arri.com/contact> and get in touch with your regional ARRI contact.