


ARRI 5000 W man.



NOTE: WHEN ORDERING QUOTE PART NUMBER | BEMERKUNG: BEI BESTELLUNG IDENT-NR ANGEBEN



L4.83001.E
Housing compl. blue/silver
Gehäuse kpl. blau/silber



L4.83004.E
Ventilating duct assembled
Kamin montiert




L4.83002.E
Rear casting blue
Rückteil blau



L4.83458.E
Rear casting black
Rückteil schwarz



L4.83037.E
Front casting blue
Frontteil blau



L4.83459.E
Front casting black
Frontteil schwarz




L4.83151.E
Internal side baffle right
Mantelstromblech rechts



L4.83152.E
Internal side baffle left
Mantelstromblech links




L4.79747.E
Door catch set
Schnapphaken Set



L4.83003.E
Base casting front or rear
blue
Wannenstirnteil Vorder-oder
Rückseite blau




L4.83462.E
Base casting front or rear
black
Wannenstirnteil Vorder-oder
Rückseite schwarz




L4.83009.E
Set of bottom panels
Boden kpl.



L4.83013.E
Set of side panels left + right silver
Set Seitenbleche links+rechts silber



L4.83463.E
Set of side panels left + right black
Set Seitenbleche links+rechts schwarz



L4.83010.E
Set of internal side baffles cpl. left + right silver
Set Mantelstromblech kpl. links + rechts silber



L4.83464.E
Set of internal side baffles cpl. left + right black
Set Mantelstromblech kpl. links + rechts schwarz



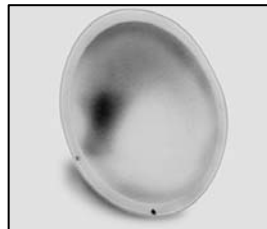
L4.83007.E
Lampholder + lamp carriage
Lampenfassung + Fokusschlitten




L4.80118.E
Focus indicator
Fokusanzeiger



L4.80125.E
Lamp lock shaft
Hebel geschweißt




L4.83006.E
Reflector
Reflektor



L4.80413.E
25 pcs. ceramicholder-reflector
25 St. Keramikhalter-Reflektor



L4.83008.E
Lampholder compl.
Lampenfassung kpl.



L4.80115.E
Set of 10 pcs. lampholder Contacts
Set mit 10 st. Lampenfassungskontakten



L4.83012.E
Guide rail
Leitspindel



L4.83017.E
Focus spindle man.
Fokusspindel man.



L4.80122.E
10 pcs. guide roll / focus
10 St. Führungsrollen / Fokus



L4.81380.E
Focus knob
Fokusknopf



L4.83018.E
Internal cable set 200–240 V man.
Kabel-Set innen 200–240 V man.



L4.83019.E
Internal cable set 100–120 V man.
Kabel-Set innen 100–120 V man.



L4.83021.E
Stirrup mounting set
Bügelbefestigungs Set

Spare Parts List / Ersatzteilliste

February 19, 2016




L4.83016.E
Switch-housing man.
Schaltergehäuse man.



L4.83055.E
On/Off switch man.
Schalter man.




L4.83153.E
Friction disc
Friktionsscheibe



L4.83011.E
Wire guard compl.
Schutzgitter kpl.



L4.83014.E
Accessory bracket man.
Halteklaua man.



L4.83015.E
Top latch man.
Torsicherung man.



L4.82911.E
Comfort-top latch
Komfort Torsicherung



L4.83156.E
Fresnel lens
Stufenlinse



L4.83020.E
Stirrup man.
Haltebügel vorm. man.



L4.83036.E
Mains cable NRTL
100–120 V man.
Netzkabel NRTL 100–120 V
man.



L4.83039.E
Mains cable 200–240 V man.
Netzkabel 200–240 V man.



L4.83157.E
Lens door USA 90°
Linsenfassung USA 90°



L4.79855.E
Cable tie
Halteleine



L4.79855.E
Cable tie
Halteleine



L4.70194.E
Paint blue similar RAL 5015
Lack blau ähnlich RAL 5015



L4.70183.E
Paint black similar RAL 9011
Lack schwarz ähnlich RAL
9011



L4.70186.E
Paint thinner
Farb-Verdünnung


Design, specifications & availability subject to change without notice - Technische Änderungen vorbehalten

Website: www.arri.com/service-lighting


Seite 3 von 4 | Page 3 of 4

Spare Parts List / Ersatzteilliste


February 19, 2016



L4.83149.E
Side extrusion cpl./right
(type plate side) silver
Rippenblech kpl./rechts
(Typenschildseite) silber



L4.83460.E
Side extrusion cpl./right
(type plate side) black
Rippenblech kpl./rechts
(Typenschildseite) schwarz



L4.83150.E
Side extrusion cpl./left
(door catch side) silver
Rippenblech kpl./links
(Verschlußseite-
Linsenfassung)
silber



L4.83461.E
Side extrusion cpl./left
(door catch side) black
Rippenblech kpl./links
(Verschlußseite-
Linsenfassung)
schwarz