



ARRISUN 60




NOTE: WHEN ORDERING QUOTE PART NUMBER | BEMERKUNG: BEI BESTELLUNG IDENT-NR ANGEBEN



L4.77518.E
Front casting
Frontteil




L4.77562.E
Lens door
Linsenfassung



L4.77563.E
UV-protective glass
Sicherheitsglas



L4.77551.E
Lens -holding -springs
Linsenhaltefedern



L4.77564.E
Wire guard complete
Schutzgitter komplett



L4.79747.E
Door catch set
Schnapphaken Set



L4.83014.E
Accessory brackets "short"
(in combination with top latch
L4.82911.E)
Halteklauen "kurz" (in
Kombination mit
Torsicherung L4.82911.E)



L4.77344.E
Accessory brackets "middle"
(in combination with top latch
L4.77470.E)
Halteklauen "mittel" (in
Kombination
mit Torsicherung L4.77470.E)




L4.77800.E
Accessory brackets "long" from
ser.no. 821 (in combination with top latch
L4.79011.E)
Halteklauen "lang" ab Ser.Nr. 821
(in
Kombination mit Torsicherung
L4.79011.E)



L4.82911.E
Comfort top latch "short" (in
combination
with accessory brackets L4.83014.E)
Komfort Torsicherung "kurz" (in
Verbindung mit Halteklauen L4.83014.E)



L4.77470.E
Top latch "middle" (in
combination
with accessory brackets
L4.77344.E)
Torsicherung "mittel" (in
Verbindung
mit Halteklauen L4.77344.E)



L4.79011.E
Top latch "long" from ser.no.821 (in
combination with accessory brackets
L4.77800.E)
Torsicherung "lang" ab Ser.Nr.821
(in Verbindung mit Halteklauen
L4.77344.E)

Design, specifications & availability subject to change without notice - Technische Änderungen vorbehalten

Spare Parts List / Ersatzteilliste


May 30, 2017




L4.77628.E
Lens holder set
Linsenhalter-Set



L4.77943.E
Rear casting
Rückteil



L4.77526.E
Internal baffle
Mantelstromblech




L4.77519.E
Extrusions set
Rippenbleche-Set



L4.77523.E
Side panel f. housing right
Seitenblech f. Gehäuse
rechts



L4.77524.E
Side panel f. housing left
Seitenblech f. Gehäuse
links



L4.79139.E
Cover for lamp lock knob
Abdeckung für
Lampenklammernknopf



L4.77536.E
Side panel right
Seitenblech rechts




L4.77535.E
Side panel left
Seitenblech links



L4.77529.E
Base casting front
Wannenstirnteil vorne




L4.77534.E
Base casting rear
Wannenstirnteil hinten




L4.74015.E
Bottom panel
Bodenblech



L4.77538.E
Intermediate panel
Zwischenblech



L4.77537.E
Cover
Abdeckblech



L4.79144.E
Base skid
Kufe



L4.77555.E
Stirrup
Haltebügel



L4.73746.E
to ser. no. 843 / bis Ser. Nr.
843
Stirrup mounting set
Bügelbefestigungs-Set




L4.79137.E
from ser. no. 844 / ab Ser. Nr.
844
Stirrup mounting set
Bügelbefestigungs-Set




L4.83153.E
to ser. no. 843 / bis Ser. Nr. 843
Friction disc
Friktionsscheibe




L4.79128.E
from ser. no. 844 / ab Ser. Nr. 844
Friction disc
Friktionsscheibe




L4.77941.E
Lampholder + lampcarriage
Thread 17 mm to ser.no.1609
Lampenfassung +
Fassungsträger
Gewinde 17 mm bis
Ser.Nr.1609



L4.76253.E
Lampholder + lampcarriage
Thread 20 mm from
ser.no.1610
Lampenfassung +
Fassungsträger
Gewinde 20 mm ab
Ser.Nr.1610



L4.77696.E
Lampholder complete
Lampenfassung komplett



L4.82291.E
Set of 6 pcs. lampholder
contacts
Set mit 6 St.
Lampenklammstücke




L4.77558.E
Lamp lock shaft
Hebel geschweißt



L4.77560.E
Lampcarriage
Fassungsträger



L4.77542.E
Focus spindle
Fokusspindel



L4.73544.E
Brake springs (3 pcs)
Bremsfedern (3 Stk)



L4.80122.E
10 pcs. guid roll / focus
10 St. Führungsrollen / Fokus



L4.83078.E
Guide rail
Leitspindel



L4.81380.E
Focus knob compl.
Fokusknopf kpl.




L4.77481.E
Lamp lock knob compl.
Lampenklammungsknopf kpl.




L4.77507.E
Reflector
Reflektor




L4.77527.E
Safety switch activator
Drahtauslöser



L4.72826.E
On/Off switch
Wippschalter



L4.77539.E
Safety switch complete
Endschalter komplett



L4.72587.E
4 pcs. safety switch
4 St. Sicherheitsschalter



L4.77543.E
Ignitor
Zündgerät




L4.77678.E
Hour counter elec.
Betriebsstundenzähler elek.



L4.77541.E
Bowden wire compl.
Bowdenzug kpl.



L4.77549.E
Connecting wire
Verbindungslitzen



L4.77688.E
Bowden wire holder set
Bowdenzughalter Set




L4.77942.E
Strain relief assembly
Kabelverschraubung



L4.77548.E
Spark gap
Funkenstrecke



L4.77565.E
H.T. cables cpl. thread: 17mm
to ser.no.1609
Lampenkabel kpl. Gewinde:
17mm bis Ser.Nr. 1609



L4.90343.E
H.T. cables cpl. thread: 20mm
from ser.no.1609
Lampenkabel kpl. Gewinde:
20mm ab Ser.Nr. 1609



L4.77701.E
Distance holder for H.T.
cables
Abstandhalter für
Lampenkabel



L4.77568.E
Mains cable (Veam)
Scheinwerferkabel (Veam)




L4.77944.E
Veam connector (male)
16 mm2 for lamphead cable
Veam Stecker (Stiftkontakt)
16 mm2 für Scheinwerferkabel



L4.77946.E
Veam connector (female) 16
mm2
for head to ballast extension cable
Veam Stecker (Buchsenkontakt)
16 mm2 für VG Verlängerungskabel



L4.71996.E
Holding clip f. VEAMconnector
Halteklammer für
VEAM-Stecker



L4.73455.E
Compensating resistance
for electronic hour counter
Vorwiderstand kpl. für elektr.
Betriebsstundenzähler



L4.77487.E
Spot lens 10° (flat structure)
"blue" 420mm
Spotlinse 10° (flache Struktur)
"blau" 420mm



L4.77489.E
N-flood lens 10x20° (small
rectangle) "black" 420mm
N-Floodlinse 10x20° (kleines
Rechteck) "schwarz" 420mm



L4.77491.E
Flood lens 20x45° (large rectangle) "green" 420mm
Floodlinse 20x45° (großes Rechteck) "grün" 420mm



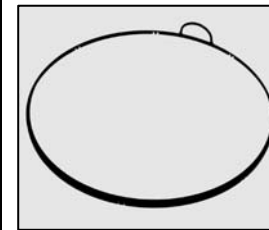
L4.77493.E
S-flood lens clear 50° (honeycomb clear) "red" 420mm
S-Floodlinse klar 50° (Bienenwabe) "rot" 420mm



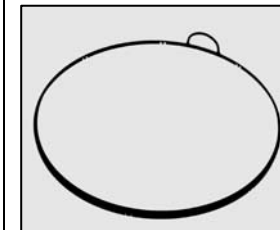
L4.77493SE
S-flood lens frosted 50° (honey-comb) "silver" 420mm
S-Floodlinse gefrostet 50° (Bienenwabe) "silber" 420mm




L4.77495.E
Fresnel lens frosted 420mm
Fresnel Linse gefrostet 420mm




L4.77492.E
Insert lensring
Insert Linsenring




L4.77498.E
Insert lens ring for Fresnel lens
Insert-Linsenring für Stufenlinse




L4.77950.E
Drop-in lensring without handle
Drop-in Linsenring ohne Griff




L4.77949BE
Handle "blue" for drop-in lensring
Griff "blau" für drop-in Linsenring




L4.77949.E
Handle "black" for drop-in lensring
Griff "schwarz" für drop-in Linsenring



L4.77949GE
Handle "green" for drop-in lensring
Griff "grün" für drop-in Linsenring



L4.77949RE
Handle "red" for drop-in lensring
Griff "rot" für drop-in Linsenring



L4.77949SE
Handle "silver" for drop-in lensring
Griff "silber" für drop-in Linsenring



L4.70194.E
Paint blue similar RAL 5015
Lack blau ähnlich RAL 5015



L4.70186.E
Paint thinner
Farb-Verdünnung