

ARRI®



Accessories Guide

**SKYPANEL** 

# SkyPanel Accessories Guide

## Table of Contents

<b>Lamphead Control</b>		<b>Softboxes</b>		<b>Mounting</b>		<b>PSU Attachments</b>	
Stellar	4	Chimera Lightbank with Brackets	24	Center Mount Yoke	40	Rail Mount Adapter for SkyPanel PSU	56
SkyPanel Remote	6	Chimera POP Bank	26	Fixed Center Mount Yoke	41	Super Clamp Adapter for SkyPanel PSU	57
<b>Diffusion &amp; Intensifier</b>		DoPchoice SNAPBAG®	28	SkyPanel Center Mount Handling Kit	42	<b>Space Light</b>	
Diffusion Panels	8	DoPchoice SNAPBOX® for S360	30	SkyPanel Side Handles	43	Space Light Silk Mounting Adapter S60	58
Intensifier	10	DoPchoice Snoot for S360	31	Double Vertical Yoke	44	<b>Protection &amp; Safety</b>	
<b>Remote Phosphor</b>		Chimera Lantern with Skirt for S30 and S60	32	Short Yoke for S360	45	Safety Cables	59
Remote Phosphor Panels	12	Chimera Lantern with Skirt for S360	33	DoPchoice Double Bracket	46	Rain Cover for S60	60
<b>Light Control</b>		DoPchoice Octagon for S30	34	<b>Battery Adapters</b>		<b>Cases and bags</b>	
SkyBender	14	Chimera Octagon for S60	35	B-Mount Battery Adapter Plate	47	Cases for S30, S60 and S120	62
4-leaf Barndoor	16	DoPchoice SNAPGRID® 40°	36	Battery Adapter Plate for Anton/Bauer	48	Case for S360	64
FlexDoor	18	DoPchoice SNAPGRID® 40° for SnapBag	37	V-Mount Battery Adapter Plate	49	SkyPanel Accessory Panel Bags	66
Eggcrates	19	DoPchoice SNAPGRID® 40° for Octa	38	<b>Cables</b>		SkyPanel Diffusion Kits	67
Honeycomb 60° and 30°	20	DoPchoice Eyelights for Octa 4	39	Mains Cables, powerCON TRUE1 TOP	50	<b>Resources and Contacts</b>	
Snoot	22			Mains Cables, powerCON for S360	51	ARRI Sales Contacts	68
Extra Diffusion Slot	23			Daisy Chain Cables	52	ARRI Service Contacts	72
				DC Cables (XLR) SkyPanel	54	Online Resources	74
				DC Cables for SkyPanel S360	55		

## Lamphead Control



### Stellar

Stellar – the lighting control app from ARRI – provides a smart and innovative way to control professional lighting and is available on iOS and Android phones and tablets. Stellar reimagines lighting control by automatically taking care of complex DMX settings and by featuring control interfaces with beautifully designed graphics. Coded intelligence and advanced communication make connecting ARRI Orbiter, SkyPanel, and L-Series fixtures to the app simple and straightforward. After using Stellar, it will be difficult to go back to controlling lights in any other way.



[www.arri.com/stellar](http://www.arri.com/stellar)



- Control of ARRI and third party fixtures
- Manually add fixtures
- Swap out fixtures
- Grouping fixtures with different CCT ranges
- Share, Sync and backup your work
- Brings gels to the L-Series
- Intuitive and well designed user interface
- Light plot fixture selection
- Auto layout and discovery of fixtures
- Available on iOS and Android

## Lamphead Control



### SkyPanel Remote

The SkyPanel Remote adds new flexibility and ease-of-use for the SkyPanel. This handheld remote connects to any SkyPanel via a USB cable and allows for full control of the fixture remotely. This is particularly useful if the SkyPanel is high up on a light stand or in a position where the onboard control panel is difficult to access.

- Ergonomic design for handheld use
- Comes with 5 m (16.4 ft) USB Cable and fabric carrying pouch
- Can be used with any SkyPanel lamphead

L2.0022690 SkyPanel Remote



These accessories come with the purchase of the SkyPanel Remote but can also be purchased separately.


L2.0013861 SkyPanel Remote USB Cable, 5 m




L2.0013945 SkyPanel Remote Carrying Pouch

## Diffusion

## Diffusion Panels



L2.0007327	Lite Diffusion S30
L2.0007325	Standard Diffusion S30
L2.0007326	Heavy Diffusion S30



L2.0003904	Lite Diffusion S60
L2.0003345	Standard Diffusion S60
L2.0003903	Heavy Diffusion S60



L2.0009502	Lite Diffusion S120
L2.0009501	Standard Diffusion S120
L2.0009500	Heavy Diffusion S120

Also available as Kits, see page 67.



L2.0015016	Lite Diffusion S360-C
L2.0015014	Standard Diffusion S360-C
L2.0015013	Heavy Diffusion S360-C

SkyPanel Lite, Standard and Heavy Diffusion panels have been developed to work perfectly with the SkyPanel-C models. Standard Diffusion (105° HPA) panel offers medium diffusion and produces optimal light output and beam quality. The Lite Diffusion (107° HPA) is less diffuse and therefore allows more light to pass through, while the Heavy Diffusion (114° HPA) is more diffuse and allows less light through, but provides a softer beam quality.

- Produces homogeneous beam of light with great output
- Plastic diffusion material and rugged metal frame

## Intensifier



## Intensifier

L2.0007823 Intensifier S30-C

L2.0007818 Intensifier S60-C

L2.0009503 Intensifier S120-C



L2.0015022 Intensifier S360-C

This intensifier panel for SkyPanel\* increases light output by up to 50% while maintaining a soft, even beam of light. The increase in output is achieved by capturing some of the light going off to the side and refocusing it in a more forward direction. Light output in the center is thereby intensified and yet the quality of the light is retained.

- Increased output up to 50%
- Maintains homogeneous, soft beam of light
- 74° Half Peak Angle


\*The intensifier does not work with -RP models of the SkyPanel.

## Remote Phosphor

## Remote Phosphor Panels




L2.0007520	Remote Phosphor Panel S30 - 2700K - CRI 98
L2.0007521	Remote Phosphor Panel S30 - 3200K - CRI 98
L2.0007522	Remote Phosphor Panel S30 - 4300K - CRI 98
L2.0007523	Remote Phosphor Panel S30 - 5600K - CRI 94
L2.0007524	Remote Phosphor Panel S30 - 6500K - CRI 93
L2.0007789	Remote Phosphor Panel S30 - 10,000K - CRI 90
L2.0007525	Remote Phosphor Panel S30 - Chroma Green



L2.0003347	Remote Phosphor Panel S60 - 2700K - CRI 98
L2.0003348	Remote Phosphor Panel S60 - 3200K - CRI 98
L2.0003349	Remote Phosphor Panel S60 - 4300K - CRI 98
L2.0003350	Remote Phosphor Panel S60 - 5600K - CRI 94
L2.0003346	Remote Phosphor Panel S60 - 6500K - CRI 93
L2.0007778	Remote Phosphor Panel S60 - 10,000K - CRI 90
L2.0003351	Remote Phosphor Panel S60 - Chroma Green

Remote phosphor panels for the SkyPanel-RP models are available in six color temperature versions with excellent color rendition. There is also a chroma green version for lighting green screens available.

- Excellent Color Rendition
- Produces a homogeneous and soft beam of light



### SkyBender

L2.0010271 SkyBender S30-C

L2.0009611 SkyBender S60-C

L2.0010352 SkyBender S120-C

The SkyBender for SkyPanel -C versions produces a uniform intensity light field over the length of any surface, transforming the beam by simply sliding into the front of the fixture. This is the perfect accessory for lighting a green screen, creating color wall washes, lighting a translight or backdrop, or evenly lighting a cyclorama.

- Additional Versatility
- +/- 1/6 F-Stop Uniformity
- Smooth & Even Distribution
- Lightweight design
- Slides into the primary accessory slot

**SkyBenders cannot be used with -RP versions of SkyPanel.**





## 4-leaf Barndoor

L2.0008187 4-leaf Barndoor S30

L2.0007530 4-leaf Barndoor S60

L2.0010114 4-leaf Barndoor S120

L2.0012833 Spill frame for Barndoor S120

The 4-leaf barndoor for the SkyPanel allows for control of light spill and narrowing of the beam angle. Additional small flaps protect against light leak between the lamphead and the barndoors.

- Lightweight and Rugged Design
- Two safety hooks to hold the barndoor in place
- 4-leaf design with light leak flaps\*
- Slides into outer accessory slot allowing for changing of diffusion panels without the removal of the barndoors

**\*The S120 barndoor does not have light leak flaps. The spill frame for the S120 will prevent lightleak on all four sides. The spillframe works in conjunction with the S120 barndoor and slides into the accessory slot.**

## Light Control




### FlexDoor

The FlexDoor is a lightweight, fabric barndoor that provides control over light spill and direction. It has a top and bottom leaf that can be positioned and tilted independently.

- Lightweight, fabric barndoor for the S30, S60 and S120
- 2-leaf design
- Snap-on attachment
- Tilt control of the top and bottom flags

L2.0013877	FlexDoor S30
L2.0013878	FlexDoor S60
L2.0012922	FlexDoor S120



### Eggcrates

This eggcrate is 130 mm thick (5.1 inches) and controls light by limiting the half peak angle to 60°. The eggcrates have a 4, 8 and 16 chamber design for the S30, S60 and S120 - respectively.

- 4, 8 and 16 chambers design allows for minimal light loss
- 130 mm (5.1 inches) thick
- 60° HPA
- Rugged design
- Extra accessory slot for stacking other SkyPanel accessories
- Slides into the primary accessory slot

L2.0008048	4-Chamber Eggcrate S30
L2.0007977	8-Chamber Eggcrate S60
L2.0009690	16-Chamber Eggcrate S120

## Light Control



## Honeycomb 60° and 30°

L2.0008064	Honeycomb 60° for S30
------------	-----------------------

L2.0008065	Honeycomb 30° for S30
------------	-----------------------

L2.0008058	Honeycomb 60° for S60
------------	-----------------------

L2.0008059	Honeycomb 30° for S60
------------	-----------------------

L2.0009561	Honeycomb 60° for S120
------------	------------------------

L2.0009562	Honeycomb 30° for S120
------------	------------------------



L2.0014979	Honeycomb 60° for S360
------------	------------------------

L2.0014978	Honeycomb 30° for S360
------------	------------------------

The Honeycomb for the SkyPanel controls the light by reducing the beam angle to approximately 60 or 30 degrees.

- Honeycomb design reduces multiple shadows
- 14 mm (0.6 inches) thick
- ~60° and 30° Half Peak Angle (HPA)
- Slides into the primary accessory slot

## Light Control




### Snoot

This SkyPanel snoot is 130 mm thick (5.1 inches) and controls light, not allowing spill light from the sides of the lamphead.

- Straight wall snoot with one large chamber
- 130 mm (5.1 inches) thick
- Rugged design
- Extra accessory slot for stacking other SkyPanel accessories
- Slides into the primary accessory slot

L2.0008019	Snoot S30
L2.0007999	Snoot S60
L2.0009680	Snoot S120



### Extra Diffusion Slot

The SkyPanel Extra Diffusion Slot slides into the primary accessory slot of the SkyPanel and allows for stacking for multiple diffusers.

- Fits all SkyPanel S30, S60 or S120 Diffusers
- Top safety latch
- Thin profile
- Slides into the primary accessory slot or the front of the SkyPanel Snoot or Eggcrate
- Extra accessory slot for stacking other SkyPanel accessories

L2.0008189	Extra Diffusion Slot S30
L2.0008188	Extra Diffusion Slot S60
L2.0009681	Extra Diffusion Slot S120

## Softboxes



## Chimera Lightbank with Brackets

L2.0021388 Chimera Lightbank with Brackets for S30



L2.0021389 Chimera Lightbank with Brackets for S60



L2.0021390 Chimera Shallow Lightbank with Brackets for S60



L2.0013180 Chimera Lightbank with Brackets for S120



L2.0015977 Chimera Universal Brackets for SkyPanel

The Lightbank and Brackets for the S30, S60 and S120 by Chimera is a professional grade soft box that increases the light aperture of the SkyPanel by roughly 100%. The lightbank comes with several diffusions and folds away for storage. The brackets mount to the side of the SkyPanel outer frame.

- Specially made for SkyPanel S30, S60 and S120
- Professional Grade Construction
- Video Pro front
- Includes: Lightbank, 2 brackets and three diffusions



## Chimera POP Bank

L2.0020498 Chimera POP Bank for S30

L2.0020499 Chimera POP Bank for S60

L2.0021309 Chimera POP Bank for S120

L2.0033950 Chimera POP Bank for S360

The Chimera POP Bank is a new take on a classic design. With no frame or mounting hardware required, the Chimera POP Bank is easy to assemble and transport. This professional grade soft box will increase the light aperture of the SkyPanel and comes with a full and half diffusion. This soft bank is the perfect accessory for creating an even softer beam field.

- Specially made for all SkyPanels
- No mounting hardware required
- Professional Grade Construction
- Includes: Lightbank and two diffusions

## Softboxes

**DoPchoice SNAPBAG®**

L2.0008141 DoPchoice SNAPBAG® for S30

L2.0008145 DoPchoice SNAPBAG® for S60

L2.0010383 DoPchoice SNAPBAG® for S120

L2.0020278 DoPchoice SNAPBAG® 6x6' for S360

The SNAPBAG® for the SkyPanel by DoPchoice attaches directly to the front of the SkyPanel and creates a larger aperture with beautiful soft light. The SNAPBAG® easily folds away for storage.

- Specially made for SkyPanel S30, S60, S120 or S360
- Comes with 1/2 Grid Cloth Diffusion (only S30, S60, S120)
- Comes with Magic Cloth Diffusion (only S360)
- No mounting hardware required

## Softboxes



### DoPchoice SNAPBOX® for S360

The SNAPBOX® by DoPchoice for SkyPanel S360 is a deep light box for illuminating large areas for a wide beam spread. The SNAPBOX® attaches to the front of the S360 and comes with diffusions and black covers for controlling the light.

- Light box with 5 diffused surfaces
- 400 mm (15.7 inches) depth
- No mounting hardware required
- Comes with Magic Cloth and Black sides for controlling the light
- Folds for easy storage

L2.0016382 DoPchoice SNAPBOX® for S360 with skirt



### DoPchoice Snoot for S360

The Snoot by DoPchoice for SkyPanel S360 is a fabric snoot which controls the light by preventing spill off to the sides of the fixture. The snoot is 150 mm deep and folds up for easy storage.

- Straight walled, fabric snoot with one large chamber
- 150 mm (5.9 inches) depth
- No mounting hardware required
- Comes with 3 Diffusions (1/4 & 1/2 Grid, and Magic Cloth)
- Folds for easy storage

L2.0016381 DoPchoice Snoot for S360 with three diffusions



## Softboxes



### Chimera Lantern with Skirt for S30 and S60

The SkyPanel Lantern made by Chimera is a great way to get near omni-directional light from the SkyPanel. The lantern easily attaches to the front of the SkyPanel and forms a ballon shape that produces soft light in almost all directions. This product comes with mounting brackets and a skirt for controlling the light.

- Comes with lantern, brackets and skirt
- Near full omni-directional light
- Folds down for easy transportation
- Skirt allows for light control
- Great for overhead lighting use

L2.0015899 Chimera Lantern with Skirt for S30

L2.0015900 Chimera Lantern with Skirt for S60



### Chimera Lantern with Skirt for S360

The SkyPanel Lantern made by Chimera is a great way to get near semi-omni-directional light from the SkyPanel. The lantern easily attaches to the front of the SkyPanel S360 and Flat-top maximizes the space efficiency. No mounting brackets are needed to attach the lantern to the S360.

- Comes with lantern and skirt
- Near semi-omnidirectional light
- Folds down for easy transportation
- Skirt allows for light control
- Great for overhead lighting use

L2.0033951 Chimera Lantern with Skirt for S360



## Softboxes



### DoPchoice Octagon for S30

The DoPchoice Octa 4 for SkyPanel S30 uses a large aperture to generate extremely soft, yet bright light. The specially designed frame holds the S30 directly in the center of a 4 ft diameter octagon shaped light bank. The frame slides directly into the SkyPanel accessory slot. The DoPchoice Octa is perfect for beauty and still photography lighting.

- Robust frame slides directly in accessory slot of S30
- 4 ft (1.2 m) diameter Octa
- Super bright and super soft
- Perfect for beauty and still photography lighting
- Includes Magic Cloth and baffle

L2.0020274 DoPchoice Octa 4 for S30 incl. Frame



### Chimera Octagon for S60

The Chimera Octagon 5 for SkyPanel S60 uses a large aperture to generate extremely soft, yet bright light. A frame holds the S60 directly in the center of a 5 ft diameter octagon shaped light bank. The frame slides directly into the SkyPanel accessory slot. The Chimera Octagon 5 is perfect for beauty and still photography lighting.

- Robust frame slides directly in accessory slot of S60
- 5 ft (1.5 m) diameter Octa
- Super bright and super soft
- Perfect for beauty and still photography lighting
- Includes front 1/2 diffusion and internal 1/2 diffusion baffle

L2.0033435 Chimera Octa 5 for S60, incl. Frame

## Softbox Modifiers



## DoPchoice SNAPGRID® 40°

The SNAPGRID® for the SkyPanel by DoPchoice attaches directly to the front of the SkyPanel and provides directional light control. In addition, the SNAPGRIP® for S360 also attaches to the SNAPBOX® for S360 or the Snoot for S360. The SNAPGRID® easily folds away for storage.

- Specially made for SkyPanel S30, S60, S120 or S360
- S30, S60 or S360 HPA: ~40°
- S120 HPA: ~40x60°
- No mounting hardware required

L2.0008142	DoPchoice SNAPGRID® 40° for S30
L2.0008144	DoPchoice SNAPGRID® 40° for S60
L2.0010382	DoPchoice SNAPGRID® 40x60° for S120
L2.0016383	DoPchoice SNAPGRID® 40° for S360

## DoPchoice SNAPGRID® 40° for SNAPBAG®


The SNAPGRID® for the SNAPBAG® by DoPchoice attaches to the front of the SkyPanel SNAPBAG® and provides directional light control. The SNAPGRID® easily folds away for storage.

- Specially made for SkyPanel S30, S60, S120 or S360 SNAPBAG®
- HPA: ~40°
- No mounting hardware required



L2.0008140	DoPchoice SNAPGRID® 40° for SNAPBAG® S30
L2.0008143	DoPchoice SNAPGRID® 40° for SNAPBAG® S60
L2.0010381	DoPchoice SNAPGRID® 40° for SNAPBAG® S120
L2.0020279	DoPchoice SNAPGRID® 40° for SNAPBAG® S360

## Softbox Modifiers



### DoPchoice SNAPGRID® 40° for Octa

The SNAPGRID® for the Octa by DoPchoice attaches to the front of the SkyPanel Octa and provides directional light control. The SNAPGRID® easily folds away for storage.

- Specially made for SkyPanel S30 and S60 Octas
- Provides directional light control
- Approx. 40° half peak angle (HPA)
- No mounting hardware required

L2.0020275	DoPchoice SNAPGRID® 40° for Octa 4
------------	------------------------------------

L2.0020276	DoPchoice SNAPGRID® 40° for Octa 5
------------	------------------------------------

L2.0020277	DoPchoice SNAPGRID® 40° for Octa 7
------------	------------------------------------



### DoPchoice Eyclights for Octa 4

The Eyclights for Octa 4 by DoPchoice replace the front diffusion of the DoPchoice octagon. They provide a distinct ring light effect in eyes for beauty or portrait shooting, while generating soft skin tones. The Eyclights are a perfect addon for still photography lighting.

- 1/4 Grid Screen with 50 cm / 19.7" black circle in center
- Magic Cloth Screen with 50 cm / 19.7" black circle in center
- Baffle, black/soft silver, 60 cm / 23.6"
- Great for still photography lighting

L2.0035807	DoPchoice Octa 4 Eyelight 1/4 Grid
------------	------------------------------------

L2.0035808	DoPchoice Octa 4 Eyelight Magic Cloth
------------	---------------------------------------

L2.0035809	DoPchoice Octa 4 Eyelight Baffle
------------	----------------------------------

## Mounting



### Center Mount Yoke

The Center Mount Yoke is a ball-in-socket yoke that allows for positioning the SkyPanel in almost any orientation including vertically. The Center Mount Yoke replaces the traditional stirrup and slides on to the rail mounting system located on the back of the SkyPanel.

- Ball-in-socket design
- 28 mm (Junior) Spigot with long "goose neck"
- +/- 90° Movement
- Tool-less attached to the rail mounting system on the SkyPanel
- Works with the SkyPanel S30, S60 and S120

L2.0008078 Center Mount Yoke



### Fixed Center Mount Yoke

The Fixed Center Mount Yoke is a fixed 28 mm spigot that allows for direct attachment from the back of the SkyPanel to mounting hardware. The Fixed Center Mount Yoke replaces the traditional stirrup and slides on to the rail mounting system located on the back of the SkyPanel. Great for low ceilings or pointing the SkyPanel straight down or straight forward (i.e. a wall of SkyPanels)

- 28 mm (Junior) Spigot
- Tool-less attached to the rail mounting system on the SkyPanel
- Works with the SkyPanel S30, S60 and S120
- Comes with two safety loop brackets

L2.0008080 Fixed Center Mount Yoke



## Mounting



### SkyPanel Center Mount Handling Kit

The SkyPanel Center Mount Handling Kit includes the Center Mount Yoke and the Side Handles for SkyPanel S30, S60 and S120. The Center Mount Yoke is a ball-in-socket yoke that allows for positioning the SkyPanel in almost any orientation including vertically. It replaces the traditional stirrup and slides on to the rail mounting system located on the back of the SkyPanel. The SkyPanel Side Handles attach to the "ears" of any SkyPanel and improve fixture handling when using the Center Mount Yoke.

- For SkyPanel S30, S60 and S120
- Great to expand handling possibilities
- Includes Center Mount Yoke and SkyPanel Side Handles

L2.0015050 SkyPanel Center Mount Handling Kit



### SkyPanel Side Handles

The SkyPanel Side Handles attach to the "ears" of any SkyPanel S30/S60/S120. The handles improve fixture handling when using the Center Mount Yoke. This is the perfect accessory for the SkyPanel S120.

- 2 plastic handles for the SkyPanel S30, S60 or S120
- Perfect when used with the SkyPanel Center Mount Yoke
- Attaches to stirrup mounting points
- Safety attachment integrated into design
- Cannot be used in conjunction with the standard or pole op yoke

L2.0014136 SkyPanel Side Handles (pair)

## Mounting



### Double Vertical Yoke

The Double Vertical Yoke allows for mounting of two SkyPanel fixtures one directly above the other.

- High strength Aluminum yoke
- Independent tilt of both lampheads
- 28 mm (Junior) Spigot
- High strength tilt locks

L2.0008098	Double Vertical Yoke S60
L2.0008184	Double Vertical Yoke S30
L2.0010180	Double Vertical Yoke S120

### Short Yoke for S360



The Short Yoke for the SkyPanel S360 is designed for hanging the fixture facing downward. Hugging the back of the fixture, the Short Yoke provides a reduced distance between the fixture and the mounting point. The Short Yoke easily replaces the standard yoke for the S360 with the removal of four bolts.

- High strength steel yoke
- 28 mm (Junior) Spigot
- High strength tilt locks
- Low profile for hanging the S360 in the ceiling facing downward

L2.0015929	Short Yoke for S360
------------	---------------------

## Mounting



## DoPchoice Double Bracket for 2 x S60

The DoPchoice double bracket for SkyPanels was originally designed to hold two S60s in the center of the DoPchoice Octa 5 or 7. In addition, the double bracket can also be used without a softbox; SkyPanel stirrups are not required for the setup. Made of robust aluminum tubes which are connected with mega-claws, the position of the two S60s can be adjusted in vertical and horizontal direction.

- Robust aluminum bracket for two S60s
- Mounts to any Junior (28 mm) receiver
- No SkyPanel stirrups required
- Max. load 40 kg (88 lbs)
- Incl. bracket only

L2.0036395 DoPchoice Double Bracket for 2 x S60

## Battery Adapters



## B-Mount Battery Adapter Plate

The B-Mount Battery Adapter for SkyPanel allows for the attachment of one B-Mount style battery to the SkyPanel. With a short cable, the battery adapter makes the SkyPanel truly mobile. Only one battery is required to supply the correct voltage to the lamphead.

- One B-Mount battery port
- With one additional battery, hot swapping possible
- SkyPanel Quick Release System
- On / Off switch
- 4-pin XLR output
- Includes 0.5 m and 3 m 4-Pin XLR cables
- Battery Min. Recommendation: 28.8 V, 294 Wh Capacity

L2.0033989 Battery Adapter Plate for B-Mount\*

\*Only for S30, S60 or S120 SkyPanels.



## Battery Adapters



### Battery Adapter Plate for Anton/Bauer

The Battery Adapter Plate for Anton/Bauer allows for the attachment of two Gold Mount style batteries to the SkyPanel. With a short cable, the battery adapter makes the SkyPanel truly mobile. Both batteries are required to supply the correct voltage to the lamphead.

- Supports two Gold Mount Batteries for Anton/Bauer (in series)
- SkyPanel Quick Release System
- On / Off switch
- 4-pin XLR output
- Includes 0.5 m and 3 m 4-Pin XLR cables
- Battery Min. Recommendation: 14.4 V, 100 Wh Capacity

L2.0008071 Battery Adapter Plate for Anton/Bauer\*

\*Only for S30, S60 or S120 SkyPanels.



### V-Mount Battery Adapter Plate

The V-Mount Battery Adapter for SkyPanel allows for the attachment of two V-Mount style batteries to the SkyPanel. With a short cable, the battery adapter makes the SkyPanel truly mobile. Both batteries are required to supply the correct voltage to the lamphead.

- Supports two V-Mount Batteries (in series)
- SkyPanel Quick Release System
- On / Off switch
- 4-pin XLR output
- Includes 0.5 m and 3 m 4-Pin XLR cables
- Battery Min. Recommendation: 14.4 V, 100 Wh Capacity

L2.0008070 V-Mount Battery Adapter Plate\*

\*Only for S30, S60 or S120 SkyPanels.

## AC Cables

## Mains Cables, powerCON TRUE1 TOP

The Mains Cables connect the SkyPanel PSU to a mains power outlet (110 - 250 V~, 50/60 Hz). Only for S30, S60 and S120 SkyPanels.



- Length: 3 m (9.8 ft.)
- powerCON TRUE1 TOP Connector (NAC3FX-W-TOP)
- Mains Connector (Schuko, Edison, Chinese, Japanese, Bare Ends)
- Insulated rubber cable H07RN-F 3G1,5, EN
- Rubber insulated cable SJO(OW) 3x14AWG, UL (Edison)
- Insulated rubber cable HVCTF 3x2,0, PSE (Japanese)

L2.0007516 Mains Cable, 3 m, powerCON TRUE1 TOP / Schuko

L2.0007515 Mains Cable, 3 m, powerCON TRUE1 TOP / Edison

L2.0007514 Mains Cable, 3 m, powerCON TRUE1 TOP / Chinese

L2.0010231 Mains Cable, 3 m, powerCON TRUE1 TOP / Japanese

L2.0005974 Mains Cable, 3 m, powerCON TRUE1 TOP / Bare Ends



## Mains Cables, powerCON for S360

The Mains Cables connect the SkyPanel PSU to a mains power outlet (100 - 240 V~, 50/60 Hz).

- Length: 3 m (9.8 ft.)
- powerCON 32 A Connector (NAC3FC-HC)
- Mains Connector (Schuko, Edison, Chinese, Japanese, Bare Ends)
- Insulated rubber cable H07RN-F 3G1,5, EN
- Rubber insulated cable SJO (OW) 3x12AWG, UL (Edison)
- Insulated rubber cable HVCTF 3G5,5, PSE (Japanese)

L2.0015784 Mains cable S360, 3 m, powerCON 32A / Schuko

L2.0015785 Mains cable S360, 3 m, powerCON 32A / Edison

L2.0015786 Mains cable S360, 3 m, powerCON 32A / Chinese

L2.0015787 Mains cable S360, 3 m, powerCON 32A / Japanese

L2.0015788 Mains cable S360, 3 m, powerCON 32A / Bare Ends



## Daisy Chain Cables

The Daisy Chain Cable allows for SkyPanel PSU to PSU mains power connection. A SkyPanel PSU is thereby able to pass AC power through to another PSU.

- Length: 3 m (9.8 ft.)
- Male to female powerCON TRUE1 TOP connector (NAC3MX-W-TOP, NAC3FX-W-TOP)
- 16 A max current
- Insulated rubber cable H07RN-F 3G1,5, EN
- Rubber insulated cable SJO(OW) 3x14AWG, UL (Edison)
- Insulated rubber cable HVCTF 3x2,0, PSE (Japanese)

L2.0010633 Daisy Chain Cable, 3 m, powerCON TRUE1 TOP (EN\*)

L2.0012548 Daisy Chain Cable, 3 m, powerCON TRUE1 TOP (UL\*)

L2.0012663 Daisy Chain Cable, 3 m, powerCON TRUE1 TOP (PSE\*)

\*Only for S30, S60 or S120 PSU.

## DC Cables

### DC Cables (XLR) SkyPanel

The DC Cable connects the SkyPanel PSU to the SkyPanel lamphead. Only for S30, S60 and S120 SkyPanels.



- 3-Pin XLR Female to 3-Pin XLR Male
- Special SkyPanel 10 mm Diameter Cable

L2.0007492	DC Cable 0.5 m (XLR) SkyPanel
L2.0007491	DC Cable 1 m (XLR) SkyPanel
L2.0007493	DC Cable 3 m (XLR) SkyPanel
L2.0007494	DC Cable 10 m (XLR) SkyPanel
L2.0007860	DC Cable 15 m (XLR) SkyPanel



### DC Cables for SkyPanel S360

The DC Cable connects the S360 PSU to the S360 lamphead.

- 4-Pin locking female to 4-Pin locking male connectors
- High current cable specially for SkyPanel S360

L2.0016030	DC Cable 5 m (4-Pin) SkyPanel S360
L2.0016031	DC Cable 10 m (4-Pin) SkyPanel S360

## PSU Attachments



### Rail Mount Adapter for SkyPanel PSU

The Rail Mount Adapter attaches to the SkyPanel PSU (no tools required) and allows for the mounting of the PSU to the rail mount system on the back of the SkyPanel lamphead. If an all-in-one system is required, this accessory will accomplish the task.

- Attaches to SkyPanel PSU or Battery Adapter Plates
- Tool-less system allows for quick attachment and release from the PSU
- Slides onto rail mount system on the back of SkyPanel

L2.0008082 Rail Mount Adapter for SkyPanel PSU\*

\*Only for S30, S60 or S120 PSU.



### Super Clamp Adapter for SkyPanel PSU

The Super Clamp Adapter attaches to the back of the SkyPanel PSU (no tools required) and allows for the mounting of the PSU to a wide variety of objects including light stand stems and truss.

- Attaches to SkyPanel PSU or Battery Adapter Plates
- Comes with Super Clamp for mounting to a variety of objects
- Tool-less system allows for quick attachment and release from the PSU

L2.0006921 Super Clamp Adapter for SkyPanel PSU



## Space Light Silk Mounting Adapter S60

The Space Light Silk Mounting Adapter slides on to the spigot of the SkyPanel S60 and allows for the attachment of a standard 5K/6K space light silk and skirt. This simple system fits a wide variety of industry standard space light accessories.

- Main collar slides on to 28 mm (Junior) Spigot of the SkyPanel S60
- Three aircraft cables and carabineers allow for quick and easy attachment of industry standard space light accessories
- Available hole for safety chain

L2.0014566 Space Light Silk Mounting Adapter S60 - Universal

## Safety Cables



The Safety Cable will provide an extra level of safety once attached properly to the SkyPanel or the SkyPanel accessory.

- Loop at one end, a carabiner at the other
- Identification plate with length, diameter and maximum load

L2.0008899	Safety cable (3 mm) 0,6 m, max. load 5 kg*
L2.0020919	Safety cable (4 mm) 1 m, max. load 16 kg*
L2.0007590	Safety cable (5 mm) 1 m, max. load 25 kg*
L2.0014058	Safety cable (6 mm) 1 m, max. load 36 kg*
L2.0009000	Safety cable (8 mm) 1 m, max. load 64 kg*
L2.0015517	Safety cable (10 mm) 1 m, max. load 100 kg*

\*These products are not available for the US market.



## Rain Cover for S60

The removable aluminum Rain Cover for S60 by Licht-Technik protects the SkyPanel from rain or snow while providing sufficient space for heat dissipation during operation. The Rain Cover protects the back, top and bottom of the S60 during outdoor applications and wet weather conditions. It is easily attached and does not restrict the S60's ability to rotate or tilt in any direction. An accessory slot at the front allows the simultaneous use of an additional accessory such as Egg Crates or Honeycombs. The Rain Cover guarantees an IP23 rating which makes it splashproof.

L2.0042990 Rain Cover for S60

- Solid aluminum construction in black
- Self-weight less than 3 kg
- Allows for the use of SkyPanel S60 facing angles between +75° to -90°
- Removable back cover for flexible use and storage
- Accessory slot at the front side
- IP23 rating

## Molded Cases



### Cases for S30, S60 and S120

L2.0010639 Case for SkyPanel S30 - Single

L2.0010640 Case for SkyPanel S30 - Double



L2.0015848 Case for SkyPanel S60 - Single - US Version

L2.0023806 Case for SkyPanel S60 - Single - EU Version



L2.0013695 Case for SkyPanel S120 - Manual

L2.0013694 Case for SkyPanel S120 - Center Mount

These heavy-duty molded cases for the S30, S60 and S120 are perfect for transporting the SkyPanel without the risk of damage. Several compartments keep the SkyPanel and its parts organized and protected.

- Robust plastic molded case for the SkyPanel S30, S60 and S120
- Additional space for SkyPanel PSU, diffusion panels, power cables, and PSU Rail Mount Adapter
- Two wheels and handles for convenient mobility
- Single: Holds one SkyPanel lamphead
- Double: Holds two SkyPanel lampheads
- Manual: Holds SkyPanel with Manual Yoke
- Center Mount: Holds SkyPanel with Center Mount Yoke



## Hard Cases



### Case for S360

The heavy-duty, hard walled case for the S360 is perfect for transporting the SkyPanel and many accessories without the risk of damage. Several slots and compartments keep the SkyPanel and its parts organized and protected.

- Robust, hard case for the SkyPanel S360
- Holds SkyPanel S360 with yoke and spigot attached
- 5 Slots for Diffusions and/or Honeycombs
- Compartments for accessories
- Multiple handles for four wheels for hassle-free moving
- Hinged door design for easy access to all parts

L2.0016354 Case for SkyPanel S360 - Hard Single

## SkyPanel Accessory Panel Bags



### SkyPanel Accessory Panel Bags

The SkyPanel Accessory Panel Bag provides protection and easy transportation of SkyPanel diffusions, intensifiers and/or honeycomb accessories and remote phosphor panels. This reinforced, robust bag allows for 4 accessory panels to be stored at one time.

- Carrying bag for SkyPanel S30, S60 or S120 accessories
- Reinforced black fabric with Velcro fastener incl. carrying handle
- 4 partitions for max. 4 panels or honeycombs (e.g. 1 x Diffusion or RP-Panel, 1 x Intensifier, 2 x Honeycombs)

L2.0008309	Accessory Panel Bag S30
L2.0008306	Accessory Panel Bag S60
L2.0013780	Accessory Panel Bag S120

## SkyPanel Diffusion Kits



### SkyPanel Diffusion Kits

The SkyPanel Diffusion Kits are a convenient way to complete your set of SkyPanel diffusions and intensifier. The kit is for C-models and includes the Lite and Heavy Diffusion and Intensifier. It comes packaged in the padded and robust SkyPanel Accessory Panel Bag for easy transportation.

- Includes Lite & Heavy Diffusion, Intensifier and Accessory Panel Bag
- Great for completing your kit with one purchase

L0.0008468	Diffusion Kit S30-C
L0.0008461	Diffusion Kit S60-C
L0.0015070	Diffusion Kit S120-C

## Resources and Contacts

### ARRI Sales Contacts

#### Europe, Middle East, Africa, India

##### Arnold & Richter Cine Technik

GmbH & Co. Betriebs KG (Sales & Service)

Ernst-Augustin-Strasse 12, 12489 Berlin, Germany

sales-lighting@arri.de

Phone: +49 (0)30 678 233 0, Fax: +49 (0)30 678 233 99

##### ARRI Italia s.r.l. (Sales)

Via Fabio Filzi, 47, 20124 Milano (Mi), Italy

info@arri.it

##### ARRI CT France Sarl (Sales)

54 Rue René Boulanger, 75010 Paris, France

info@arrifrance.com

##### ARRI Middle East DMCC (Sales)

JBC3, Office No. 2405, P.O. BOX NO 336550

Jumeirah Lake Towers, Dubai,

United Arab Emirates

info@arrime.com

Phone: +9714 4229957, Fax: +9714 4397001

#### Americas

##### ARRI Brasil Ltda.

Avenida Ibirapuera, 2907 - Cj. 421 Indianópolis

04029-200 São Paulo - SP, Brazil

arribrasil@arri.com

Phone: +55 11 5041-9450

##### ARRI Inc. / West Coast & Mexico (Sales & Service)

3700 Vanowen Street, Burbank, CA 91505, USA

info@arri.com

Phone: +1 818 841 7070, Fax: +1 818 848 4028

##### ARRI Inc. / East Coast (Sales & Service)

617 Route 303, Blauvelt, NY 10913-1109, USA

info@arri.com

Phone: +1 845 353 1400, Fax: +1 845 425 1250

##### ARRI Inc. / Latin America (Sales)

888 E. Las Olas Blvd. Suite 702, Fort Lauderdale,

FL 33301, USA

ARRILatAm@arri.com

Phone: +1 954 666 6045

##### ARRI Canada Limited (Sales & Service)

1200 Aerowood Drive,

Unit 29 Mississauga, Ontario L4W 2S7

info@arri.com

Phone: +1 416 255 3335, Fax: +1 416 255 3399

## Resources and Contacts

### ARRI Sales Contacts

#### Asia

##### **ARRI Hong Kong Limited** (Sales & Service)

41/F, One Kowloon, 1 Wang Yuen Street  
Kowloon Bay, Hong Kong  
salesupport@arri.asia  
Phone: +852 2571 6288, Fax : +852 2875 9181

##### **ARRI China (Beijing) Co. Ltd.** (Sales & Service)

Chaowai SOHO Tower C, 6/F, 0628/0656  
Chaowai Dajie Yi 6, Beijing, China  
store@arri.cn  
Phone: +86 10 59009680, Fax : +86 10 59009679

#### **ARRI Japan KK**

Haneda Innovation City,  
Zone K, Unit 210, 1-1-4, Haneda-kuko,  
Ota-ku, Tokyo 144-0041, Japan  
info@arri.jp  
Phone: +81 3 6635 3750

#### **ARRI Korea Ltd.**

Kolon Digital Tower 1 (#1505-06),  
25 Seongsuil-ro 4gil, Seongdong-gu,  
Seoul 04781, Republic of Korea  
info@arri.kr  
Phone: +82 2 462 2888

#### **Australia / New Zealand**

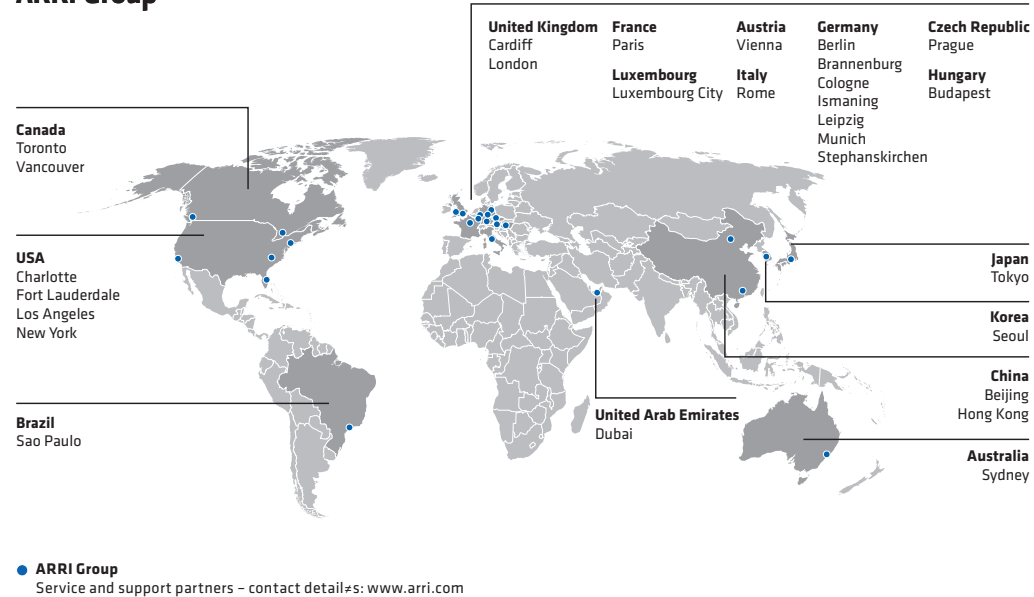
##### **ARRI Australia Pty Ltd**

Suite 2, Building B, 12 Julius Avenue,  
North Ryde, NSW 2113, Australia  
info@arri.com.au  
Phone: +61 2 9855 4300

## ARRI Service Contacts

Zone	Availability	Service Center	E-Mail	Telephone Hotline
1	Monday – Thursday: 8:00 – 16:00 (CET) Friday: 8:00 – 12:00 (CET)	<b>Brannenburg, Germany</b> Arnold & Richter Cine Technik	service-lighting@arri.de	+49 (0)89 206 046 611
2	Monday – Friday: 09:00 – 17:30 (EST)	<b>New York, USA</b> ARRI Inc. East Coast	service-lighting@arri.com	+1 845 353 1400
	Monday – Friday: 08:30 – 17:15 (PST)	<b>Burbank, USA</b> ARRI Inc. West Coast	service-lighting@arri.com	+1 818 841 7070
3	Monday – Friday: 09:00 – 18:00 (HKT)	<b>Hong Kong, China</b> ARRI Hong Kong Limited	service@arri.asia	+852 2537 4266
	Monday – Friday: 09:00 – 18:00 (CST)	<b>Beijing, China</b> ARRI China (Beijing) Co. Ltd.	service@arri.cn	+86 5900 9680
	Monday – Friday: 08:00 – 17:00 (AEST)	<b>Sydney, Australia</b> ARRI Australia Pty Limited	service@arri.com.au	+61 2 9855 4300

## ARRI Group



## Online Resources

### Downloads

SkyPanel	<a href="http://www.arri.com/skypanel">www.arri.com/skypanel</a>
SkyPanel Accessories	<a href="http://www.arri.com/skypanel-accessories">www.arri.com/skypanel-accessories</a>
Stellar	<a href="http://www.arri.com/stellar">www.arri.com/stellar</a>

### Software & Tools

SkyPanel Firmware	<a href="http://www.arri.com/en/technical-service/firmware">www.arri.com/en/technical-service/firmware</a>
ARRI Lighting Service Manager, Apps, Handbook and Product Catalogue	<a href="http://www.arri.com/en/learn-help/lighting">www.arri.com/en/learn-help/lighting</a>

This ARRI SkyPanel Accessory Guide (Ident.-Nr.: 80.0008406 / L03976) is published by Arnold & Richter Cine Technik, October 2022 © ARRI/2022. Technical data and offerings are subject to change without notice. All rights reserved. Without any warranty. Not binding 10/2022.

ARRI, the ARRI logo, ARRIMAX, ARRISUN, EB, **UOS**, L-Series, MAX Technology, M-Series, Orbiter, POCKETPAR, Quick Lighting Mount, QLM, True Blue, SkyPanel, SKYPANEL, Stellar, and T12 as well as the blue/silver color combination are registered trademarks of Arnold & Richter Cine Technik GmbH & Co. Betriebs KG.

Arnold & Richter Cine Technik GmbH & Co. Betriebs KG · Herbert-Bayer-Strasse 10 · 80807 Munich  
Tel +49 (0)89 3809 0 · Fax +49 (0)89 3809 1245 · [www.arri.com](http://www.arri.com)

# SKYPANEL<sup>®</sup>

SOFT LIGHTING | REDEFINED

