



Main Features

- Lens-less MAX Technology: Easy to use
- Around 30 % brighter than AS 40
- Compensation of Cable Losses (CCL)
- Steel yoke
- Two disk brakes with steel handles
- Cross-Cooling allows safe operation at extreme tilt angles
- Suitable for high frame rate images
- Weather resistant

M-Series M40 with MAX Technology

5 YEAR
warranty for new daylight
systems (head + ballast)

“More Light, Less Work.”

A member of the ARRI M-Series, the M40 is a lens-less system that unifies the advantages of Fresnel and PAR fixtures. The unit is open-face and thus very bright: around 30 % brighter than an AS 40 in spot.

Due to its unique, patented MAX Technology reflector, it is also focussable over a range of 18° to 52° Half Peak Angle. The M40 gives a remarkably even beam spread that casts crisp shadows over the whole focus range.

The reflector characteristics is optimised for 4,000 W lamps, but can also be used with 2,500 W lamps. The elimination of heavy but fragile spread lenses makes the lamphead ideal for rough location use, speeds up the work flow and reduces total cost of ownership.

The M40 is equipped with a module (Compensation of Cable Losses). In the combination with the ARRI EB MAX 2.5/4 the system reliably compensates losses over long cable lengths of up to 100 m (330 ft). This keeps the lamp power constant for maximum output and best colour rendition.

In order to hold even the heaviest accessories safely in place, the M40 has a tubular steel yoke and two disc brakes. Equipped with robust steel handles on both sides - same as M90 - the design offers best handling and grip with all weather and application conditions.










The M40 has the same accessory diameter as the AS 40 so that existing barndoors and scrims can be reused.

Like all True Blue ARRI lampheads, the M40 implements Cross-Cooling and allows thus safe operation even at extreme tilt angles. The electronics housing is spaced apart from the actual lamp housing to keep temperatures down and prolong the lifetime of electronic components. It is easy to open and to maintain.


For outdoor use the M40's IP23-rated weather resistance withstands even driven rain.

For Daylight Systems ARRI offers an extended warranty of 5 years.

Available Accessories

-  4-leaf barndoor
-  8-leaf barndoor
-  Spill ring
-  Set of 4 scrims
-  Snoot
-  Filter frame
-  Chimera Lightbank
-  Speed ring circular
-  Head-to-Ballast cable

Models

Version	Connector	Mounting	Color
M40	International (VEAM) 0.5 m cable outlet	Manual	 Blue/Silver

Technical Specifications

M-Series M40	
Ident-No.	L1.37400.B
EB MAX Set*	L0.0019656
Basic Set*	L0.0019657
	*Set including lamphead, ballast, cable, barndoor

Main Features	
Type of Lamphead	Open Face
Reflector	MAX Technology Facetted Reflector
Wattage	2,500 / 4,000 W
Lamp Base	G38
Lamp Type	Metal Halide 2,500 W/SE Metal Halide 4,000 W/SE
UV Protection Glass Diameter	350 mm / 14.0"

Technical Data of the Luminaire	
Max. Operating Temperature	ta= 45° C / 113° F
Max. Surface Temperature	tc= max. 250° C / 482° F
Tolerable Inclination	max. 90° upwards / max. 90° downwards
Safe Distances	5 m / 16.4 ft. to illuminated surface 1 m / 3.3 ft. around the luminaire
Protective Class	I - Protective Earth
Protective Rate	IP23

Specifications	
Dimensions (incl. flange) (H x W x L)	724 x 505 x 524 mm / 28.5 x 19.9 x 20.6"
Packed Size (H x W x L)	660 x 595 x 665 mm / 26.0 x 23.4 x 26.6"
Weight	approx. 20.0 kg (43.97 lbs)
Packed Weight	approx. 24.0 kg (52.86 lbs)
Accessories Diameter	400 mm (15.8") / 413 mm (16.3")
Mounting	Spigot 28 mm / 1 1/8" (1.1")
Certification	CE, CB, GS, cNRTLus

ARRI corresponding Electronic Ballasts

MAX Range IDs:	
L2.0019423	EB MAX 2.5/4 (USA) bare ends
L2.0016746	EB MAX 2.5/4 bare ends
Features:	

High Speed Range IDs:	
L2.76640.0	EB 2.5/4 bare ends
Features:	

Photometrical Data with 4,000 W Lamp

Distance: 7 m (23 ft.)	[Output / Diameter]
Spot 18°	40,300 lux (3,744 fc) / Ø 2.2 m (7.2 ft.)
Medium 30°	13,500 lux (1,254 fc) / Ø 3.6 m (11.8 ft.)
Flood 52°	5,000 lux (465 fc) / Ø 6.1 m (20.0 ft.)
Distance: 10 m (33 ft.)	[Output / Diameter]
Spot 18°	19,700 lux (1,830 fc) / Ø 3.1 m (10.2 ft.)
Medium 30°	6,500 lux (604 fc) / Ø 5.2 m (17.1 ft.)
Flood 52°	2,450 lux (134 fc) / Ø 8.8 m (28.9 ft.)
Distance: 15 m (49 ft.)	[Output / Diameter]
Spot 18°	8,750 lux (813 fc) / Ø 4.7 m (15.4 ft.)
Medium 30°	2,900 lux (289 fc) / Ø 7.8 m (25.6 ft.)
Flood 52°	1,075 lux (100 fc) / Ø 13.2 m (43.3 ft.)

All specifications are nominal / typical values.

