

Lighting – Product Catalog 09/2023

Americas V1.1

LED

Daylight

Ballasts

Tungsten

Professional Lighting Accessories



TABLE OF CONTENTS - QUICK NAVIGATION

SETS & KITS



LED Sets & Kits



Tungsten Kits

LED



SkyPanel X



Orbiter



SkyPanel



L-Series



Stellar

TED



M-Series



True Blue D



**ARRI Daylight
18/12**



**Electronic
Ballasts**



ARRILITE Plus



ARRI Junior



True Blue T



True Blue ST



Studio T



**True Blue ST
Theater**

PLA



PLA



LED SETS & KITS

| | |
|---------------------------|----|
| SkyPanel X Packages | 8 |
| Orbiter Kits | 9 |
| S360-C Kits | 11 |

TUNGSTEN KITS

| | |
|----------------------|----|
| ARRILITE Kits | 12 |
| Fresnel Kits | 13 |
| Softbank Kits | 19 |
| Accessory Pack | 26 |

LED

| | |
|-------------------------------|----|
| SkyPanel X | 30 |
| Orbiter | 34 |
| SkyPanel S30-C | 40 |
| SkyPanel S30-RP | 41 |
| SkyPanel S60-C | 46 |
| SkyPanel S60-RP | 47 |
| SkyPanel S120-C | 52 |
| SkyPanel S360-C | 58 |
| SkyPanel Remote Control | 60 |
| L-Series L5-C | 62 |
| L-Series L7-C | 66 |
| L-Series L10-C | 70 |
| Stellar 2.5 | 72 |



DAYLIGHT

| | |
|------------------------------|----|
| M-Series M8 | 76 |
| M-Series M18 | 78 |
| M-Series M40 | 80 |
| M-Series M90 | 82 |
| M-Series ARRIMAX 18/12 | 84 |
| True Blue D5 | 88 |
| True Blue D12 | 90 |
| True Blue D25 | 92 |
| True Blue D40 | 94 |
| ARRI Daylight 18/12 | 98 |

BALLASTS

| | |
|--|-----|
| Electronic Ballasts - Max Range | 102 |
| Electronic Ballasts - High Speed | 102 |

TUNGSTEN

| | |
|--------------------------|-----|
| ARRILITE 750 Plus | 104 |
| ARRILITE 2000 Plus | 106 |
| ARRI 150 | 108 |
| ARRI 300 Plus | 110 |
| ARRI 650 Plus | 112 |
| True Blue T1 | 114 |
| True Blue T2 | 116 |
| True Blue T5 | 118 |



TUNGSTEN

| | |
|-------------------------------|-----|
| True Blue ST1 | 120 |
| True Blue ST2 | 122 |
| True Blue ST5 | 124 |
| STUDIO T12 | 126 |
| STUDIO T24 | 127 |
| True Blue ST1/2 Theater | 128 |
| True Blue ST5 Theater | 129 |

PLA - PROFESSIONAL LIGHTING ACCESSORIES


| | |
|--|-----|
| Optics | 132 |
| Lamphead Control | 133 |
| Diffusion, Spill Rings, Snoots & Louvers | 134 |
| Dichroic Filter & Phosphor Panels | 137 |
| Barndoors | 138 |
| Scrim & Scrim Bags | 140 |
| Filter Frames | 143 |
| Softboxes, Accessory Holders & Speed Rings | 144 |
| Grip | 147 |
| Cables | 149 |
| Stands & Operating Poles | 151 |
| Cases (empty) | 152 |
| Lamps | 155 |
| Lenses | 157 |
| Other Accessories | 158 |



This page is intentionally left blank.



SETS & KITS



LED Sets & Kits



Tungsten Kits



LED SETS & KITS



SKYPANEL X PACKAGES

Ident.-No. Description

L0.0049591 X21 Soft Light Package (Edison)

NEW

- 1x L1.0048487 SkyPanel X, incl. X21 Dome
- 1x L2.0048844 ALL-WEATHER Control Panel
- 1x L2.0048577 X21 Manual Yoke incl. Spigot
- 1x L2.0007515 Mains cable, 3m, powerCON TRUE1 TOP Edison

L0.0049599 X21 Soft & Hard Light Package (Edison)

NEW

- 1x L1.0048487 SkyPanel X, incl. X21 Dome
- 1x L2.0048580 X21 HyPer Optic
- 1x L2.0048844 ALL-WEATHER Control Panel
- 1x L2.0048577 X21 Manual Yoke incl. Spigot
- 1x L2.0007515 Mains cable, 3m, powerCON TRUE1 TOP Edison

L0.0049827 X22 Soft & Hard Light Package (Bare Ends UL)

NEW

- 2x L1.0048487 SkyPanel X, incl. X21 Dome
- 2x L2.0048580 X21 HyPer Optic
- 1x L2.0048844 ALL-WEATHER Control Panel
- 1x L2.0049573 X Modular Yoke, incl. Spigot
- 1x L2.0049577 X22 Modular Frame, incl. Daisy Chain Cabling Ethernet & Power
- 1x L2.0049452 Mains cable, 3m, powerCON TRUE1 TOP Bare Ends / UL

L0.0049593 X23 Soft & Hard Light Package (Bare Ends UL)

NEW

- 3x L1.0048487 SkyPanel X, incl. X21 Dome
- 3x L2.0048580 X21 HyPer Optic
- 1x L2.0048844 ALL-WEATHER Control Panel
- 1x L2.0049573 X Modular Yoke, incl. Spigot
- 1x L2.0049570 X23 Modular Frame, incl. Daisy Chain Cabling Ethernet & Power
- 1x L2.0049452 Mains cable, 3m, powerCON TRUE1 TOP Bare Ends / UL

**ORBITER KITS****Ident.-No. Description****L0.0038044 Orbiter Combination Set**

- 1x Orbiter blue/silver (without yoke and cable)
- 1x Orbiter Manual Yoke with Spigot
- 1x Mains Cable, 7 m, powerCON TRUE1 TOP Edison, with line switch
- 1x Control Panel for Orbiter - incl. Carrying Pouch, D-Ring & Lanyard (Cable sold separately)
- 1x Cable for Control Panel, 5 m
- 1x Open Face Optic 60° Single for Orbiter
- 1x Open Face Optic 30° Single for Orbiter
- 1x Open Face Optic 15° Single for Orbiter
- 1x 4-Leaf Barndoor (168 mm / 6.6") for 30° & 60°
- 1x 4-Leaf Barndoor (245 mm / 9.7") for 15°
- 1x Case for Orbiter / Hard, empty
- 1x Bag for Orbiter Open Face Optics / Soft, empty

L0.0038045 Orbiter 15° Set

- 1x Orbiter blue/silver (without yoke and cable)
- 1x Orbiter Manual Yoke with Spigot
- 1x Mains Cable, 7 m, powerCON TRUE1 TOP Edison, with line switch
- 1x Control Panel for Orbiter - incl. Carrying Pouch, D-Ring & Lanyard (Cable sold separately)
- 1x Cable for Control Panel, 5 m
- 1x Open Face Optic 15° Single for Orbiter
- 1x 4-Leaf Barndoor (245 mm / 9.7") for 15°



ORBITER KITS

Ident.-No. Description**L0.0038046 Orbiter 30° Set**

- 1x Orbiter blue/silver (without yoke and cable)
- 1x Orbiter Manual Yoke with Spigot
- 1x Mains Cable, 7 m, powerCON TRUE1 TOP Edison, with line switch
- 1x Control Panel for Orbiter - incl. Carrying Pouch, D-Ring & Lanyard (Cable sold separately)
- 1x Cable for Control Panel, 5 m
- 1x Open Face Optic 30° Single for Orbiter
- 1x 4-Leaf Barndoor (168 mm / 6.6") for 30° & 60°

L0.0038047 Orbiter 60° Set

- 1x Orbiter blue/silver (without yoke and cable)
- 1x Orbiter Manual Yoke with Spigot
- 1x Mains Cable, 7 m, powerCON TRUE1 TOP Edison, with line switch
- 1x Control Panel for Orbiter - incl. Carrying Pouch, D-Ring & Lanyard (Cable sold separately)
- 1x Cable for Control Panel, 5 m
- 1x Open Face Optic 60° Single for Orbiter
- 1x 4-Leaf Barndoor (168 mm / 6.6") for 30° & 60°

L0.0047298 Orbiter Fresnel Set**NEW**

- 1x Orbiter blue/silver (without yoke and cable)
- 1x Orbiter Manual Yoke with Spigot
- 1x Mains Cable, 7 m, powerCON TRUE1 TOP Edison, with line switch
- 1x Control Panel for Orbiter - incl. Carrying Pouch, D-Ring & Lanyard (Cable sold separately)
- 1x Orbiter Fresnel Lens 15 - 65°
- 1x 4-leaf barndoor, True Blue (344 mm / 13.5") fits Orbiter Fresnel Lens 15 - 65°

**S360-C KITS****Ident.-No. Description****L0.0016335 S360-C Kit (Schuko / Edison)**

1x S360-C, blue/silver
1x Carbon Fiber Yoke for S360-C (incl. Pin)
1x Short Yoke for S360-C (incl. Pin)
1x Standard Diffusion for S360-C
1x Heavy Diffusion for S360-C
1x Lite Diffusion for S360-C
1x Intensifier for S360-C
1x Honeycomb 60° for S360-C
1x Honeycomb 30° for S360-C
1x Power Supply Unit for S360-C
1x Super Clamp Adapter for SkyPanel PSU
1x Mains cable powerCON 32A, 3 m (Schuko)
1x Mains cable powerCON 32A, 3 m (Edison)
1x DC cable 5 m (4-Pin 30A) S360-C
1x Transportation Case for SkyPanel S360-C
1x SkyPanel Remote

L0.0019705 S360-C Kit (Bare Ends) - w/o Accessories

1x S360-C, blue/silver
1x Carbon Fiber Yoke for S360-C (incl. Pin)
1x Standard Diffusion for S360-C
1x Power Supply Unit for S360-C
1x Super Clamp Adapter for SkyPanel PSU
1x Mains cable powerCON 32A, 3 m (Bare Ends)
1x DC cable 5 m (4-Pin 30A) S360-C
1x Transportation Case for SkyPanel S360-C



TUNGSTEN KITS



ARRILITE KITS

Ident.-No. Description

LK.0005640 ARRILITE 750 Plus/3 Compact Kit with wheels

- 3x ARRILITE 750 Plus w/accessory holder
- 3x Barndoor (6.6")
- 3x Scrim, full single (6 5/8")
- 3x Scrim, full double (6 5/8")
- 3x 750 W HPL lamp 120 V
- 3x Compact ARRI Kit stand AS-01
- 1x Compact 3-light case with wheels
(32 1/2 x 17 x 10 1/2") (18 lbs.)

LK.0005605 ARRILITE 750 Plus/3 Kit with wheels (for 220V)

220 V version of the previous Kit LK.0005640

LK.0005641 ARRILITE 750 Plus/4 Heavy Duty Kit

- 4x ARRILITE 750 Plus w/accessory holder
- 4x Barndoor (6.6")
- 4x Scrim, full single (6 5/8")
- 4x Scrim, full double (6 5/8")
- 4x 750 W HPL lamp 120 V
- 4x Compact ARRI Kit stand AS-01
- 1x Accessory pack
- 1x Heavy duty case with wheels
(40 x 19 1/2 x 15") (30 lbs.)

LK.0005606 ARRILITE 750 Plus/4 Kit (for 220V)

220 V version of the previous Kit LK.0005641

**ARRILITE KITS****Ident.-No. Description**

LK.0005655 ARRILITE 2000+/2 Heavy Duty Kit

2x ARRILITE 2000 Plus
 2x Barndoor (9.3")
 2x Scrim, full single (10")
 2x Scrim, full double (10")
 2x FEY 2000 W lamp
 2x Medium ARRI Kit stand AS-2
 1x Heavy duty case with wheels
 (40 x 19 1/2 x 15") (30 lbs.)

LK.0005620 ARRILITE 2000+/2 Heavy Duty Kit (for 220V)

220 V version of the previous Kit LK.0005655

FRESNEL KITS

LK.0005666 ARRILITE 575 Plus/Fresnel Mini Kit with wheels

2x ARRI 300 Plus
 2x Barndoor (5.1")
 2x Filter frame (5.1")
 2x Scrim, full single (5")
 2x Scrim, full double (5")
 2x FKW 300 W lamp

2x ARRILITE 750 Plus w/accessory holder
 2x Barndoor (6.6")
 2x Scrim, full single (6 5/8")
 2x Scrim, full double (6 5/8")
 2x HPL 575 W lamp 120 V

4x Compact ARRI Kit stand AS-01
 1x Compact 4-light case with wheels
 (32 1/2 x 17 x 10 1/2") (18 lbs.)

LK.0005631 ARRILITE 575 Plus/Fresnel Mini Kit (for 220V)

220 V version of the previous Kit LK.0005666



FRESNEL KITS

Ident.-No. **Description**

LK.0005636 150/3 Fresnel Kit with wheels

3x ARRI 150 Fresnel
 3x Barndoor (3.1")
 3x Filter frame (3.1")
 3x Scrim, full single (3")
 3x Scrim, full double (3")
 3x 150 W ESP lamp
 3x Medium ARRI Kit stand AS-2
 1x Compact 3-light case with wheels
 (32 1/2 x 17 x 10 1/2") (18 lbs.)

LK.0005601 150/3 Fresnel Kit with wheels (for 220V)

220 V version of the previous Kit LK.0005636

LK.0005668 150/300 Fresnel Mini Kit with wheels

2x ARRI 150 Fresnel
 2x Barndoor (3.1")
 2x Filter frame (3.1")
 2x Scrim, full single (3")
 2x Scrim, full double (3")
 2x ESP 150 W lamp

2x ARRI 300 Plus
 2x Barndoor (5.1")
 2x Filter frame (5.1")
 2x Scrim, full single (5")
 2x Scrim, full double (5")
 2x FKW 300 W lamp

1x Ceiling Scissor Clamp
 4x Compact ARRI Kit stand AS-01
 1x Compact 3-light case with wheels
 (32 1/2 x 17 x 10 1/2") (18 lbs.)

LK.0005633 150/300 Fresnel Mini Kit with wheels (for 220V)

220 V version of the previous Kit LK.0005668

**FRESNEL KITS****Ident.-No. Description**

LK.0005658 650/3 Compact Fresnel Kit with wheels

3x ARRI 650 Plus
 3x Barndoor (6.6")
 3x Filter frame (6.6")
 3x Scrim, full single (6 5/8")
 3x Scrim, full double (6 5/8")
 3x FRK 650 W lamp
 3x Compact ARRI Kit stand AS-01
 1x Compact 3-light case with wheels
 (32 1/2 x 17 x 10 1/2") (18 lbs.)

LK.0005623 650/3 Compact Fresnel Kit with wheels
 (for 220V)

220 V version of the previous Kit LK.0005658

LK.0005659 650/4 Fresnel Kit

4x ARRI 650 Plus
 4x Barndoor (6.6")
 4x Filter frame (6.6")
 4x Scrim, full single (6 5/8")
 4x Scrim, full double (6 5/8")
 4x FRK 650 W lamp
 4x Medium ARRI Kit stand AS-2
 1x Accessory pack
 1x Heavy duty case with wheels
 (40 x 19 x 13 1/2") (33 lbs.)

LK.0005624 650/4 Fresnel Kit (for 220V)

220 V version of the previous Kit LK.0005659



FRESNEL KITS

Ident.-No. **Description**

LK.0005656 1000/3 T1 Fresnel Kit

3x True Blue T1
 3x Barndoor (7.8")
 3x Filter frame (7.8")
 3x Scrim, full single (7 3/4")
 3x Scrim, full double (7 3/4")
 3x EGT 1000 W lamp
 3x Medium ARRI Kit stand AS-2
 1x Accessory pack
 1x Heavy duty case with wheels
 (40 x 19 x 13 1/2") (33 lbs.)

LK.0005621 1000/3 T1 Fresnel Kit (for 220V)

220 V version of the previous Kit LK.0005656

LK.0005643 150/300/650 Compact Fresnel Kit with wheels

1x ARRI 150 Fresnel
 1x Barndoor (3.1")
 1x Filter frame (3.1")
 1x Scrim, full single (3")
 1x Scrim, full double (3")
 1x ESP 150 W lamp

1x ARRI 300 Plus
 1x Barndoor (5.1")
 1x Filter frame (5.1")
 1x Scrim, full single (5")
 1x Scrim, full double (5")
 1x FKW 300 W lamp

1x ARRI 650 Plus
 1x Barndoor (6.6")
 1x Filter frame (6.6")
 1x Scrim, full single (6 5/8")
 1x Scrim, full double (6 5/8")
 1x FRK 650 W lamp

3x Compact ARRI Kit stand AS-01
 1x Compact 3-light case with wheels
 (32 1/2 x 17 x 10 1/2") (18 lbs.)



FRESNEL KITS

| Ident.-No. | Description |
|------------|--|
| LK.0005608 | 150/300/650 Compact Fresnel Kit with wheels (for 220V) |
| | 220 V version of the previous Kit LK.0005643 |
| LK.0005660 | 150/300/650 Fresnel Kit |
| | 2x ARRI 150 Fresnel 2x Barndoor (3.1") 2x Filter frame (3.1") 2x Scrim, full single (3") 2x Scrim, full double (3") 2x ESP 150 W lamp |
| | 1x ARRI 300 Plus 1x Barndoor (5.1") 1x Filter frame (5.1") 1x Scrim, full single (5") 1x Scrim, full double (5") 1x FKW 300 W lamp |
| | 2x ARRI 650 Plus 2x Barndoor (6.6") 2x Filter frame (6.6") 2x Scrim, full single (6 5/8") 2x Scrim, full double (6 5/8") 2x FRK 650 W lamp |
| | 4x Medium ARRI Kit stand AS-2 1x Accessory pack 1x Super clamp with 5/8" stud 1x Ceiling Scissor Clamp 1x Heavy duty case with wheels (40 x 19 x 13 1/2") (33 lbs.) |
| LK.0005625 | 150/300/650 Fresnel Kit with wheels (for 220V) |
| | 220 V version of the previous Kit LK.0005660 |



FRESNEL KITS

Ident.-No. **Description**

LK.0005662 300/650 Fresnel Combo Kit

2x ARRI 300 Plus
 2x Barndoor (5.1")
 2x Filter frame (5.1")
 2x Scrim, full single (5")
 2x Scrim, full double (5")
 2x FKW 300 W lamp

2x ARRI 650 Plus
 2x Barndoor (6.6")
 2x Filter frame (6.6")
 2x Scrim, full single (6 5/8")
 2x Scrim, full double (6 5/8")
 2x FRK 650 W lamp

4x Medium ARRI Kit stand AS-2
 1x Accessory pack
 1x Heavy duty case with wheels
 (40 x 19 x 13 1/2") (33 lbs.)

LK.0005627 300/650 Fresnel Combo Kit (for 220V)

220 V version of the previous Kit LK.0005662

LK.0005654 300/650 Compact Fresnel Kit with wheels

2x ARRI 300 Plus
 2x Barndoor (5.1")
 2x Filter frame (5.1")
 2x Scrim, full single (5")
 2x Scrim, full double (5")
 2x FKW 300 W lamp

1x ARRI 650 Plus
 1x Barndoor (6.6")
 1x Filter frame (6.6")
 1x Scrim, full single (6 5/8")
 1x Scrim, full double (6 5/8")
 1x FRK 650 W lamp

3x Compact ARRI Kit stand AS-01
 1x Compact 3-light case with wheels
 (32 1/2 x 17 x 10 1/2") (18 lbs.)

**FRESNEL KITS****Ident.-No. Description**

LK.0005619 300/650 Compact Fresnel Kit (for 220V)

220 V version of the previous Kit LK.0005654

SOFTBANK KITS

LK.0005661 SOFTBANK I Plus Kit

1x ARRI 300 Plus
 1x Barndoor (5.1")
 1x Filter frame (5.1")
 1x Scrim, full single (5")
 1x Scrim, full double (5")
 1x FKW 300 W lamp

2x ARRI 650 Plus
 1x ARRILITE 750 Plus w/accessory holder
 3x Barndoor (6.6")
 2x Filter frame (6.6")
 3x Scrim, full single (6 5/8")
 3x Scrim, full double (6 5/8")
 2x FRK 650 W lamp
 1x 750 W HPL lamp 120 V
 1x Chimera Video Pro "S"

4x Medium ARRI Kit stand AS-2
 1x Accessory pack
 1x Heavy duty case with wheels
 (40 x 19 x 13 1/2") (33 lbs.)

LK.0005626 SOFTBANK I Plus Kit (for 220V)

220 V version of the previous Kit LK.0005661



SOFTBANK KITS

Ident.-No. Description

LK.0005663 SOFTBANK II Plus Kit

3x ARRI 650 Plus
 1x ARRILITE 750 Plus w/accessory holder
 4x Barndoor (6.6")
 3x Filter frame (6.6")
 4x Scrim, full single (6 5/8")
 4x Scrim, full double (6 5/8")
 3x FRK 650 W lamp
 1x 750 W HPL lamp 120 V
 1x Chimera Video Pro "S"
 4x Medium ARRI Kit stand AS-2
 1x Accessory pack
 1x Heavy duty case with wheels
 (40 x 19 x 13 1/2") (33 lbs.)

LK.0005628 SOFTBANK II Plus Kit (for 220V)

220 V version of the previous Kit LK.0005663

LK.0005665 SOFTBANK III Plus Kit

2x ARRI 300 Plus
 2x Barndoor (6.6")
 2x Filter frame (6.6")
 2x Scrim, full single (5")
 2x Scrim, full double (5")
 2x FKW 300 W lamp

1x ARRI 650 Plus
 1x ARRILITE 750 Plus w/accessory holder
 2x Barndoor (6.6")
 1x Filter frame (6.6")
 2x Scrim, full single (6 5/8")
 2x Scrim, full double (6 5/8")
 1x FRK 650 W lamp
 1x Chimera Video Pro "S"
 1x 750 W HPL lamp 120 V

4x Medium ARRI Kit stand AS-2
 1x Accessory pack
 1x Heavy duty case with wheels
 (40 x 19 x 13 1/2") (33 lbs.)



SOFTBANK KITS

Ident.-No. **Description**

LK.0005630 SOFTBANK III Plus Kit (for 220V)

220 V version of the previous Kit LK.0005665

LK.0005664 SOFTBANK IV Plus Kit

2x ARRI 150 Fresnel
 2x Barndoor (3.1")
 2x Filter frame (3.1")
 2x Scrim, full single (3")
 2x Scrim, full double (3")
 2x ESP 150 W lamp

1x ARRI 300 Plus
 1x Barndoor (3.1")
 1x Filter frame (3.1")
 1x Scrim, full single (5")
 1x Scrim, full double (5")
 1x FKW 300 W lamp

1x ARRI 650 Plus
 1x ARRILITE 750 Plus w/accessory holder
 2x Barndoor (6.6")
 1x Filter frame (6.6")
 2x Scrim, full single (6 5/8")
 2x Scrim, full double (6 5/8")
 1x FRK 650 W lamp
 1x 750 W HPL lamp 120 V

4x Medium ARRI Kit stand AS-2
 1x Chimera Video Pro "S"
 1x Super Clamp w/ 5/8" pin
 1x Ceiling Scissor Clamp
 1x Accessory pack
 1x Heavy duty case with wheels
 (40 x 19 x 13 1/2") (33 lbs.)

LK.0005629 SOFTBANK IV Plus Kit (for 220V)

220 V version of the previous Kit LK.0005664



SOFTBANK KITS

Ident.-No. **Description**

LK.0005645 SOFTBANK D1 Kit with wheels

1x ARRI 150 Fresnel
 1x Barndoor (3.1")
 1x Filter frame (3.1")
 1x Scrim, full single (3")
 1x Scrim, full double (3")
 1x ESP 150 W lamp

1x ARRI 300 Plus
 1x Barndoor (5.1")
 1x Filter frame (5.1")
 1x Scrim, full single (5")
 1x Scrim, full double (5")
 1x FKW 300 W lamp

1x ARRI 650 Plus
 1x Barndoor (6.6")
 1x Filter frame (6.6")
 1x Scrim, full single (6 5/8")
 1x Scrim, full double (6 5/8")
 1x FRK 650 W lamp

1x Chimera Speed Ring
 1x Chimera Video Pro Bank, "XS" (16 x 22")
 1x Ceiling Scissor Clamp
 3x Compact ARRI Kit stand AS-01
 1x Compact 3-light case with wheels
 (32 1/2 x 17 x 10 1/2") (18 lbs.)

LK.0005610 SOFTBANK D1 Kit with wheels (for 220V)

220 V version of the previous Kit LK.0005645



SOFTBANK KITS

Ident.-No. **Description**

LK.0005647 SOFTBANK D2 Kit with wheels

2x ARRI 300 Plus
2x Barndoor (5.1")
2x Filter frame (5.1")
2x Scrim, full single (5")
2x Scrim, full double (5")
2x FKW 300 W lamp

1x ARRI 650 Plus
1x Barndoor (6.6")
1x Filter frame (6.6")
1x Scrim, full single (6 5/8")
1x Scrim, full double (6 5/8")
1x FRK 650 W lamp

1x Chimera Speed Ring
1x Chimera Video Pro Bank, "XS" (16 x 22")
1x Ceiling Scissor Clamp
3x Compact ARRI Kit stand AS-01
1x Compact 3-light case with wheels
(32 1/2 x 17 x 10 1/2") (18 lbs.)

LK.0005612 SOFTBANK D2 Kit with wheels (for 220V)

220 V version of the previous Kit LK.0005647



SOFTBANK KITS

Ident.-No. **Description**

LK.0005649 SOFTBANK D3 Kit with wheels

2x ARRI 150 Fresnel
2x Barndoor (3.1")
2x Filter frame (3.1")
2x Scrim, full single (3")
2x Scrim, full double (3")
2x ESP 150 W lamp

1x ARRI 650 Plus
1x Barndoor (6.6")
1x Filter frame (6.6")
1x Scrim, full single (6 5/8")
1x Scrim, full double (6 5/8")
1x FRK 650 W lamp

1x Chimera Speed Ring
1x Chimera Video Pro Bank, "XS" (16 x 22")
1x Ceiling Scissor Clamp
3x Compact ARRI Kit stand AS-01
1x Compact 3-light case with wheels
(32 1/2 x 17 x 10 1/2") (18 lbs.)

LK.0005614 SOFTBANK D3 Kit with wheels (for 220V)

220 V version of the previous Kit LK.0005649



SOFTBANK KITS

Ident.-No. **Description**

LK.0005651 SOFTBANK D4 Kit with wheels

2x ARRI 150 Fresnel
 2x Barndoor (3.1")
 2x Filter frame (3.1")
 2x Scrim, full single (3")
 2x Scrim, full double (3")
 2x ESP 150 W lamp

1x ARRI 300 Plus
 1x Barndoor (5.1")
 1x Filter frame (5.1")
 1x Scrim, full single (5")
 1x Scrim, full double (5")
 1x FKW 300 W lamp

1x ARRI 650 Plus
 1x Barndoor (6.6")
 1x Filter frame (6.6")
 1x Scrim, full single (6 5/8")
 1x Scrim, full double (6 5/8")
 1x FRK 650 W lamp

1x Chimera Speed Ring
 1x Chimera Video Pro Bank, "XS" (16 x 22")
 1x Ceiling Scissor Clamp
 4x Compact ARRI Kit stand AS-01
 1x Compact 3-light case with wheels
 (32 1/2 x 17 x 10 1/2") (18 lbs.)

LK.0005616 SOFTBANK D4 Fresnel Kit with wheels (for 220V)

220 V version of the previous Kit LK.0005651

**SOFTBANK KITS****Ident.-No. Description**

LK.0005652 SOFTBANK D5 Plus Kit with wheels

2x ARRI 150 Fresnel
 2x Barndoor (3.1")
 2x Filter frame (3.1")
 2x Scrim, full single (3")
 2x Scrim, full double (3")
 2x ESP 150 W lamp

2x ARRILITE 750 Plus w/accessory holder
 2x Barndoor (6.6")
 2x Scrim, full single (6 5/8")
 2x Scrim, full double (6 5/8")
 2x 575 W HPL lamp 120 V

2x Chimera Video Pro "S"
 1x Super Clamp with 5/8" pin
 1x Ceiling Scissor Clamp
 4x Compact ARRI Kit stand AS-01
 1x Compact 3-light case with wheels
 (32 1/2 x 17 x 10 1/2") (18 lbs.)

LK.0005617 SOFTBANK D5 Plus Kit with wheels (for 220V)

220 V version of the previous Kit LK.0005652

ACCESSORY PACK

LK.0005595 Accessory Pack (includes lamp pack Fresnel)

1x Accessory Pack Bag
 1x Ditty Bag
 1x Clothes Pins, 18 pack
 1x 25' extension calbe with triple tap
 1x Lamp pack, Fresnel
 1x Grip Gloves

LK.0005596 Accessory Pack (includes lamp pack ARRILITE & Fresnel)

Same as above but uses L2.0005259 Lamp Pack, ARRILITE & Fresnels



LED



SkyPanel X



Orbiter



SkyPanel



L-Series



Stellar



This page is intentionally left blank.



SKYPANEL X

| Package Components | SkyPanel X21 Soft Light Package | SkyPanel X21 Soft & Hard Light Package | SkyPanel X22 Soft & Hard Light Package | SkyPanel X23 Soft & Hard Light Package |
|--------------------|------------------------------------|--|--|--|
| SkyPanel X | | | | |
| | 1 | 1 | 2 | 3 |
| | - | 1 | 2 | 3 |
| | 1 | 1 | - | - |
| | - | - | 1 | 1 |
| | - | - | 1 | - |
| | - | - | - | 1 |
| | 1 | 1 | 1 | 1 |
| | 1 | 1 | 1 | 1 |



SkyPanel X



[Click here for more product related information | ARRI.com](#)

SkyPanel X | Packages

See LED Sets & Kits for more details

Ident.-No. Description

| | | |
|------------|--|-----|
| L0.0049591 | X21 Soft Light Package (Edison) | NEW |
| L0.0049599 | X21 Soft & Hard Light Package (Edison) | NEW |
| L0.0049827 | X22 Soft & Hard Light Package (Bare Ends UL) | NEW |
| L0.0049593 | X23 Soft & Hard Light Package (Bare Ends UL) | NEW |

SkyPanel X | Basic Configuration

Ident.-No. Description

| | | |
|------------|---|-----|
| L1.0048487 | SkyPanel X incl. X21 Dome (does not include stirrup, cable, control panel) | NEW |
|------------|---|-----|

OPTICS

| | | |
|------------|---------------------|-----|
| L2.0048580 | X21 HyPer Optic | NEW |
| L2.0048643 | X21 Dome | NEW |
| L2.0048578 | S60 Adapter for X21 | NEW |

LAMPHEAD CONTROL

| | | |
|------------|--|-----|
| L2.0048844 | ALL-WEATHER Control Panel (without cable, pouch, lanyard, D-ring, velcro) | NEW |
| L2.0033799 | Cable for Control Panel, 5 m | |
| L2.0033800 | Cable for Control Panel, 15 m | |
| L2.0033796 | Control Panel Carrying Pouch | |

**LIGHT CONTROL**

| | | |
|------------|--|------------|
| L2.0049578 | Beam Enhancer Filter for X21 HyPer Optic | NEW |
|------------|--|------------|

SOFTBOXES

| | | |
|------------|----------------------------------|------------|
| L2.0049585 | DoPchoice SNAPBOX®-SNOOT for X21 | NEW |
|------------|----------------------------------|------------|

| | | |
|------------|----------------------------|------------|
| L2.0049580 | DoPchoice SNAPBAG® for X21 | NEW |
|------------|----------------------------|------------|

| | | |
|------------|---------------------------------------|------------|
| L2.0049582 | DoPchoice SNAPGRID® 30° for X21 & S60 | NEW |
|------------|---------------------------------------|------------|

| | | |
|------------|--|--|
| L2.0008143 | DoPchoice SNAPGRID® 40° for SNAPBAG® X21 & S60 | |
|------------|--|--|

| | | |
|------------|---------------------------|------------|
| L2.0049583 | Chimera Lightbank for X23 | NEW |
|------------|---------------------------|------------|

MOUNTING

| | | |
|------------|------------------------------|------------|
| L2.0048577 | X21 Manual Yoke incl. Spigot | NEW |
|------------|------------------------------|------------|

| | | |
|------------|------------------------------|------------|
| L2.0049573 | X Modular Yoke, incl. Spigot | NEW |
|------------|------------------------------|------------|

| | | |
|------------|---|------------|
| L2.0049570 | X23 Modular Frame, incl. Daisy Chain Cabling Ethernet & Power | NEW |
|------------|---|------------|

| | | |
|------------|---|------------|
| L2.0049577 | X22 Modular Frame, incl. Daisy Chain Cabling Ethernet & Power | NEW |
|------------|---|------------|

| | | |
|------------|--|------------|
| L0.0049837 | X Modular System, incl. X Modular Yoke, X22 & X23 Modular Frames with Daisy Chain Cabling Ethernet & Power | NEW |
|------------|--|------------|

| | | |
|------------|--|------------|
| L2.0049276 | SkyPanel X Twin Quick-Lock, without Spigot/Clamp | NEW |
|------------|--|------------|

CABLES

| | | |
|------------|--|--|
| L2.0007515 | Mains cable, 3m, powerCON TRUE1 TOP Edison | |
|------------|--|--|

| | | |
|------------|--|--|
| L2.0005974 | Mains cable, 3m, powerCON TRUE1 TOP Bare Ends / CE | |
|------------|--|--|

| | | |
|------------|--|------------|
| L2.0049452 | Mains cable, 3m, powerCON TRUE1 TOP Bare Ends / UL | NEW |
|------------|--|------------|

| | | |
|------------|--|------------|
| L2.0049353 | Daisy Chain Cable, 0.8 m powerCON TRUE1 TOP / CE | NEW |
|------------|--|------------|

| | | |
|------------|-----------------------------------|------------|
| L2.0049357 | Daisy Chain Cable, 0.8 m Ethernet | NEW |
|------------|-----------------------------------|------------|



This page is intentionally left blank.



Orbiter[®]



Orbiter[®] Configuration Guide - How to set up your Orbiter before purchase

1 Fixture Color



Blue/Silver

Black

2 Yoke Type



MAN

P.O.

3 Power Cables



Mains Cables

Daisy Chain Cables

4 Control



Including Control Panel

Without Control Panel

5 Optics, Domes & Softboxes



Open Faces

Fresnel

Projections

Glass Cover

Domes

Bag-o-Light

Softboxes

6 Accessories for Optics



For Open Faces, Fresnel and Projections

For Softboxes

Docking Ring for third-party Optics

7 Transport



Case

Bags

8 Miscellaneous



Grip & Mounting

Protection & Safety

This ARRI Product Information (ID:0027632) is published by Arnold & Richter Cine Technik, September 2022 © ARRI/2022. Technical data and offerings are subject to change without notice. All rights reserved. Without any warranty. Not binding 09/2022. ARRI, Orbiter, Quick Lighting Mount, QLM, and LIOS as well as the blue/silver color combination are registered trademarks of Arnold & Richter Cine Technik GmbH & Co. Betriebs KG.

Find a complete product overview on www.arri.com/orbiter-accessories



Orbiter

[Click here for more product related information | ARRI.com](#)

ARRI
SPECTRA

LIOS
Lighting Operating System

QLM
Quick Lighting Mount



Orbiter | Sets

[Click here for Set contents | ARRI.com](#)

Ident.-No. Description

L0.0038044 Orbiter Combination Set

L0.0038045 Orbiter 15° Set

L0.0038046 Orbiter 30° Set

L0.0038047 Orbiter 60° Set

L0.0047298 Orbiter Fresnel Set

NEW

Orbiter | Basic Configuration

Contains Protective Cap and Antenna only

L1.0033520 Orbiter blue/silver without Yoke, Optic, Control Panel, Control Panel Cable and Mains Cable

L1.0033521 Orbiter black without Yoke, Optic, Control Panel, Control Panel Cable and Mains Cable

OPTICS

L2.0033549 Orbiter Projection Optic 25° incl. gobo holder

NEW

L2.0033550 Orbiter Projection Optic 35° incl. gobo holder

NEW

L2.0039436 Orbiter Fresnel Lens 15 - 65°

NEW

L2.0039438 Orbiter Dome Mini

NEW

L2.0039439 Orbiter Glass Cover

NEW


L2.0033542 Orbiter Open Face Optic 60° Single / Carton Box

L2.0033541 Orbiter Open Face Optic 30° Single / Carton Box

L2.0033540 Orbiter Open Face Optic 15° Single / Carton Box

L2.0041133 Orbiter Open Face Kit incl. Bag, 15°, 30° & 60° Open Face Optics

NEW

**LAMPHEAD CONTROL**L2.0033732 Orbiter Control Panel (without Cable) 

L2.0033799 Cable for Control Panel, 5 m

L2.0033800 Cable for Control Panel, 15 m

L2.0033796 Control Panel Pouch

- Stellar

*Use up to 5 fixtures free of charge

LIGHT CONTROLL2.0033843 Orbiter Projection Optic - Goboholder L2.0033841 Snoot for Orbiter Projection Optic 25°/35° L2.79470.0 4-leaf barndoor (168 mm / 6.6") fits
Open Face Optics 30° & 60°L2.79500.0 8-leaf barndoor (168 mm / 6.6") fits
Open Face Optics 30° & 60°L2.79480.0 Snoot (168 mm / 6.6") fits
Open Face Optics 30° & 60°L2.39870.0 4-leaf barndoor, True Blue (245 mm / 9.7") fits
Open Face Optic 15°L2.39900.0 8-leaf barndoor, True Blue (245 mm / 9.7") fits
Open Face Optic 15°L2.79880.0 Snoot (245 mm / 9.7") with variable aperture fits
Open Face Optic 15°L2.40950.0 4-leaf barndoor, True Blue (344 mm / 13.5") fits
Orbiter Fresnel Lens 15 - 65°L2.40960.0 8-leaf barndoor, True Blue (344 mm / 13.5") fits
Orbiter Fresnel Lens 15 - 65°**SOFTBOXES**

L2.0033839 Chimera Lightbank S for Orbiter

L2.0036058 Chimera Lightbank M for Orbiter

L2.0034271 Chimera Octa 4 for Orbiter

L2.0041050 EZ POP Soft Egg Crate 50° for Chimera Octa 4

**SOFTBOXES**

| | |
|------------|--|
| L2.0034621 | Chimera Dome M for Orbiter |
| L2.0034622 | Chimera Dome L for Orbiter |
| L2.0033840 | DoPchoice SnapBag S for Orbiter |
| L2.0034270 | DoPchoice SnapBag M for Orbiter |
| L2.0038793 | DoPchoice SnapGrid S 40° fits DoPchoice SnapBag S for Orbiter, Chimera Lightbank for S30, Chimera POP Bank for S60 |
| L2.0038791 | DoPchoice SnapGrid M 40° fits DoPchoice SnapBag M for Orbiter |
| L2.0034269 | DoPchoice Octa 4 for Orbiter |
| L2.0020275 | DoPchoice SnapGrid 40° for Octa 4 |
| L2.0035809 | DoPchoice Octa 4 Eyelight Baffle |
| L2.0035808 | DoPchoice Octa 4 Eyelight Magic Cloth |
| L2.0035807 | DoPchoice Octa 4 Eyelight 1/4 Grid |
| L2.0034266 | DoPchoice Dome S for Orbiter |
| L2.0034267 | DoPchoice Dome M for Orbiter |
| L2.0034268 | DoPchoice Dome L for Orbiter |
| L2.0039437 | Orbiter Bag-o-Light |

NEW

MOUNTING

| | |
|------------|--------------------------------------|
| L2.0034025 | Orbiter Manual Yoke with Spigot |
| L2.0036642 | Orbiter P.O. Yoke with Spigot |
| L2.0038027 | Mini Variable Friction Arm - Orbiter |

CABLES

| | |
|------------|--|
| L2.0024627 | Mains cable, 3 m, powerCON TRUE1 TOP Bare Ends, with line switch |
| L2.0001487 | Mains cable, 7 m, powerCON TRUE1 TOP Edison, with line switch |
| L2.0001485 | Mains cable, 1.5 m, powerCON TRUE1 TOP Bare Ends |

**TRANSPORT**

- L2.0034626 Orbiter Case (Offers space for Orbiter, Yoke, Antenna, Control Panel, Protective Cap, Cables, Barndoors, Rain Cover and Skid) / Hard, empty
- L2.0034624 Bag for Orbiter Open Face Optics (Offers space for 15°, 30°, 60° Open Face Optics and Protective Cap) / Soft, empty

MISCELLANEOUS

- L2.0039421 Orbiter Docking Ring
- L2.0034272 Orbiter Skid silver
- L2.0039329 Orbiter Skid black
- L2.0037805 Orbiter Rain Cover














NEW



This page is intentionally left blank.



SKYPANEL[®]

| Kit Components | | SkyPanel S30-C MAN | SkyPanel S30-C P.O. | SkyPanel S30-RP MAN | SkyPanel S30-RP P.O. |
|--|--|---|---|---|--|
| SkyPanel S30 | |  |  |  |  |
|  | Aluminum Yoke with 16 mm / 28 mm Combo Pin | ✓ | - | ✓ | - |
|  | Steel Yoke with 28 mm Junior Pin P.O. | - | ✓ | - | ✓ |
|  | S30 PSU | ✓ | ✓ | ✓ | ✓ |
|  | Standard Diffusion | ✓ | ✓ | - | - |
|  | RP Panel (3,200 or 5,600 K) | - | - | ✓ | ✓ |
|  | 3 m DC Cable (3-Pin XLR) | ✓ | - | ✓ | - |
|  | 1 m DC Cable (3-Pin XLR) | - | ✓ | - | ✓ |
|  | 3 m Mains Cable powerCON TRUE1 TOP | ✓ | ✓ | ✓ | ✓ |
|  | Rail Mount Adapter for SkyPanel PSU | ✓ | ✓ | ✓ | ✓ |



SKYPANEL S30-C

[Click here for more product related information | ARRI.com](#)



FW
4



SKYPANEL S30-C

Ident.-No. Description

L0.0007711 S30-C MAN blue/silver Edison

L0.0009184 S30-C MAN black Bare Ends

L0.0007714 *S30-C P.O. blue/silver Bare Ends

L0.0007716 *S30-C P.O. black Bare Ends

**Pole Op versions are "Special Order Only" – No cancelations or returns*

DIFFUSION AND INTENSIFIER (see the following pages for more S30 accessories)

L2.0007325 Standard Diffusion for SkyPanel S30 107° HPA

L2.0007326 Heavy Diffusion for SkyPanel for S30 114° HPA

L2.0007327 Lite Diffusion for SkyPanel for S30 105° HPA

L2.0007823 Intensifier for SkyPanel S30-C 73° HPA

L0.0008468 Diffusion Kit S30 (Includes: Lite & Heavy
Diffusion, Intensifier and Panel Carrying Bag)

L2.0008309 Accessory Bag for SkyPanel S30
(for max. 4 diffusion panels or honeycombs)



SKYPANEL S30-RP

[Click here for more product related information | ARRI.com](#)



SKYPANEL S30-RP

Ident.-No. Description

| | |
|------------|--|
| L0.0007717 | S30-RP 3,200 K MAN blue/silver Edison |
| L0.0007721 | *S30-RP 3,200 K P.O. blue/silver Bare Ends |
| L0.0007722 | *S30-RP 3,200 K P.O. black Bare Ends |
| L0.0007723 | S30-RP 5,600 K MAN blue/silver Edison |
| L0.0007726 | *S30-RP 5,600 K P.O. blue/silver Bare Ends |
| L0.0007727 | *S30-RP 5,600 K P.O. black Bare Ends |

**Pole Op versions are "Special Order Only" – No cancelations or returns*

REMOTE PHOSPHOR (see the following pages for more S30 accessories)

| | |
|------------|---|
| L2.0007520 | Remote Phosphor Panel for S30-RP 2,700 K |
| L2.0007521 | Remote Phosphor Panel for S30-RP 3,200 K |
| L2.0007522 | Remote Phosphor Panel for S30-RP 4,300 K |
| L2.0007523 | Remote Phosphor Panel for S30-RP 5,600 K |
| L2.0007524 | Remote Phosphor Panel for S30-RP 6,500 K |
| L2.0007789 | Remote Phosphor Panel for S30-RP 10,000 K |
| L2.0007525 | Remote Phosphor Panel for S30-RP Chroma Green |
| L2.0008309 | Accessory Bag for SkyPanel S30 (for max. 4 diffusion panels or honeycombs) |



LAMPHEAD CONTROL

| | |
|------------|---|
| - | Stellar *Use up to 5 fixtures free of charge |
| L2.0022690 | SkyPanel Remote incl. 5m USB cable and pouch |
| L2.0013861 | SkyPanel Remote USB cable, 5 m |
| L2.0013945 | SkyPanel Remote Carrying Pouch |

LIGHT CONTROL

| | |
|------------|---------------------------------------|
| L2.0008187 | 4-leaf barndoor for SkyPanel S30 |
| L2.0013877 | FlexDoor for SkyPanel S30 |
| L2.0008048 | 4-Chamber Eggcrate for SkyPanel S30 |
| L2.0008064 | Honeycomb 60° for SkyPanel S30 |
| L2.0008065 | Honeycomb 30° for SkyPanel S30 |
| L2.0008019 | Snoot for SkyPanel S30 |
| L2.0008189 | Extra Diffusion Slot for SkyPanel S30 |
| L2.0010271 | SkyBender for SkyPanel S30-C |

SOFTBOXES

| | |
|------------|---|
| L2.0008142 | DoPchoice SnapGrid 40° for SkyPanel S30 |
| L2.0008140 | DoPchoice SnapGrid 40° for SnapBag S30 |
| L2.0008141 | DoPchoice SnapBag for SkyPanel S30 |
| L2.0020274 | DoPchoice Octa 4 for SkyPanel S30 |
| L2.0035809 | DoPchoice Octa 4 Eyclight Baffle |
| L2.0035808 | DoPchoice Octa 4 Eyclight Magic Cloth |
| L2.0035807 | DoPchoice Octa 4 Eyclight 1/4 Grid |
| L2.0020275 | DoPchoice SnapGrid 40° for Octa 4 |

**SOFTBOXES**

| | |
|------------|--|
| L2.0015899 | Chimera Lantern with Skirt for SkyPanel S30 |
| L2.0020498 | Chimera POP Bank for SkyPanel S30 |
| L2.0021388 | Chimera Lightbank with Brackets for S30 |
| L2.0038793 | DoPchoice SnapGrid S 40° fits DoPchoice SnapBag S for Orbiter, Chimera Lightbank for S30, Chimera POP Bank for S60 |
| L2.0015977 | Chimera Universal Brackets for SkyPanel (suitable for S30 / S60 / S120) |

MOUNTING

| | |
|------------|---------------------------------------|
| L2.0008078 | Center Mount Yoke |
| L2.0008080 | Fixed Center Mount Yoke |
| L2.0014136 | SkyPanel Side Handles (2 pcs.) |
| L2.0008184 | Double Vertical Yoke for SkyPanel S30 |
| L2.0008082 | Rail Mount Adapter for SkyPanel PSU |
| L2.0006921 | Super Clamp Adapter for SkyPanel PSU |
| L2.0007929 | Stirrup Manual S30 |
| L2.0007935 | Stirrup P.O. S30 |

CABLES

| | |
|------------|--|
| L2.0007492 | DC cable 0.5 m (XLR3) SkyPanel |
| L2.0007491 | DC cable 1 m (XLR3) SkyPanel |
| L2.0007493 | DC cable 3 m (XLR3) SkyPanel |
| L2.0007494 | DC cable 10 m (XLR3) SkyPanel |
| L2.0007860 | DC cable 15 m (XLR3) SkyPanel |
| L2.0012548 | Daisy Chain Cable, 3 m, powerCON TRUE1 TOP/ UL |
| L2.0007515 | Mains cable, 3 m, powerCON TRUE1 TOP Edison |
| L2.0005974 | Mains cable, 3 m, powerCON TRUE1 TOP Bare Ends |

**SAFETY**

L2.0005271 Safety Cable with Carabiner

TRANSPORT

L2.0010639 Case for SkyPanel S30 - Molded Single

L2.0010640 Case for SkyPanel S30 - Molded Double

BATTERY ADAPTERS

L2.0033989 B-Mount Battery Adapter Plate

L2.0008070 V-Mount Battery Adapter Plate

L2.0008071 Battery Adapter Plate for Anton/Bauer

POWER SUPPLY

L2.0007735 Power Supply Unit for SkyPanel S30 - blue/silver

L2.0007886 Power Supply Unit for SkyPanel S30 - black



SKYPANEL®

| Kit Components | | SkyPanel S60-C MAN | SkyPanel S60-C P.O. | SkyPanel S60-RP MAN | SkyPanel S60-RP P.O. |
|----------------|---------------------------------------|-----------------------|------------------------|------------------------|-------------------------|
| SkyPanel S60 | | | | | |
| | Aluminum Yoke with 28 mm Junior Pin | ✓ | - | ✓ | - |
| | Steel Yoke with 28 mm Junior Pin P.O. | - | ✓ | - | ✓ |
| | S60/S120 PSU | ✓ | ✓ | ✓ | ✓ |
| | Standard Diffusion | ✓ | ✓ | - | - |
| | RP Panel (3,200 or 5,600 K) | - | - | ✓ | ✓ |
| | 3 m DC Cable (3-Pin XLR) | ✓ | - | ✓ | - |
| | 1 m DC Cable (3-Pin XLR) | - | ✓ | - | ✓ |
| | 3 m Mains Cable powerCON TRUE1 TOP | ✓ | ✓ | ✓ | ✓ |
| | Rail Mount Adapter for SkyPanel PSU | ✓ | ✓ | ✓ | ✓ |



SKYPANEL S60-C

[Click here for more product related information | ARRI.com](#)



SKYPANEL S60-C

Ident.-No. Description

L0.0007063 S60-C MAN blue/silver Edison

L0.0008989 S60-C MAN black Edison

L0.0007066 *S60-C P.O. blue/silver Bare Ends

L0.0007067 *S60-C P.O. black Bare Ends

**Pole Op versions are "Special Order Only" – No cancelations or returns*

DIFFUSION AND INTENSIFIER (see the following pages for more S60 accessories)

L2.0003345 Standard Diffusion for SkyPanel S60 107° HPA

L2.0003903 Heavy Diffusion for SkyPanel S60 114° HPA

L2.0003904 Lite Diffusion for SkyPanel S60 105° HPA

L2.0007818 Intensifier for SkyPanel S60-C 73° HPA

L0.0008461 Diffusion Kit S60 (Lite & Heavy Diffusion, Intensifier & Panel Carrying Bag)

L2.0008306 Accessory Bag for SkyPanel S60
(for max. 4 diffusion panels or honeycombs)



SKYPANEL S60-RP

[Click here for more product related information | ARRI.com](#)



SKYPANEL S60-RP

Ident.-No. Description

| | |
|------------|--|
| L0.0007068 | S60-RP 3,200 K MAN blue/silver Edison |
| L0.0007071 | *S60-RP 3,200 K P.O. blue/silver Bare Ends |
| L0.0007072 | *S60-RP 3,200 K P.O. black Bare Ends |
| L0.0007073 | S60-RP 5,600 K MAN blue/silver Edison |
| L0.0007076 | *S60-RP 5,600 K P.O. blue/silver Bare Ends |
| L0.0007077 | *S60-RP 5,600 K P.O. black Bare Ends |

**Pole Op versions are "Special Order Only" – No cancelations or returns*

REMOTE PHOSPHOR (see the following pages for more S60 accessories)

| | |
|------------|---|
| L2.0003347 | Remote Phosphor Panel for S60-RP 2,700 K |
| L2.0003348 | Remote Phosphor Panel for S60-RP 3,200 K |
| L2.0003349 | Remote Phosphor Panel for S60-RP 4,300 K |
| L2.0003350 | Remote Phosphor Panel for S60-RP 5,600 K |
| L2.0003346 | Remote Phosphor Panel for S60-RP 6,500 K |
| L2.0007778 | Remote Phosphor Panel for SS60-RP 10,000 K |
| L2.0003351 | Remote Phosphor Panel for S60-RP Chroma Green |
| L2.0008306 | Accessory Bag for SkyPanel S60 (for max. 4 diffusion panels or honeycombs) |

**LAMPHEAD CONTROL**

| | |
|------------|---|
| - | Stellar *Use up to 5 fixtures free of charge |
| L2.0022690 | SkyPanel Remote incl. 5m USB cable and pouch |
| L2.0013861 | SkyPanel Remote USB cable, 5 m |
| L2.0013945 | SkyPanel Remote Carrying Pouch |

LIGHT CONTROL

| | |
|------------|---------------------------------------|
| L2.0007530 | 4-leaf barndoor for SkyPanel S60 |
| L2.0013878 | FlexDoor for SkyPanel S60 |
| L2.0007977 | 8-Chamber Eggcrate for SkyPanel S60 |
| L2.0008058 | Honeycomb 60° for SkyPanel S60 |
| L2.0008059 | Honeycomb 30° for SkyPanel S60 |
| L2.0007999 | Snoot for SkyPanel S60 |
| L2.0008188 | Extra Diffusion Slot for SkyPanel S60 |
| L2.0009611 | SkyBender for SkyPanel S60-C |

SOFTBOXES

| | |
|------------|---|
| L2.0008144 | DoPchoice SnapGrid 40° for SkyPanel S60 |
| L2.0008143 | DoPchoice SnapGrid 40° for SnapBag S60 |
| L2.0008145 | DoPchoice SnapBag for SkyPanel S60 |

**SOFTBOXES**

| | |
|------------|--|
| L2.0016163 | DoPchoice Octa 5 for 2x SkyPanel S60 (incl. Bracket) |
| L2.0020276 | DoPchoice SnapGrid 40° for Octa 5 |
| L2.0016160 | DoPchoice Octa 7 for 2x SkyPanel S60 (incl. Bracket) |
| L2.0020277 | DoPchoice SnapGrid 40° for Octa 7 |
| L2.0015900 | Chimera Lantern with Skirt for SkyPanel S60 |
| L2.0020499 | Chimera POP Bank for SkyPanel S60 |
| L2.0038793 | DoPchoice SnapGrid S 40° fits DoPchoice SnapBag S for Orbiter, Chimera Lightbank for S30, Chimera POP Bank for S60 |
| L2.0021390 | Chimera Shallow Lightbank with Brackets for S60 |
| L2.0021389 | Chimera Lightbank with Brackets for S60 |
| L2.0015977 | Chimera Universal Brackets for SkyPanel (suitable for S30 / S60 / S120) |
| L2.0033435 | Chimera Octa 5 for SkyPanel S60 |

MOUNTING

| | |
|------------|---|
| L2.0008078 | Center Mount Yoke |
| L2.0008080 | Fixed Center Mount Yoke |
| L2.0014136 | SkyPanel Side Handles (2 pcs.) |
| L2.0008098 | Double Vertical Yoke for SkyPanel S60 |
| L2.0008082 | Rail Mount Adapter for SkyPanel PSU |
| L2.0006921 | Super Clamp Adapter for SkyPanel PSU |
| L2.0014566 | Space Light Silk Mounting Adapter for S60 |
| L2.0008629 | Stirrup Manual S60 (Aluminum Profile) |
| L2.0007934 | Stirrup P.O. S60 |
| L2.0036395 | DoPchoice Bracket for 2x S60 |

**CABLES**

| | |
|------------|---|
| L2.0007492 | DC cable 0.5 m (XLR3) SkyPanel |
| L2.0007491 | DC cable 1 m (XLR3) SkyPanel |
| L2.0007493 | DC cable 3 m (XLR3) SkyPanel |
| L2.0007494 | DC cable 10 m (XLR3) SkyPanel |
| L2.0007860 | DC cable 15 m (XLR3) SkyPanel |
| L2.0012548 | Daisy Chain Cable, 3 m, powerCON TRUE1 TOP/ UL |
| L2.0007515 | Mains cable, 3 m, powerCON TRUE1 TOP Edison |
| L2.0005974 | Mains cable, 3 m, powerCON TRUE1 TOP Bare Ends |

SAFETY

| | |
|------------|-----------------------------|
| L2.0005271 | Safety Cable with Carabiner |
|------------|-----------------------------|

TRANSPORT

| | |
|------------|--|
| L2.0015848 | Case for SkyPanel S60 - Molded Single US |
|------------|--|

BATTERY ADAPTERS

| | |
|------------|---------------------------------------|
| L2.0033989 | B-Mount Battery Adapter Plate |
| L2.0008070 | V-Mount Battery Adapter Plate |
| L2.0008071 | Battery Adapter Plate for Anton/Bauer |

POWER SUPPLY

| | |
|------------|--|
| L2.0012491 | Power Supply Unit for SkyPanel S60/S120-C blue/silver |
| L2.0012492 | Power Supply Unit for SkyPanel S60/S120-C black |













MISCELLANEOUS

| | |
|------------|---|
| L2.0005113 | Operating Pole for Pole Operated Fixtures extends to 12.5' |
| L2.0042990 | Rain Cover for S60 |





SKYPANEL®

| Kit Components | | SkyPanel S120-C MAN | SkyPanel S120-C P.O. | SkyPanel S120-C Center Mount |
|--|---------------------------------------|---|---|---|
| SkyPanel S120-C | |  |  |  |
|  | Aluminum Yoke with 28 mm Junior Pin | ✓ | - | - |
|  | Steel Yoke with 28 mm Junior Pin P.O. | - | ✓ | - |
|  | Center Mount Yoke & 2 Side Handles | - | - | ✓ |
|  | S60/S120 PSU | ✓ | ✓ | ✓ |
|  | Standard Diffusion | ✓ | ✓ | ✓ |
|  | 3 m DC Cable (3-Pin XLR) | ✓ | - | ✓ |
|  | 1 m DC Cable (3-Pin XLR) | - | ✓ | - |
|  | 3 m Mains Cable powerCON TRUE1 TOP | ✓ | ✓ | ✓ |
|  | Rail Mount Adapter for SkyPanel PSU | ✓ | ✓ | - |



SKYPANEL S120-C

[Click here for more product related information | ARRI.com](#)

FW
4

SKYPANEL S120-C

Ident.-No. Description

| | |
|------------|--|
| L0.0012956 | S120-C MAN blue/silver Edison |
| L0.0012950 | S120-C Center Mount blue/silver Edison |
| L0.0013424 | S120-C MAN black Bare Ends |
| L0.0012953 | *S120-C P.O. blue/silver Bare Ends |
| L0.0012952 | *S120-C P.O. black Bare Ends |

**Pole Op Versions are "Special Order Only" – No cancelations or returns*

DIFFUSION AND INTENSIFIER

| | |
|------------|--|
| L2.0009501 | Standard Diffusion for SkyPanel S120-C 107° HPA |
| L2.0009500 | Heavy Diffusion for SkyPanel S120-C 114° HPA |
| L2.0009502 | Lite Diffusion for SkyPanel S120-C 105° HPA |
| L2.0009503 | Intensifier for SkyPanel S120-C 73° HPA |
| L2.0013780 | Accessory Bag for SkyPanel S120-C (for max. 4 diffusion panels or honeycombs) |
| L0.0015070 | Diffusion Kit S120-C (Lite & Heavy Diffusion, Intensifier & Panel Carrying Bag) |

LAMPHEAD CONTROL

| | |
|---|---|
| - | Stellar *Use up to 5 fixtures free of charge |
|---|---|

**LAMPHEAD CONTROL**

| | |
|------------|--|
| L2.0022690 | SkyPanel Remote incl. 5m USB cable and pouch |
| L2.0013861 | SkyPanel Remote USB cable, 5 m |
| L2.0013945 | SkyPanel Remote Carrying Pouch |

LIGHT CONTROL

| | |
|------------|---------------------------------|
| L2.0010114 | 4-leaf barndoor for S120-C |
| L2.0012922 | FlexDoor for S120-C |
| L2.0009690 | 16-Chamber Eggcrate for S120-C |
| L2.0009561 | Honeycomb 60° for S120-C |
| L2.0009562 | Honeycomb 30° for S120-C |
| L2.0009680 | Snoot for S120-C |
| L2.0009681 | Extra Diffusion Slot for S120-C |
| L2.0012833 | Spill Frame for S120-C |
| L2.0010352 | SkyBender for S120-C |

SOFTBOXES

| | |
|------------|--|
| L2.0010382 | DoPchoice SnapGrid 40x60° for S120-C |
| L2.0010383 | DoPchoice SnapBag for S120-C |
| L2.0010381 | DoPchoice SnapGrid 40° for SnapBag S120-C |
| L2.0013180 | Chimera Lightbank with Brackets for S120-C |
| L2.0021309 | Chimera POP Bank for S120-C |
| L2.0015977 | Chimera Universal Brackets for SkyPanel (suitable for S30 / S60 / S120) |

MOUNTING

| | |
|------------|-------------------------|
| L2.0008078 | Center Mount Yoke |
| L2.0008080 | Fixed Center Mount Yoke |



MOUNTING

| | |
|------------|--|
| L2.0014136 | SkyPanel Side Handles (2 pcs.) |
| L2.0010180 | Double Vertical Yoke for SkyPanel S120-C |
| L2.0008082 | Rail Mount Adapter for SkyPanel PSU |
| L2.0006921 | Super Clamp Adapter for SkyPanel PSU |
| L2.0010151 | Stirrup Manual S120-C |
| L2.0009423 | Stirrup P.O. S120-C |

CABLES

| | |
|------------|---|
| L2.0007492 | DC cable 0.5 m (XLR3) SkyPanel |
| L2.0007491 | DC cable 1 m (XLR3) SkyPanel |
| L2.0007493 | DC cable 3 m (XLR3) SkyPanel |
| L2.0007494 | DC cable 10 m (XLR3) SkyPanel |
| L2.0007860 | DC cable 15 m (XLR3) SkyPanel |
| L2.0012548 | Daisy Chain Cable, 3 m, powerCON TRUE1 TOP/ UL |
| L2.0007515 | Mains cable, 3 m, powerCON TRUE1 TOP Edison |
| L2.0005974 | Mains cable, 3 m, powerCON TRUE1 TOP Bare Ends |

SAFETY

| | |
|------------|-----------------------------|
| L2.0005271 | Safety Cable with Carabiner |
|------------|-----------------------------|

TRANSPORT

| | |
|------------|--|
| L2.0013694 | Case for SkyPanel S120-C - Molded Center Mount |
| L2.0013695 | *Case for SkyPanel S120-C - Molded Manual |

**Stirrup must be removed to insert fixture into case*

BATTERY ADAPTERS

| | |
|------------|---------------------------------------|
| L2.0033989 | B-Mount Battery Adapter Plate |
| L2.0008070 | V-Mount Battery Adapter Plate |
| L2.0008071 | Battery Adapter Plate for Anton/Bauer |



POWER SUPPLY

- L2.0012491 Power Supply Unit for SkyPanel S60/S120-C blue/silver
- L2.0012492 Power Supply Unit for SkyPanel S60/S120-C black

MISCELLANEOUS

- L2.0005113 Operating Pole for Pole Operated Fixtures extends to 12.5'



This page is intentionally left blank.



SKYPANEL®

| Kit Components | | SkyPanel S360-C Standard Diffusion | SkyPanel S360-C Intensifier | SkyPanel S360-C Kit (Complete) | SkyPanel S360-C Kit w/o Accessories |
|-----------------|---|---------------------------------------|--------------------------------|-----------------------------------|--|
| SkyPanel S360-C | | | | | |
| | Carbon Fibre Yoke with 28 mm Junior Pin | ✓ | ✓ | ✓ | ✓ |
| | Steel Yoke with 28 mm Junior Pin (Short Yoke) | - | - | ✓ | - |
| | S360-C PSU | ✓ | ✓ | ✓ | ✓ |
| | Lite Diffusion | - | - | ✓ | - |
| | Standard Diffusion | ✓ | - | ✓ | ✓ |
| | Heavy Diffusion | - | - | ✓ | - |
| | Intensifier | - | ✓ | ✓ | - |
| | Honeycomb 30° | - | - | ✓ | - |
| | Honeycomb 60° | - | - | ✓ | - |
| | 5 m DC Cable (4-Pin Metal Locking) | ✓ | ✓ | ✓ | ✓ |
| | 3 m UL Mains Cable powerCON 32 A (Edison) | - | - | ✓ | - |
| | 3 m Mains Cable powerCON 32 A (Schuko) | ✓ | ✓ | ✓ | - |
| | 3 m Mains Cable powerCON 32 A (Bare E.) | - | - | - | ✓ |
| | Super Clamp Adapter for SkyPanel PSU | ✓ | ✓ | ✓ | ✓ |
| | SkyPanel Remote Control (incl. 5m cable) | - | - | ✓ | - |
| | Case with wheels | - | - | ✓ | ✓ |



SKYPANEL S360-C

[Click here for more product related information | ARRI.com](#)



SKYPANEL S360-C

Ident.-No. Description

| | |
|------------|--|
| L0.0016325 | S360-C Standard Diffusion blue/silver Edison |
| L0.0016329 | S360-C Standard Diffusion blue/silver Bare Ends |
| L0.0016330 | S360-C Intensifier blue/silver Edison |
| L0.0016334 | S360-C Intensifier blue/silver Bare Ends |
| L0.0016335 | S360-C Kit (Complete) blue/silver Edison&Schuko |
| L0.0019705 | S360-C Kit w/o Accessories blue/silver Bare Ends |

DIFFUSION AND INTENSIFIER

| | |
|------------|---|
| L2.0015014 | Standard Diffusion for SkyPanel S360-C 107° HPA |
| L2.0015013 | Heavy Diffusion for SkyPanel S360-C 114° HPA |
| L2.0015016 | Lite Diffusion for SkyPanel S360-C 105° HPA |
| L2.0015022 | Intensifier for SkyPanel S360-C 73° HPA |

LAMPHEAD CONTROL

| | |
|------------|---|
| - | Stellar *Use up to 5 fixtures free of charge |
| L2.0022690 | SkyPanel Remote incl. 5m USB cable and pouch |
| L2.0013861 | SkyPanel Remote USB cable, 5 m |
| L2.0013945 | SkyPanel Remote Carrying Pouch |

**LIGHT CONTROL**

| | |
|------------|-----------------------------------|
| L2.0014979 | Honeycomb 60° for S360-C |
| L2.0014978 | Honeycomb 30° for S360-C |
| L2.0016381 | DoPchoice Snoot for S360-C |
| L2.0016383 | DoPchoice SnapGrid 40° for S360-C |
| L2.0016382 | DoPchoice SnapBox for S360-C |

SOFTBOXES

| | |
|------------|---|
| L2.0020278 | DoPchoice SnapBag 6'x6' for S360-C |
| L2.0020279 | DoPchoice SnapGrid 40° for SnapBag S360-C |
| L2.0033951 | Chimera Panel Lantern for S360-C |
| L2.0033950 | Chimera POP Bank for S360-C |

MOUNTING

| | |
|------------|--|
| L2.0006921 | Super Clamp Adapter for SkyPanel PSU |
| L2.0015929 | Short Yoke for SkyPanel S360-C (incl. Pin) |

CABLES

| | |
|------------|---|
| L2.0016030 | DC cable 5 m (4-Pin 30A) SkyPanel S360-C |
| L2.0016031 | DC cable 10 m (4-Pin 30A) SkyPanel S360-C |
| L2.0015785 | Mains cable S360-C, 3 m, powerCON 32A / Edison |
| L2.0015788 | Mains cable S360-C, 3 m, powerCON 32A / Bare Ends |

TRANSPORT

| | |
|------------|---|
| L2.0016354 | Case for SkyPanel S360-C - Hard, Single |
|------------|---|

POWER SUPPLY

| | |
|------------|--|
| L2.0015249 | Power Supply Unit for SkyPanel S360-C blue/silver |
|------------|--|



SKYPANEL REMOTE CONTROL



[Click here for more product related information | ARRI.com](#)

SKYPANEL REMOTE CONTROL

| Ident.-No. | Description |
|-------------------|--------------------|
|-------------------|--------------------|

| | |
|------------|--|
| L2.0022690 | SkyPanel Remote incl. 5m USB cable and pouch |
|------------|--|








ACCESSORIES FOR REMOTE CONTROL

| | |
|------------|--------------------------------|
| L2.0013861 | SkyPanel Remote USB cable, 5 m |
|------------|--------------------------------|

| | |
|------------|--------------------------------|
| L2.0013945 | SkyPanel Remote Carrying Pouch |
|------------|--------------------------------|



L-SERIES ^{ARRI}

| Kit Components | | L5-C Stand-Mount | L5-C Hanging | L5-C P.O. |
|--|---|---|---|--|
| L-Series L5-C | |  |  |  |
|  | Yoke with 16 mm / 28 mm Combo Pin | ✓ | ✓ | - |
|  | Yoke with 16 mm / 28 mm Combo Pin P.O. | - | - | ✓ |
|  | 7 m Mains Cable powerCON TRUE1 TOP with line switch | ✓ | - | - |
|  | 1.5 m Mains Cable powerCON TRUE1 TOP | - | ✓ | ✓ |



L-SERIES L5-C

[Click here for more product related information | ARRI.com](#)

FW
2.53
Extended
Warranty

L-SERIES L5-C

| Ident.-No. | Description |
|------------|-------------------------------------|
| L0.0001956 | L5-C Stand-Mount blue/silver Edison |
| L0.0001958 | L5-C Hanging blue/silver Bare Ends |
| L0.0001954 | L5-C Hanging black Bare Ends |
| L0.0001953 | *L5-C P.O. blue/silver Bare Ends |
| L0.0001952 | *L5-C P.O. black Bare Ends |

**Pole Op versions are "Special Order Only" – No cancelations or returns*

LAMPHEAD CONTROL

| | |
|---|---|
| - | Stellar *Use up to 5 fixtures free of charge |
|---|---|

LIGHT CONTROL

| | |
|------------|---------------------------------|
| L2.79470.0 | 4-leaf barndoor (168 mm / 6.6") |
| L2.79500.0 | 8-leaf barndoor (168 mm / 6.6") |
| L2.79490.0 | Filter frame (168 mm / 6.6") |
| L2.79480.0 | Snoot (168 mm / 6.6") |

**LIGHT CONTROL**

| | |
|------------|--------------------------|
| L2.0005119 | 6 5/8" Full Single Scrim |
| L2.0005120 | 6 5/8" Half Single Scrim |
| L2.0005121 | 6 5/8" Full Double Scrim |
| L2.0005122 | 6 5/8" Half Double Scrim |
| L2.0005251 | Scrim Bag 6 5/8 - 7 3/4" |

MOUNTING

| | |
|------------|--------------------------------|
| L2.0005282 | Junior Pipe Clamp |
| L2.0005284 | Baby Pipe Clamp |
| L2.0005283 | Mega-Swivel™ Pipe Clamp w/Bolt |

CABLES

| | |
|------------|--|
| L2.0001485 | Mains Cable PowerCon TRUE1 TOP 5' (1.5m) Bare Ends |
| L2.0001487 | Mains Cable PowerCon TRUE1 TOP 23' (7m) with Switch and U-Ground (Edison) |
| L2.0005172 | DMX Cable 5 pin 10' |
| L2.0005173 | DMX Cable 5 pin 25' |

MISCELLANEOUS

| | |
|------------|--|
| L2.0005113 | Operating Pole for Pole Operated Fixtures (2.7 lbs.) extends to 12.5' |
|------------|--|

SAFETY





| | |
|------------|-----------------------------|
| L2.0005271 | Safety Cable with Carabiner |
|------------|-----------------------------|



This page is intentionally left blank.



L-SERIES ^{ARRI}

| Kit Components | | L7-C Stand-Mount | L7-C Hanging | L7-C P.O. |
|--|---|---|---|--|
| L-Series L7-C | |  |  |  |
|  | Yoke with 28 mm Junior Pin | ✓ | ✓ | - |
|  | Yoke with 28 mm Junior Pin P.O. | - | - | ✓ |
|  | 7 m Mains Cable powerCON TRUE1 TOP with line switch | ✓ | - | - |
|  | 1.5 m Mains Cable powerCON TRUE1 TOP | - | ✓ | ✓ |



L-SERIES L7-C

[Click here for more product related information | ARRI.com](#)



FW
2.5



L-SERIES L7-C

| Ident.-No. | Description |
|------------|---|
| L0.0015336 | L7-C LE2 Stand-Mount blue/silver Edison |
| L0.0015232 | L7-C LE2 Hanging blue/silver Bare Ends |
| L0.0015217 | L7-C LE2 Hanging black Bare Ends |
| L0.0015234 | *L7-C LE2 P.O. blue/silver Bare Ends |
| L0.0015216 | *L7-C LE2 P.O. black Bare Ends |

**Pole Op versions are "Special Order Only" – No cancelations or returns*

LAMPHEAD CONTROL

| | |
|---|---|
| - | Stellar *Use up to 5 fixtures free of charge |
|---|---|

LIGHT CONTROL

| | |
|------------|--|
| L2.39670.0 | 4-leaf barndoor, True Blue (197 mm / 7.8") |
| L2.39700.0 | 8-leaf barndoor, True Blue (197 mm / 7.8") |
| L2.79690.0 | Filter frame (197 mm / 7.8") |
| L2.79680.0 | Snoot (197 mm / 7.8") |

**LIGHT CONTROL**

| | |
|------------|--------------------------|
| L2.0005096 | 7 3/4" Full Single Scrim |
| L2.0005097 | 7 3/4" Half Single Scrim |
| L2.0005098 | 7 3/4" Full Double Scrim |
| L2.0005099 | 7 3/4" Half Double Scrim |
| L2.0005251 | Scrim Bag 6 5/8 - 7 3/4" |

MOUNTING

| | |
|------------|--------------------------------|
| L2.0005282 | Junior Pipe Clamp |
| L2.0005283 | Mega-Swivel™ Pipe Clamp w/Bolt |

CABLES

| | |
|------------|--|
| L2.0001485 | Mains Cable PowerCon TRUE1 TOP 5' (1.5m) Bare Ends |
| L2.0001487 | Mains Cable PowerCon TRUE1 TOP 23' (7m) with Switch and U-Ground (Edison) |
| L2.0005172 | DMX Cable 5 pin 10' |
| L2.0005173 | DMX Cable 5 pin 25' |

TRANSPORT

| | |
|------------|---------------------------------|
| L2.0005165 | *Lamphead Case L7 (21"x17"x29") |
|------------|---------------------------------|

**Denotes "Special Order Only" - Not subject to cancelations or returns*

SAFETY

| | |
|------------|-----------------------------|
| L2.0005271 | Safety Cable with Carabiner |
|------------|-----------------------------|

MISCELLANEOUS








| | |
|------------|---|
| L2.0005113 | Operating Pole for Pole Operated Fixtures extends to 12.5' |
|------------|---|



This page is intentionally left blank.



L-SERIES ^{ARRI}

| Kit Components | | L10-C Stand-Mount | L10-C Hanging | L10-C P.O. |
|--|---|---|---|--|
| L-Series L10-C | |  |  |  |
|  | Yoke with 28 mm Junior Pin | ✓ | ✓ | - |
|  | Yoke with 28 mm Junior Pin P.O. | - | - | ✓ |
|  | 7 m Mains Cable powerCON TRUE1 TOP with line switch | ✓ | - | - |
|  | 1.5 m Mains Cable powerCON TRUE1 TOP | - | ✓ | ✓ |



L-SERIES L10-C

[Click here for more product related information | ARRI.com](#)

FW
2.5

L-SERIES L10-C

| Ident.-No. | Description |
|------------|--------------------------------------|
| L0.0003381 | L10-C Stand-Mount blue/silver Edison |
| L0.0003383 | L10-C Hanging blue/silver Bare Ends |
| L0.0003384 | L10-C Hanging black Bare Ends |
| L0.0003385 | *L10-C P.O. blue/silver Bare Ends |
| L0.0003386 | *L10-C P.O. black Bare Ends |

**Pole Op versions are "Special Order Only" – No cancelations or returns*

LAMPHEAD CONTROL

| | |
|---|---|
| - | Stellar *Use up to 5 fixtures free of charge |
|---|---|

LIGHT CONTROL

| | |
|------------|---|
| L2.40950.0 | 4-leaf barndoor, True Blue (344 mm / 13.5") |
| L2.40960.0 | 8-leaf barndoor, True Blue (344 mm / 13.5") |
| L2.80970.0 | Filter frame (330 mm / 13.0") |
| L2.80975.0 | Snoot (344 mm / 13.5") with variable aperture |

**LIGHT CONTROL**

| | |
|------------|------------------------|
| L2.0005069 | 13" Full Single Scrim |
| L2.0005070 | 13" Half Single Scrim |
| L2.0005071 | 13" Full Double Scrim |
| L2.0005072 | 13" Half Double Scrim |
| L2.0005253 | Scrim Bag 13 - 15 1/2" |

MOUNTING

| | |
|------------|--------------------------------|
| L2.0005282 | Junior Pipe Clamp |
| L2.0005283 | Mega-Swivel™ Pipe Clamp w/Bolt |

CABLES

| | |
|------------|--|
| L2.0001485 | Mains Cable PowerCon TRUE1 TOP 5' (1.5m) Bare Ends |
| L2.0001487 | Mains Cable PowerCon TRUE1 TOP 23' (7m) with Switch and U-Ground (Edison) |
| L2.0005172 | DMX Cable 5 pin 10' |
| L2.0005173 | DMX Cable 5 pin 25' |

TRANSPORT

| | |
|------------|--------------------|
| L2.0009328 | *Case Lamphead L10 |
|------------|--------------------|

**Denotes "Special Order Only" - Not subject to cancelations or returns*

SAFETY

| | |
|------------|-----------------------------|
| L2.0005271 | Safety Cable with Carabiner |
|------------|-----------------------------|

MISCELLANEOUS

| | |
|------------|---|
| L2.0005113 | Operating Pole for Pole Operated Fixtures extends to 12.5' |
|------------|---|



STELLAR



[Click here for more product related information | ARRI.com](#)

STELLAR 2.5

Ident.-No. **Description**

| | |
|---|---|
| - | Stellar *Use up to 5 fixtures free of charge |
|---|---|



**Order via App Store / Google Play Store*

Download Stellar now:





DAYLIGHT



M-Series



True Blue D














ARRI Daylight 18/12



This page is intentionally left blank.



M-SERIES

| Ballast Compatibility | | M-Series M8 | M-Series M18 | M-Series M40 | M-Series M90 | ARRIMAX 18/12 |
|--|--------|---|---|---|---|--|
| M-Series | |  |  |  |  |  |
| Fixture cable length (approx.) | | 0.5 m | 0.5 m | 0.5 m | 0.6 m | 0.6 m |
|  | EB MAX | ✓ | ✓ | - | - | - |
|  | | - | - | ✓ | - | - |
|  | | - | - | - | ✓ | - |
|  | | - | - | - | - | ✓ |
|  | HS | ✓ | - | - | - | - |
|  | | - | - | - | - | ✓ |



M-SERIES M8



[Click here for more product related information | ARRI.com](#)

M-SERIES M8

| Ident.-No. | Description |
|------------|-------------|
|------------|-------------|

| | |
|------------|-----------------------------|
| L0.0006566 | *M8 HMI System I High Speed |
|------------|-----------------------------|

| | |
|------------|--|
| L1.37200.B | M-Series M8 MAN blue/silver International (VEAM) |
|------------|--|

**Systems include: Head, Barndoor, 50' Head/Ballast Cable and AC Electronic Ballast*

ELECTRONIC BALLASTS - MAX RANGE

| | |
|------------|--|
| L2.0014189 | EB MAX 1.8, 575/800/1200/1800W, ALF CCL DMX AutoScan, 50/60/75/300/1000 Hz, International (VEAM), 115/230 V~ Bare Ends |
|------------|--|

ELECTRONIC BALLASTS - HIGH SPEED

| | |
|------------|--|
| L2.0001687 | EB 575/800 HS, ALF CCL DMX, 50/60/75/1000 Hz, International (VEAM), 120/220 V~ Bare Ends |
|------------|--|

DIFFUSION

| | |
|------------|-------------------------------|
| L2.37208.0 | Frosted glass (242 mm / 9.5") |
|------------|-------------------------------|

LIGHT CONTROL

| | |
|------------|--|
| L2.39870.0 | 4-leaf barndoor, True Blue (245 mm / 9.7") |
|------------|--|

| | |
|------------|--|
| L2.39900.0 | 8-leaf barndoor, True Blue (245 mm / 9.7") |
|------------|--|

| | |
|------------|----------------------|
| L2.0005103 | 9" Full Single Scrim |
|------------|----------------------|

| | |
|------------|----------------------|
| L2.0005105 | 9" Full Double Scrim |
|------------|----------------------|

| | |
|------------|-------------------|
| L2.0005252 | Scrim Bag 9 - 10" |
|------------|-------------------|

| | |
|------------|----------------------------|
| L2.37207.0 | Spill Ring (230 mm / 9.1") |
|------------|----------------------------|



CABLES

L2.0005059 25' Head-to-Ballast cable 575/800/1200/1800W

L2.0005060 50' Head-to-Ballast cable 575/800/1200/1800W

TRANSPORT

L2.0005067 *Case with wheels M8 System

**Denotes Special Order Only Item – Not subject to cancelations or returns*

LAMPS

L2.0005066 800W Single Ended HMI Lamp



M-SERIES M18

[Click here for more product related information | ARRI.com](#)



M-SERIES M18

Ident.-No. Description

| | |
|------------|--|
| L0.0006575 | *M18 HS System with MAX 1.8 HS Electronic Ballast ALF, DMX, AutoScan |
| L1.37600.B | M-Series M18 MAN blue/silver International (VEAM) |

**Systems include: Head, Barndoor, 50' Head/Ballast Cable and AC Electronic Ballast*

ELECTRONIC BALLASTS - MAX RANGE

| | |
|------------|--|
| L2.0014189 | EB MAX 1.8, 575/800/1200/1800W, ALF CCL DMX AutoScan, 50/60/75/300/1000 Hz, International (VEAM), 115/230 V~ Bare Ends |
|------------|--|

DIFFUSION

| | |
|------------|--------------------------------|
| L2.0001006 | Frosted glass (330 mm / 13.0") |
|------------|--------------------------------|

**LIGHT CONTROL**

| | |
|------------|---|
| L2.40950.0 | 4-leaf barndoor, True Blue (344 mm / 13.5") |
| L2.40960.0 | 8-leaf barndoor, True Blue (344 mm / 13.5") |
| LK.0005829 | **Lens Set for AS12+ & AS18 (Spot, Medium, Wide, Super Wide, Frosted) |
| L2.0005074 | Lens Case |
| L2.0005069 | 13" Full Single Scrim |
| L2.0005071 | 13" Full Double Scrim |
| L2.0005253 | Scrim Bag 13 - 15 1/2" |
| L2.37670.0 | Spill Ring (330 mm / 13.0") |

***To be used with L2.77572.2 Conversion Kit only*

CABLES

| | |
|------------|--|
| L2.0005059 | 25' Head-to-Ballast cable 575/800/1200/1800W |
| L2.0005060 | 50' Head-to-Ballast cable 575/800/1200/1800W |
| L2.0005058 | *100' Head-to-Ballast cable 575/1200/1800W |

TRANSPORT

| | |
|------------|---|
| L2.0005079 | *Lamphead Case AS12+, AS18, M18 Lamp Head |
| L2.0005078 | *Electronic Ballast Case (575/1200/1800W) |

LAMPS

| | |
|------------|-----------------------------|
| L2.0005068 | 1200W Single Ended HMI Lamp |
| L2.0005077 | 1800W Single Ended HMI Lamp |

MISCELLANEOUS

| | |
|------------|--|
| L2.77572.2 | Conversion Kit from M18 to AS18: PAR Reflector, three brackets and one top latch (Requires LK.0005829 Lens Set after conversion) |
|------------|--|

**Denotes Special Order Only Item – Not subject to cancelations or returns*



M-SERIES M40

[Click here for more product related information | ARRI.com](#)

M-SERIES M40

| Ident.-No. | Description |
|------------|--|
| L0.0006581 | *M40 HS System with 2.5/4K MAX Electronic Ballast ALF, DMX, AutoScan |
| L1.37400.B | M-Series M40 MAN blue/silver International (VEAM) |

**Systems include: Head, Barndoor, 50' Head/Ballast Cable and AC Electronic Ballast*

ELECTRONIC BALLASTS - MAX RANGE

| | |
|------------|--|
| L2.0019423 | EB MAX 2.5/4, ALF CCL DMX AutoScan, 50/60/75/300/1000 Hz, International (VEAM), 115/230 V~ Bare Ends |
|------------|--|

LIGHT CONTROL

| | |
|------------|---|
| L2.41200.0 | 4-leaf barndoor, True Blue (413 mm / 16.3") |
| L2.81210.0 | 8-leaf barndoor (413 mm / 16.3") |
| LK.0005830 | ***Lens Set for AS40 & AS25 (Spot, Medium, Wide, Super Wide, Frosted) |
| L2.0005155 | Lens Case |
| L2.0005157 | 15 5/8" Full Single Scrim |
| L2.0005158 | 15 5/8" Full Double Scrim |
| L2.0005253 | Scrim Bag 13 - 15 1/2" |
| L2.37305.0 | Spill Ring (400 mm / 15.8") |

****To be used with L2.37385.0 Conversion Kit only*

**CABLES**

| | |
|------------|--|
| L2.0005081 | 25' Head-to-Ballast cable 2500/4000W |
| L2.0005082 | 50' Head-to-Ballast cable 2500/4000W |
| L2.0005080 | *100' Head-to-Ballast cable 2500/4000W |

TRANSPORT

| | |
|------------|---|
| L2.0005153 | *Lamphead Case with Casters (Drop-In AS40/25 Head) |
| L2.0005085 | *Electronic Ballast Case (2.5/4kW or 6kW) |

LAMPS

| | |
|------------|-----------------------------|
| L2.0005083 | 2500W Single Ended HMI Lamp |
| L2.0005147 | 4000W Single Ended HMI Lamp |

MISCELLANEOUS

| | |
|------------|--|
| L2.37385.0 | Conversion Kit from M40 to AS40: PAR Reflector, three brackets and one top latch (Requires LK.0005830 Lens Set after conversion) |
|------------|--|

**Denotes Special Order Only – Not subject to cancelations or returns*



M-SERIES M90



[Click here for more product related information | ARRI.com](#)

M-SERIES M90

Ident.-No. Description

| | |
|------------|---|
| L0.0006600 | *M90 HS System with 6/9K MAX Electronic Ballast with ALF, DMX, AutoScan |
| L1.37489.B | M-Series M90 MAN blue/silver International (VEAM) |

**Systems include: Head, Barndoor, 50' Head/Ballast Cable and AC Electronic Ballast*

ELECTRONIC BALLASTS - MAX RANGE

| | |
|------------|--|
| L2.0019425 | EB MAX 6/9, ALF CCL DMX AutoScan, 50/60/75/300/1000 Hz, International (VEAM), 115/230 V~ Bare Ends |
|------------|--|

LIGHT CONTROL

| | |
|------------|----------------------------------|
| L2.37560.0 | 4-leaf barndoor (584 mm / 23.0") |
| L2.0004049 | 22 1/2" Full Single Scrim |
| L2.0004050 | 22 1/2" Full Double Scrim |
| L2.0005255 | Scrim Bag |
| L2.37561.0 | Spill Ring (571 mm / 22.5") |



CABLES

| | |
|------------|---|
| L2.0005175 | 25' Head-to-Ballast cable 6000W/9000W |
| L2.0005176 | 50' Head-to-Ballast cable 6000W/9000W |
| L2.0005177 | *100' Head-to-Ballast cable 6000W/9000W |

TRANSPORT

| | |
|------------|---|
| L2.0005085 | *Electronic Ballast Case (2.5/4kW or 6/9kW) |
|------------|---|

LAMPS

| | |
|------------|-----------------------------|
| L2.0005179 | 6000W Single Ended HMI Lamp |
| L2.0005269 | 9000W Single Ended HMI Lamp |

**Denotes Special Order Only – Not subject to cancelations or returns*



M-SERIES ARRIMAX 18/12



[Click here for more product related information | ARRI.com](#)

M-SERIES ARRIMAX 18/12

Ident.-No. Description

| | |
|------------|---|
| L0.0006596 | *ARRIMAX HS System with ALF, DMX, AutoScan |
| L1.37950.B | M-Series ARRIMAX 18/12 MAN blue/silver International (VEAM) |

**Systems include: Head, Barndoor, 50' Head/Ballast Cable and AC Electronic Ballast*

ELECTRONIC BALLASTS - MAX RANGE

| | |
|------------|---|
| L2.0019426 | EB MAX 12/18, ALF DMX AutoScan, 50/60/75/300/1000 Hz, International (VEAM), 220 V~ Bare Ends, incl. Trolley |
|------------|---|

LIGHT CONTROL

| | |
|------------|--|
| L2.71100.0 | 4-leaf barndoor (740 mm / 29.1") |
| L2.0005139 | 29" Full Single Scrim |
| L2.0005140 | 29" Half Single Scrim |
| L2.0005141 | 29" Full Double Scrim |
| L2.0005142 | 29" Half Double Scrim |
| L2.0005256 | Scrim Bag 29" |
| L2.37940.0 | Spot reflector for ARRIMAX 18/12, 8° - 15° Half Peak Angle |

CABLES

| | |
|------------|---|
| L2.0005189 | 50' Head-to-Ballast cable 12000/18000W |
| L2.0005188 | **100' Head-to-Ballast cable 12000/18000W |

***Denotes Special Order Only – Not subject to cancelations or returns*



LAMPS

| | |
|------------|------------------------------|
| L2.0004045 | 12000W Single Ended HMI Lamp |
|------------|------------------------------|








| | |
|------------|------------------------------|
| L2.0005193 | 18000W Single Ended HMI Lamp |
|------------|------------------------------|



This page is intentionally left blank.



True Blue D

| Ballast Compatibility | | | True Blue D5 | True Blue D12 | True Blue D25 | True Blue D40 |
|---|--------|---------------|---|---|---|--|
| True Blue D | | |  |  |  |  |
| Fixture cable length (approx.) | | | 0.5 m | 0.5 m | 0.6 m | 0.6 m |
|  | EB MAX | EB MAX 1.8 | ✓ | ✓ | - | - |
|  | | EB MAX 2.5/4 | - | - | ✓ | ✓ |
|  | HS | EB 575/800 HS | ✓ | - | - | - |



TRUE BLUE D5

[Click here for more product related information | ARRI.com](#)

TRUE BLUE D5

| Ident.-No. | Description |
|------------|---|
| L0.0006559 | D5 HS HMI System MAX 1.8 with ALF, DMX, CCL, AutoScan |
| L1.33770.A | True Blue D5 MAN blue/silver International (VEAM) |

**Systems include: Head, Barndoor, Filter Frame, 50' Head/Ballast Cable and AC Electronic Ballast*

ELECTRONIC BALLASTS - MAX RANGE

| | |
|------------|--|
| L2.0014189 | EB MAX 1.8, 575/800/1200/1800W, ALF CCL DMX AutoScan, 50/60/75/300/1000 Hz, International (VEAM), 115/230 V~ Bare Ends |
|------------|--|

LIGHT CONTROL

| | |
|------------|--|
| L2.39670.0 | 4-leaf barndoor, True Blue (197 mm / 7.8") |
| L2.39700.0 | 8-leaf barndoor, True Blue (197 mm / 7.8") |
| L2.0005096 | 7 3/4" Full Single Scrim |
| L2.0005097 | 7 3/4" Half Single Scrim |
| L2.0005098 | 7 3/4" Full Double Scrim |
| L2.0005099 | 7 3/4" Half Double Scrim |
| L2.0005251 | Scrim Bag 6 5/8 - 7 3/4" |
| L2.79690.0 | Filter frame (197 mm / 7.8") |



CABLES

| | |
|------------|--|
| L2.0005059 | 25' Head-to-Ballast cable 575/800/1200/1800W |
| L2.0005060 | 50' Head-to-Ballast cable 575/800/1200/1800W |
| L2.0005058 | * 100' Head-to-Ballast cable 575/1200/1800W |

TRANSPORT

| | |
|------------|--|
| L2.0005064 | * Lamphead Case D5 HMI Fresnel Head |
| L2.0005078 | * Electronic Ballast Case (575/1200/1800W) |

LAMPS

| | |
|------------|----------------------------|
| L2.0005061 | 575W Single Ended HMI Lamp |
|------------|----------------------------|

**Denotes Special Order Only – Not subject to cancelations or returns*



TRUE BLUE D12

[Click here for more product related information | ARRI.com](#)

TRUE BLUE D12

| Ident.-No. | Description |
|------------|-------------|
|------------|-------------|

| | |
|------------|--|
| L0.0006569 | D12 HS HMI System MAX 1.8 with ALF, DMX, CCL, AutoScan |
| L1.33730.A | True Blue D12 MAN blue/silver International (VEAM) |

**Systems include: Head, Barndoor, Filter Frame, 50' Head/Ballast Cable and AC Electronic Ballast*

ELECTRONIC BALLASTS - MAX RANGE

| | |
|------------|--|
| L2.0014189 | EB MAX 1.8, 575/800/1200/1800W, ALF CCL DMX AutoScan, 50/60/75/300/1000 Hz, International (VEAM), 115/230 V~ Bare Ends |
|------------|--|

LIGHT CONTROL

| | |
|------------|--|
| L2.39870.0 | 4-leaf barndoor, True Blue (245 mm / 9.7") |
| L2.39900.0 | 8-leaf barndoor, True Blue (245 mm / 9.7") |
| L2.0005103 | 9" Full Single Scrim |
| L2.0005104 | 9" Half Single Scrim |
| L2.0005105 | 9" Full Double Scrim |
| L2.0005106 | 9" Half Double Scrim |



LIGHT CONTROL

| | |
|------------|------------------------------|
| L2.0005252 | Scrim Bag 9 - 10" |
| L2.79890.0 | Filter frame (230 mm / 9.1") |

CABLES

| | |
|------------|--|
| L2.0005059 | 25' Head-to-Ballast cable 575/800/1200/1800W |
| L2.0005060 | 50' Head-to-Ballast cable 575/800/1200/1800W |
| L2.0005058 | *100' Head-to-Ballast cable 575/1200/1800W |

TRANSPORT

| | |
|------------|---|
| L2.0005076 | *Lamphead Case D12 HMI Fresnel Head |
| L2.0005078 | *Electronic Ballast Case (575/1200/1800W) |

LAMPS

| | |
|------------|-----------------------------|
| L2.0005068 | 1200W Single Ended HMI Lamp |
|------------|-----------------------------|

**Denotes Special Order Only – Not subject to cancelations or returns*



TRUE BLUE D25

[Click here for more product related information | ARRI.com](#)

TRUE BLUE D25

| Ident.-No. | Description |
|------------|---|
| L0.0039805 | *D25 System with MAX 2.5/4 HS Electronic Ballast ALF, DMX, AutoScan |
| L1.33670.A | True Blue D25 MAN blue/silver International (VEAM) |

**Systems include: Head, Barndoor, Filter Frame, 50' Head/Ballast Cable and AC Electronic Ballast*

ELECTRONIC BALLASTS - MAX RANGE

| | |
|------------|--|
| L2.0019423 | EB MAX 2.5/4, ALF CCL DMX AutoScan, 50/60/75/300/1000 Hz, International (VEAM), 115/230 V~ Bare Ends |
|------------|--|

LIGHT CONTROL

| | |
|------------|---|
| L2.40950.0 | 4-leaf barndoor, True Blue (344 mm / 13.5") |
| L2.40960.0 | 8-leaf barndoor, True Blue (344 mm / 13.5") |
| L2.0005069 | 13" Full Single Scrim |
| L2.0005070 | 13" Half Single Scrim |
| L2.0005071 | 13" Full Double Scrim |
| L2.0005072 | 13" Half Double Scrim |
| L2.0005253 | Scrim Bag 13 - 15 1/2" |
| L2.80970.0 | Filter frame (330 mm / 13.0") |



CABLES

| | |
|------------|---|
| L2.0005081 | 25' Head-to-Ballast cable 2500/4000W |
| L2.0005082 | 50' Head-to-Ballast cable 2500/4000W |
| L2.0005080 | * 100' Head-to-Ballast cable 2500/4000W |

TRANSPORT

| | |
|------------|--|
| L2.0005084 | * Lamphead Case D25 HMI Fresnel Head |
| L2.0005085 | * Electronic Ballast Case (2.5/4kW or 6kW) |

LAMPS

| | |
|------------|-----------------------------|
| L2.0005083 | 2500W Single Ended HMI Lamp |
|------------|-----------------------------|

**Denotes Special Order Only – Not subject to cancelations or returns*



TRUE BLUE D40

[Click here for more product related information | ARRI.com](#)

TRUE BLUE D40

| Ident.-No. | Description |
|------------|-------------|
|------------|-------------|

| | |
|------------|---|
| L0.0039806 | *D40 System with 2.5/4K MAX Electronic Ballast ALF, DMX, AutoScan |
| L1.34000.A | True Blue D40 MAN blue/silver International (VEAM) |

**Systems include: Head, Barndoor, Filter Frame, 50' Head/Ballast Cable and AC Electronic Ballast*

ELECTRONIC BALLASTS - MAX RANGE

| | |
|------------|--|
| L2.0019423 | EB MAX 2.5/4, ALF CCL DMX AutoScan, 50/60/75/300/1000 Hz, International (VEAM), 115/230 V~ Bare Ends |
|------------|--|

LIGHT CONTROL

| | |
|------------|---|
| L2.41200.0 | 4-leaf barndoor, True Blue (413 mm / 16.3") |
| L2.81210.0 | 8-leaf barndoor (413 mm / 16.3") |
| L2.0005124 | 15 1/2" Full Single Scrim |
| L2.0005125 | 15 1/2" Half Single Scrim |
| L2.0005126 | 15 1/2" Full Double Scrim |
| L2.0005127 | 15 1/2" Half Double Scrim |
| L2.0005253 | Scrim Bag 13 - 15 1/2" |
| L2.81220.0 | Filter frame (400 mm / 15.8") |



CABLES

| | |
|------------|---|
| L2.0005081 | 25' Head-to-Ballast cable 2500/4000W |
| L2.0005082 | 50' Head-to-Ballast cable 2500/4000W |
| L2.0005080 | * 100' Head-to-Ballast cable 2500/4000W |

TRANSPORT

| | |
|------------|--|
| L2.0005160 | * Lamphead Case D40 HMI Fresnel Head |
| L2.0005085 | * Electronic Ballast Case (2.5/4kW or 6kW) |

LAMPS

| | |
|------------|-----------------------------|
| L2.0005147 | 4000W Single Ended HMI Lamp |
|------------|-----------------------------|




**Denotes Special Order Only – Not subject to cancelations or returns*



This page is intentionally left blank.



ARRI Daylight 18/12

| | | | |
|--|--------|---|---|
| Ballast Compatibility | | ARRI Daylight 18/12 | |
| ARRI Daylight 18/12 | |  | |
| Fixture cable length (approx.) | | 1.0 m | |
|  | EB MAX | EB MAX 12/18 | ✓ |
|  | HS | EB 12/18K HS ARRI/CMC | ✓ |



ARRI DAYLIGHT 18/12

[Click here for more product related information | ARRI.com](#)

ARRI DAYLIGHT 18/12

Ident.-No. Description

| | |
|------------|--|
| L0.0006595 | *12/18K System with Electronic Ballast with ALF, DMX, AutoScan |
| L1.71160.B | ARRI Daylight 18/12 MAN blue/silver International (VEAM) |

**Systems include: Head, Filter Frame, 50' Head/Ballast Cable and AC Electronic Ballast*

ELECTRONIC BALLASTS - MAX RANGE

| | |
|------------|---|
| L2.0019426 | EB MAX 12/18, ALF DMX AutoScan, 50/60/75/300/1000 Hz, International (VEAM), 230 V~ Bare Ends, incl. Trolley |
|------------|---|

LIGHT CONTROL

| | |
|------------|----------------------------------|
| L2.71100.0 | 4-leaf barndoor (740 mm / 29.1") |
| L2.0005139 | 29" Full Single Scrim |
| L2.0005140 | 29" Half Single Scrim |
| L2.0005141 | 29" Full Double Scrim |
| L2.0005142 | 29" Half Double Scrim |
| L2.0005256 | Scrim Bag 29" |
| L2.71110.0 | Filter frame (740 mm / 29.1") |

CABLES

| | |
|------------|---|
| L2.0005189 | 50' Head-to-Ballast cable 12000/18000W |
| L2.0005188 | **100' Head-to-Ballast cable 12000/18000W |

***Denotes Special Order Only – Not subject to cancelations or returns*







BALLASTS





Electronic Ballasts





Electronic Ballasts

| Range | EB MAX 1.8 | EB MAX 2.5/4 | EB MAX 6/9 | EB MAX 12/18 |
|-----------------------------|--|---|---|--|
| EB MAX |  |  |  |  |
| Corresponding ARRI lamphead | M-Series M8 / M18 True Blue D5 / D12 ARRI Compact 575 ARRISUN 5 / ARRISUN 12 ARRI AS 18 ARRI X5 / X12 | M-Series M40 True Blue D25 / D40 ARRI Compact 2500 / Theater ARRI Compact 4000 / Theater ARRISUN 40/25 ARRI AS 40 ARRI X40/25 | M-Series M90 ARRI Daylight 6000 ARRI Compact 6000 ARRISUN 6000 ARRI X60 | M-Series ARRIMAX 18/12 ARRI Daylight 18/12 ARRI Compact 12000 ARRISUN 120 |

| Range | EB 575/800 | EB 12/18 HS ARRI/CMC |
|-----------------------------|--|--|
| High Speed |  |  |
| Corresponding ARRI lamphead | M-Series M8 True Blue D5 ARRI Compact 575 ARRISUN 5 Event ARRISUN 5 ARRI X5 | M-Series ARRIMAX 18/12 ARRI Daylight 18/12 ARRI Compact 12000 ARRISUN 120 |



Electronic Ballasts

| Indicators & Features Overview |  |  |  |  |  |  |
|------------------------------------|---|---|---|---|---|---|
| Range | EB MAX | | | | HS | |
| Product | EB MAX 1.8 | EB MAX 2.5/4 | EB MAX 6/9 | EB MAX 12/18 | EB 575/800 HS | EB 12/18 HS ARRI/CMC |
| Indicators | | | | | | |
| ON / OFF | ✓ | ✓ | ✓ | ✓ | ✓ | ✓ |
| Protective Earth | ✓ | ✓ | ✓ | ✓ | ✓ | ✓ |
| Lamp On | ✓ | ✓ | ✓ | ✓ | ✓ | ✓ |
| Overtemperature | ✓ | ✓ | ✓ | ✓ | ✓ | ✓ |
| Output Mode (Frequency) | ✓ | ✓ | ✓ | ✓ | ✓ | ✓ |
| Remote / DMX | ✓ | ✓ | ✓ | ✓ | ✓ | ✓ |
| Detected Lamp Power | ✓ | ✓ | ✓ | ✓ | ✓ | ✓ |
| Features | | | | | | |
| Automatic Lamp Recognition | ✓ | ✓ | ✓ | ✓ | - | ✓ |
| Automatic Lamphead Recognition | ✓ | ✓ | ✓ | - | ✓ | - |
| Dimming | ✓ | ✓ | ✓ | ✓ | ✓ | ✓ |
| AutoScan | ✓ | ✓ | ✓ | ✓ | - | ✓ |
| DMX | ✓ | ✓ | ✓ | ✓ | ✓ | ✓ |
| Compensation of Cable Losses (CCL) | ✓ | ✓ | ✓ | - | ✓ | - |
| Active Line Filter (ALF) | ✓ | ✓ | ✓ | ✓ | ✓ | ✓ |



ELECTRONIC BALLASTS



[Click here for more product related information | ARRI.com](#)

ELECTRONIC BALLASTS - MAX RANGE



| Ident.-No. | Description |
|------------|--|
| L2.0014189 | EB MAX 1.8, 575/800/1200/1800W, ALF CCL DMX AutoScan, 50/60/75/300/1000 Hz, International (VEAM), 115/230 V~ Bare Ends |
| L2.0019423 | EB MAX 2.5/4, 2500/4000 W, 50/60/75/300/1000 Hz, International (VEAM), 115/230 V~ Bare Ends |
| L2.0019425 | EB MAX 6/9, 6000/9000 W, 50/60/75/300/1000 Hz, International (VEAM), 115/230 V~ Bare Ends |
| L2.0019426 | EB MAX 12/18, 12000/18000 W, 50/60/75/300/1000 Hz, International (VEAM), 230 V~ Bare Ends, incl. Trolley |

ELECTRONIC BALLASTS - HIGH SPEED


| Ident.-No. | Description |
|------------|--|
| L2.0001687 | 575/800W HS Electronic Ballast with ALF, DMX, 120/220V, 1000 Hz |
| L2.76296KH | *EB 12/18 HS ARRI/CMC Ballast with ALF, DMX, AutoScan, incl. Trolley |

**Denotes Special Order Only – Not subject to cancellations or returns*

1200/1800W through 12000/18000W ballasts supplied without connector. For 60A grounded pin plug add \$110.00; for 100A grounded pin plug add \$125.00; for 100A/220V grounded pin plug add \$150.00.



TUNGSTEN



**ARRILITE
Plus**



ARRI Junior



True Blue T



True Blue ST



Studio T



**True Blue ST
Theater**



ARRILITE 750 PLUS



[Click here for more product related information | ARRI.com](#)

ARRILITE 750 PLUS

Cable length approx. 3.0 m, with line switch.

| Ident.-No. | Description |
|------------|---|
| L1.36700.A | ARRILITE 750 Plus MAN blue 100 - 240 V~ Edison |

LIGHT CONTROL

| | |
|------------|---------------------------------|
| L2.79470.0 | 4-leaf barndoor (168 mm / 6.6") |
| L2.0005119 | 6 5/8" Full Single Scrim |
| L2.0005120 | 6 5/8" Half Single Scrim |
| L2.0005121 | 6 5/8" Full Double Scrim |
| L2.0005122 | 6 5/8" Half Double Scrim |
| L2.0005251 | Scrim Bag 6 5/8 - 7 3/4" |

SOFTBOXES

| | |
|------------|-----------------|
| L2.0005200 | White Umbrella |
| L2.0005195 | Umbrella Holder |

SAFETY

| | |
|------------|-----------------------------|
| L2.0005271 | Safety Cable with Carabiner |
|------------|-----------------------------|

TRANSPORT

| | |
|------------|---|
| L2.0005279 | Compact 3-Light Case with Wheels (32 1/2" x 17" x 10 1/2") |
| L2.0005223 | Heavy Duty Case with Wheels (40 1/2" x 20 1/2" x 13 1/2") |



LAMPS

| | |
|------------|--------------------|
| L2.0005206 | 750W HPL Lamp 120V |
| L2.0005209 | 575W HPL Lamp 120V |



ARRILITE 2000 PLUS

[Click here for more product related information | ARRI.com](#)



ARRILITE 2000 PLUS

Cable length approx. 3.0 m, with line switch.

| Ident.-No. | Description |
|------------|---|
| L1.36500.A | ARRILITE 2000 Plus MAN blue 100 - 240 V~ Bare Ends |

LIGHT CONTROL

| | |
|------------|---------------------------------|
| L2.76522.0 | 4-leaf barndoor (250 mm / 9.8") |
| L2.0005227 | 10" Full Single Scrim |
| L2.0005228 | 10" Half Single Scrim |
| L2.0005229 | 10" Full Double Scrim |
| L2.0005230 | 10" Half Double Scrim |
| L2.0005252 | Scrim Bag 9 - 10" |

SOFTBOXES

| | |
|------------|-----------------|
| L2.0005200 | White Umbrella |
| L2.0005195 | Umbrella Holder |

TRANSPORT

| | |
|------------|--|
| L2.0005233 | Heavy Duty Case with Wheels (40" x 19 1/2" x 15") |
|------------|--|

LAMPS

| | |
|------------|----------------|
| L2.0005225 | 2000W FEY Lamp |
|------------|----------------|



This page is intentionally left blank.



ARRI 150

[Click here for more product related information | ARRI.com](#)



ARRI 150

Cable length approx. 3.0 m, with line switch or dimmer.

Ident.-No.

Description

| | |
|------------|---|
| L1.79360.A | ARRI 150 with line switch blue/silver 120 V~ Edison |
| L1.79360.E | ARRI 150 with line dimmer blue/silver 220 V~ Bare Ends |

LIGHT CONTROL

| | |
|------------|--------------------------------|
| L2.79380.0 | 4-leaf barndoor (78 mm / 3.1") |
| L2.0005089 | 3" Full Single Scrim |
| L2.0005090 | 3" Half Single Scrim |
| L2.0005091 | 3" Full Double Scrim |
| L2.0005092 | 3" Half Double Scrim |
| L2.0005250 | Scrim Bag 3 - 5" |
| L2.79395.0 | Filter frame (78 mm / 3.1") |
| L2.79390.0 | Snoot (78 mm / 3.1") |

SAFETY

| | |
|------------|-----------------------------|
| L2.0005271 | Safety Cable with Carabiner |
|------------|-----------------------------|

TRANSPORT

| | |
|------------|---|
| L2.0005278 | Compact 4-Light Case with Wheels (32 1/2" x 17" x 10 1/2") |
|------------|---|

LAMPS

| | |
|------------|---------------|
| L2.0005087 | 150W ESP Lamp |
|------------|---------------|



This page is intentionally left blank.



ARRI 300 PLUS

[Click here for more product related information | ARRI.com](#)



ARRI 300 PLUS

Cable length approx. 3.0 m, with line switch.

Ident.-No. Description

L1.79200.A ARRI 300 Plus MAN blue/silver
90 - 250 V~ Edison

LK.0005508 ARRI 300 Plus Hanging blue/silver
90 - 250 ~ Edison

L1.79205.A ARRI 300 Plus MAN black
90 - 250 V~ Edison

LK.0005509 ARRI 300 Plus Hanging black
90 - 250 V~ Edison

LIGHT CONTROL

L2.79170.0 4-leaf barndoor (130 mm / 5.1")

L2.0005109 5" Full Single Scrim

L2.0005110 5" Half Single Scrim

L2.0005111 5" Full Double Scrim

L2.0005112 5" Half Double Scrim

L2.0005250 Scrim Bag 3 - 5"

L2.79190.0 Filter frame (130 mm / 5.1")

L2.79180.0 Snoot (130 mm / 5.1")

SAFETY

L2.0005271 Safety Cable with Carabiner



TRANSPORT

L2.0005279 Compact 3-Light Case with Wheels
(32 1/2" x 17" x 10 1/2")

LAMPS

L2.0005107 300W FKW Lamp



ARRI 650 PLUS



[Click here for more product related information | ARRI.com](#)

ARRI 650 PLUS

Cable length approx. 3.0 m, with line switch (MAN version), 2.0 m (P.O. version).

Ident.-No. Description

L1.79400.A ARRI 650 Plus MAN blue/silver
90 - 250 V~ Edison

LK.0005510 ARRI 650 Plus Hanging blue/silver
90 - 250 V~ Edison

L1.79405.A ARRI 650 Plus MAN black
90 - 250 V~ Edison

LK.0005511 ARRI 650 Plus Hanging black
90 - 250 V~ Edison

L1.79400.I *ARRI 650 Plus P.O. blue/silver
90 - 250 V~ Bare Ends

**Pole Op versions are "Special Order Only" – Not subject to cancelations or returns*

LIGHT CONTROL

L2.79470.0 4-leaf barndoor (168 mm / 6.6")

L2.79500.0 8-leaf barndoor (168 mm / 6.6")

L2.79490.0 Filter frame (168 mm / 6.6")

L2.0005119 6 5/8" Full Single Scrim

L2.0005120 6 5/8" Half Single Scrim

L2.0005121 6 5/8" Full Double Scrim

L2.0005122 6 5/8" Half Double Scrim

L2.0005251 Scrim Bag 6 5/8 - 7 3/4"

L2.79480.0 Snoot (168 mm / 6.6")



SAFETY

L2.0005271 Safety Cable with Carabiner

TRANSPORT

L2.0005279 Compact 3-Light Case with Wheels
(32 1/2" x 17" x 10 1/2")

L2.0005223 Heavy Duty Case (40 1/2" x 20 1/2" x 13 1/2")
Specify 300W or 650W foam inserts

LAMPS

L2.0005117 650W FRK Lamp

MISCELLANEOUS

L2.0005113 Operating Pole for Pole Operated Fixtures,
extends to 12.5'



TRUE BLUE T1



[Click here for more product related information | ARRI.com](#)

TRUE BLUE T1

Cable length approx. 3.0 m, with line switch (MAN version), 1.5 m (P.O. version).

| Ident.-No. | Description |
|------------|--|
| L1.39610.A | True Blue T1 MAN blue/silver 100 - 240 V~ Edison |
| L1.39610.H | True Blue T1 Hanging blue/silver 100 - 240 V~ Edison |
| L1.39615.A | True Blue T1 MAN black 100 - 240 V~ Edison |
| L1.39610.I | *True Blue T1 P.O. blue/silver 100 - 240 V~ Bare Ends |

**Denotes "Special Order Only" – Not subject to cancelations or returns*

LIGHT CONTROL

| | |
|------------|--|
| L2.39670.0 | 4-leaf barndoor, True Blue (197 mm / 7.8") |
| L2.39700.0 | 8-leaf barndoor, True Blue (197 mm / 7.8") |
| L2.0005096 | 7 3/4" Full Single Scrim |
| L2.0005097 | 7 3/4" Half Single Scrim |
| L2.0005098 | 7 3/4" Full Double Scrim |
| L2.0005099 | 7 3/4" Half Double Scrim |
| L2.0005251 | Scrim Bag 6 5/8 - 7 3/4" |
| L2.79690.0 | Filter frame (197 mm / 7.8") |
| L2.79680.0 | Snoot (197 mm / 7.8") with variable aperture |



SAFETY

L2.0005271 Safety Cable with Carabiner

TRANSPORT

L2.0005223 Heavy Duty Case with Wheels
(40 1/2" x 20 1/2" x 13 1/2")

LAMPS

L2.0005095 1000W EGT Lamp

MISCELLANEOUS

L2.0005113 Operating Pole for Pole Operated Fixtures,
extends to 12.5'



TRUE BLUE T2



[Click here for more product related information | ARRI.com](#)

TRUE BLUE T2

Cable length approx. 3.0 m, with line switch (MAN version), 1.5 m (P.O. version).

| Ident.-No. | Description |
|------------|--|
| L1.41250.A | True Blue T2 MAN blue/silver 100 - 240 V~ Bare Ends |
| L1.41250.H | True Blue T2 Hanging blue/silver 100 - 240 V~ Bare Ends |
| L1.41255.A | *True Blue T2 MAN black 100 - 240 V~ Bare Ends |
| L1.41255.H | *True Blue T2 Hanging black 100 - 240 V~ Bare Ends |
| L1.41250.I | *True Blue T2 P.O. blue/silver 100 - 240 V~ Bare Ends |

**Denotes "Special Order Only" – Not subject to cancelations or returns*

LIGHT CONTROL

| | |
|------------|--|
| L2.39870.0 | 4-leaf barndoor, True Blue (245 mm / 9.7") |
| L2.39900.0 | 8-leaf barndoor, True Blue (245 mm / 9.7") |
| L2.0005103 | 9" Full Single Scrim |
| L2.0005104 | 9" Half Single Scrim |
| L2.0005105 | 9" Full Double Scrim |
| L2.0005106 | 9" Half Double Scrim |
| L2.0005252 | Scrim Bag 9 - 10" |
| L2.79890.0 | Filter frame (230 mm / 9.1") |
| L2.79880.0 | Snoot (245 mm / 9.7") with variable aperture |



SAFETY

L2.0005271 Safety Cable with Carabiner

LAMPS

L2.0005100 2000W CYX Lamp

MISCELLANEOUS

L2.0005113 Operating Pole for Pole Operated Fixtures,
extends to 12.5'



TRUE BLUE T5

[Click here for more product related information | ARRI.com](#)



TRUE BLUE T5

Cable length approx. 3.0 m, with line switch.

| Ident.-No. | Description |
|------------|--|
| L1.40000.A | True Blue T5 MAN blue/silver 120 - 240 V~ Bare Ends |
| LK.0005528 | True Blue T5 Hanging blue/silver 120 - 240 V~ Bare Ends |
| L1.40005.A | *True Blue T5 MAN black 120 - 240 V~ Bare Ends |
| LK.0005529 | *True Blue T5 Hanging black 120 - 240 V~ Bare Ends |

**Denotes "Special Order Only" – Not subject to cancelations or returns*

LIGHT CONTROL

| | |
|------------|---|
| L2.40950.0 | 4-leaf barndoor, True Blue (344 mm / 13.5") |
| L2.40960.0 | 8-leaf barndoor, True Blue (344 mm / 13.5") |
| L2.0005069 | 13" Full Single Scrim |
| L2.0005070 | 13" Half Single Scrim |
| L2.0005071 | 13" Full Double Scrim |
| L2.0005072 | 13" Half Double Scrim |
| L2.0005253 | Scrim Bag 13 - 15 1/2" |
| L2.80970.0 | Filter frame (330 mm / 13.0") |
| L2.80975.0 | Snoot (344 mm / 13.5") with variable aperture |



SAFETY

L2.0005271 Safety Cable with Carabiner

LAMPS

L2.0005115 5000W DPY Lamp

MISCELLANEOUS

L2.0005113 Operating Pole for Pole Operated Fixtures,
extends to 12.5'



TRUE BLUE ST1



[Click here for more product related information | ARRI.com](#)

TRUE BLUE ST1

Cable length approx. 1.5 m. MAN Location version: cable 3.0 m, with line switch.

| Ident.-No. | Description |
|------------|--|
| L1.40500.A | True Blue ST1 MAN blue/silver 100 - 240 V~ Edison |
| L1.40500.H | True Blue ST1 Hanging blue/silver 100 - 240 V~ Edison |
| L1.40505.A | *True Blue ST1 MAN black 100 - 240 V~ Edison |
| L1.40505.H | *True Blue ST1 Hanging black 100 - 240 V~ Edison |
| L1.40500.J | *True Blue ST1 P.O. blue/silver 100 - 240 V~ Edison |

**Denotes "Special Order Only" – Not subject to cancelations or returns*

LIGHT CONTROL

L2.39870.0 4-leaf barndoor, True Blue (245 mm / 9.7")

L2.39900.0 8-leaf barndoor, True Blue (245 mm / 9.7")

L2.0005103 9" Full Single Scrim

L2.0005104 9" Half Single Scrim

L2.0005105 9" Full Double Scrim

L2.0005106 9" Half Double Scrim

L2.0005252 Scrim Bag 9 - 10"

L2.79890.0 Filter frame (230 mm / 9.1")

L2.79880.0 Snoot (245 mm / 9.7") with variable aperture



SAFETY

L2.0005271 Safety Cable with Carabiner

LAMPS

L2.0005095 1000W EGT Lamp

MISCELLANEOUS

L2.0005113 Operating Pole for Pole Operated Fixtures,
extends to 12.5'



TRUE BLUE ST2



[Click here for more product related information | ARRI.com](#)

TRUE BLUE ST2

Cable length approx. 1.5 m. MAN Location version: cable 3.0 m, with line switch and location top latch.

| Ident.-No. | Description |
|------------|---|
| L1.40750.A | True Blue ST2 MAN blue/silver 100 - 240 V~ Bare Ends |
| L1.40750.H | True Blue ST2 Hanging blue/silver 100 - 240 V~ Bare Ends |
| L1.40755.A | *True Blue ST2 MAN black 100 - 240 V~ Bare Ends |
| L1.40755.H | *True Blue ST2 Hanging black 100 - 240 V~ Bare Ends |
| L1.40750.J | *True Blue ST2 P.O. blue/silver 100 - 240 V~ Bare Ends |

**Denotes "Special Order Only" – Not subject to cancelations or returns*

LIGHT CONTROL

L2.40950.0 4-leaf barndoor, True Blue (344 mm / 13.5")

L2.40960.0 8-leaf barndoor, True Blue (344 mm / 13.5")

L2.0005069 13" Full Single Scrim

L2.0005070 13" Half Single Scrim

L2.0005071 13" Full Double Scrim

L2.0005072 13" Half Double Scrim

L2.0005253 Scrim Bag 13 - 15 1/2"

L2.80970.0 Filter frame (330 mm / 13.0")

L2.80975.0 Snoot (344 mm / 13.5") with variable aperture



SAFETY

L2.0005271 Safety Cable with Carabiner

LAMPS

L2.0005100 2000W CYX Lamp

MISCELLANEOUS

L2.0005113 Operating Pole for Pole Operated Fixtures,
extends to 12.5'



TRUE BLUE ST5



[Click here for more product related information | ARRI.com](#)

TRUE BLUE ST5

Cable length approx. 1.5 m. MAN Location version: cable 3.0 m, with line switch and location top latch.

| Ident.-No. | Description |
|------------|---|
| L1.41000.A | True Blue ST5 MAN blue/silver 120 - 240 V~ Bare Ends |
| L1.41000.H | True Blue ST5 Hanging blue/silver 120 - 240 V~ Bare Ends |
| L1.41005.A | *True Blue ST5 MAN black 120 - 240 V~ Bare Ends |
| L1.41005.H | *True Blue ST5 Hanging black 120 - 240 V~ Bare Ends |
| L1.41000.J | *True Blue ST5 P.O. blue/silver 120 - 240 V~ Bare Ends |

Denotes "Special Order Only" – Not subject to cancelations or returns

LIGHT CONTROL

L2.41200.0 4-leaf barndoor, True Blue (413 mm / 16.3")

L2.81210.0 8-leaf barndoor (413 mm / 16.3")

L2.0005124 15 1/2" Full Single Scrim

L2.0005125 15 1/2" Half Single Scrim

L2.0005126 15 1/2" Full Double Scrim

L2.0005127 15 1/2" Half Double Scrim

L2.0005253 Scrim Bag 13 - 15 1/2"

L2.81220.0 Filter frame (400 mm / 15.8")

L2.81225.0 Snoot (413 mm / 16.3") with variable aperture



SAFETY

L2.0005271 Safety Cable with Carabiner

LAMPS

L2.0005115 5000W DPY Lamp

MISCELLANEOUS

L2.0005113 Operating Pole for Pole Operated Fixtures,
extends to 12.5'



STUDIO T12

[Click here for more product related information | ARRI.com](#)

STUDIO T12

Cable length approx. 4.0 m.

Ident.-No. Description

| | |
|------------|--|
| L1.82120.A | STUDIO T12 MAN blue/silver 120 - 240 V~ Bare Ends |
|------------|--|

LIGHT CONTROL

| | |
|------------|----------------------------------|
| L2.82150.0 | 4-leaf barndoor (510 mm / 20.1") |
| L2.0005132 | 19 1/2" Full Single Scrim |
| L2.0005133 | 19 1/2" Half Single Scrim |
| L2.0005134 | 19 1/2" Full Double Scrim |
| L2.0005135 | 19 1/2" Half Double Scrim |
| L2.0005254 | Scrim Bag 19 1/2 - 21" |
| L2.82155.0 | Filter frame (495 mm / 19.5") |

SAFETY

| | |
|------------|-----------------------------|
| L2.0005271 | Safety Cable with Carabiner |
|------------|-----------------------------|

LAMPS

| | |
|------------|---------------------------|
| L2.0005129 | 10000W DTY Lamp |
| L2.0005130 | 12000W KP-120 (120V) Lamp |



STUDIO T24

[Click here for more product related information | ARRI.com](#)



STUDIO T24

Cable length approx. 1.0 m.

| Ident.-No. | Description |
|------------|--|
| L1.82270.G | STUDIO T24 MAN blue/silver 208 - 240 V~ Bare Ends |

LIGHT CONTROL

| | |
|------------|----------------------------------|
| L2.71100.0 | 4-leaf barndoor (740 mm / 29.1") |
| L2.0005139 | 29" Full Single Scrim |
| L2.0005140 | 29" Half Single Scrim |
| L2.0005141 | 29" Full Double Scrim |
| L2.0005142 | 29" Half Double Scrim |
| L2.0005256 | Scrim Bag 29" |
| L2.71110.0 | Filter frame (740 mm / 29.1") |

SAFETY

| | |
|------------|-----------------------------|
| L2.0005271 | Safety Cable with Carabiner |
|------------|-----------------------------|

LAMPS

| | |
|------------|---------------------------|
| L2.0005136 | 20000W BCM Lamp |
| L2.0005138 | 24000W KP-240 (220V) Lamp |



TRUE BLUE ST1/2 THEATER



[Click here for more product related information | ARRI.com](#)

TRUE BLUE ST1/2 THEATER

Cable length approx. 1.5 m. Incl. spill light frame & theater cassette.
Without barndoor.

Ident.-No. Description

| | |
|------------|--|
| L1.40515.A | *True Blue ST1/2 Theater MAN black 120 V~ Bare Ends |
|------------|--|

**Denotes "Special Order Only" – Not subject to cancelations or returns*

LIGHT CONTROL

| | |
|------------|--|
| L2.39870.0 | 4-leaf barndoor, True Blue (245 mm / 9.7") |
| L2.39900.0 | 8-leaf barndoor, True Blue (245 mm / 9.7") |

SAFETY

| | |
|------------|-----------------------------|
| L2.0005271 | Safety Cable with Carabiner |
|------------|-----------------------------|

LAMPS

| | |
|------------|----------------|
| L2.0005095 | 1000W EGT Lamp |
|------------|----------------|



TRUE BLUE ST5 THEATER



[Click here for more product related information | ARRI.com](#)

TRUE BLUE ST5 THEATER

Cable length approx. 1.5 m (MAN) & 3.0 m (MOT). Incl. spill light frame & theater cassette. Without barndoor.

Ident.-No. Description

| | |
|------------|--|
| L1.41015.A | *True Blue ST5 Theater MAN black 120 V~ Bare Ends |
|------------|--|

**Denotes "Special Order Only" – Not subject to cancelations or returns*

LIGHT CONTROL

| | |
|------------|---|
| L2.41200.0 | 4-leaf barndoor, True Blue (413 mm / 16.3") |
| L2.81210.0 | 8-leaf barndoor (413 mm / 16.3") |

SAFETY

| | |
|------------|-----------------------------|
| L2.0005271 | Safety Cable with Carabiner |
|------------|-----------------------------|

LAMPS

| | |
|------------|----------------|
| L2.0005115 | 5000W DPY Lamp |
|------------|----------------|




This page is intentionally left blank.



PLA

PROFESSIONAL LIGHTING ACCESSORIES




Optics



Lamphead
Control



Diffusion,
Spill Rings ...



Dichroic Filters ...



Barndoors



Scrims &
Scrim Bags



Filter Frames



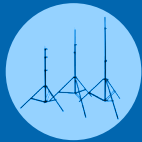
Softboxes ...



Grip



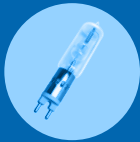
Cables



Stands & Poles



Cases



Lamps



Lenses



Other
Accessories





OPTICS

[Click here for more product related information | ARRI.com](#)



SKYPANEL X OPTICS

| | | |
|------------|--|-----|
| L2.0048580 | X21 HyPer Optic | NEW |
| L2.0049578 | Beam Enhancer Filter for X21 HyPer Optic | NEW |
| L2.0048643 | X21 Dome | NEW |
| L2.0048578 | S60 Adapter for X21 | NEW |

Orbiter OPTICS

| | | |
|------------|---|-----|
| L2.0033549 | Orbiter Projection Optic 25° incl. gobo holder | NEW |
| L2.0033550 | Orbiter Projection Optic 35° incl. gobo holder | NEW |
| L2.0033843 | Orbiter Projection Optic - Goboholder | NEW |
| L2.0033841 | Snoot for Orbiter Projection Optic 25°/35° | NEW |
| L2.0039436 | Orbiter Fresnel Lens 15 - 65° | NEW |
| L2.0039438 | Orbiter Dome Mini | NEW |
| L2.0039439 | Orbiter Glass Cover | NEW |
| L2.0033542 | Orbiter Open Face Optic 60° / Carton Box | |
| L2.0033541 | Orbiter Open Face Optic 30° / Carton Box | |
| L2.0033540 | Orbiter Open Face Optic 15° / Carton Box | |
| L2.0041133 | Orbiter Open Face Kit incl. Bag, 15°, 30° & 60° Open Face Optics | |



LAMPHEAD CONTROL

[Click here for more product related information | ARRI.com](#)



Orbiter

| | | |
|------------|--|--|
| L2.0048844 | ALL-WEATHER Control Panel (without cable, pouch, lanyard, D-ring, velcro) | |
| L2.0033732 | Orbiter Control Panel (without Cable) | |
| L2.0033799 | Orbiter Control Panel Cable, 5 m | |
| L2.0033800 | Orbiter Control Panel Cable, 15 m | |
| L2.0033796 | Control Panel Pouch | |

STELLAR


| | | |
|---|---|--|
| - | Stellar *Use up to 5 fixtures free of charge | |
|---|---|--|

SKYPANEL REMOTE

| | | |
|------------|--|--|
| L2.0022690 | SkyPanel Remote incl. 5m USB cable and pouch | |
| L2.0013861 | SkyPanel Remote USB cable, 5 m | |
| L2.0013945 | SkyPanel Remote Carrying Pouch | |



DIFFUSION, SPILL RINGS, SNOOTS & LOUVERS



[Click here for more product related information | ARRI.com](#)

DIFFUSION FOR SKYPANEL

| | |
|------------|--|
| L2.0007325 | Standard Diffusion for SkyPanel S30 107° HPA |
| L2.0007326 | Heavy Diffusion for SkyPanel S30 114° HPA |
| L2.0007327 | Lite Diffusion for SkyPanel S30 105° HPA |
| L2.0007823 | Intensifier for SkyPanel S30-C 73° HPA |
| L2.0008189 | Extra Diffusion Slot for SkyPanel S30 |
| L0.0008468 | Diffusion Kit S30 (Lite & Heavy Diffusor, Intensifier & Panel Carrying Bag) |
| L2.0003345 | Standard Diffusion for SkyPanel S60 107° HPA |
| L2.0003903 | Heavy Diffusion for SkyPanel S60 114° HPA |
| L2.0003904 | Lite Diffusion for SkyPanel S60 105° HPA |
| L2.0007818 | Intensifier for SkyPanel S60-C 73° HPA |
| L2.0008188 | Extra Diffusion Slot for SkyPanel S60 |
| L0.0008461 | Diffusion Kit S60 (Lite & Heavy Diffusor, Intensifier & Panel Carrying Bag) |
| L2.0009501 | Standard Diffusion for SkyPanel S120-C 107° HPA |
| L2.0009500 | Heavy Diffusion for SkyPanel S120-C 114° HPA |
| L2.0009502 | Lite Diffusion for SkyPanel S120-C 105° HPA |
| L2.0009503 | Intensifier for SkyPanel S120-C 73° HPA |
| L2.0009681 | Extra Diffusion Slot for SkyPanel S120-C |
| L0.0015070 | Diffusion Kit S120-C (Lite & Heavy Diffusor, Intensifier & Panel Carrying Bag) |
| L2.0015014 | Standard Diffusion for SkyPanel S360-C 107° HPA |
| L2.0015013 | Heavy Diffusion for SkyPanel S360-C 114° HPA |
| L2.0015016 | Lite Diffusion for SkyPanel S360-C 105° HPA |
| L2.0015022 | Intensifier for SkyPanel S360-C 73° HPA |



DIFFUSION FOR M-SERIES

| | |
|------------|--|
| L2.37208.0 | Frosted glass (242 mm / 9.5") for M8 |
| L2.0001006 | Frosted glass (330 mm / 13.0") for M18 |

SPILL RINGS

| | |
|------------|-------------------------------------|
| L2.37207.0 | Spill Ring (230 mm / 9.1") for M8 |
| L2.37670.0 | Spill Ring (330 mm / 13.0") for M18 |
| L2.37305.0 | Spill Ring (400 mm / 15.8") for M40 |
| L2.37561.0 | Spill Ring (571 mm / 22.5") for M90 |

SNOOTS

| | |
|------------|---|
| L2.0008019 | Snoot for SkyPanel S30 |
| L2.0007999 | Snoot for SkyPanel S60 |
| L2.0009680 | Snoot for SkyPanel S120-C |
| L2.0016381 | DoPchoice Snoot for SkyPanel S360-C |
| L2.79390.0 | Snoot (78 mm / 3.1") for ARRI 150 |
| L2.79180.0 | Snoot (130 mm / 5.1") for ARRI 300 Plus |
| L2.79480.0 | Snoot (168 mm / 6.6") for Orbiter Open Face 30° & 60°, L5 & ARRI 650 Plus |
| L2.79680.0 | Snoot (197 mm / 7.8") with variable aperture for L7, True Blue D5 & True Blue T1 |
| L2.79880.0 | Snoot (245 mm / 9.7") with variable aperture for Orbiter Open Face 15°, M8, True Blue D12, True Blue T2 & True Blue ST1 |
| L2.80975.0 | Snoot (344 mm / 13.5") with variable aperture for L10, M18, True Blue D25, True Blue T5 & ST2/3 |
| L2.81225.0 | Snoot (413 mm / 16.3") with variable aperture for M40, True Blue D40 & True Blue ST5 |

LOUVERS

| | |
|------------|-------------------------------------|
| L2.0008048 | 4-Chamber Eggcrate for SkyPanel S30 |
| L2.0008064 | Honeycomb 60° for SkyPanel S30 |
| L2.0008065 | Honeycomb 30° for SkyPanel S30 |

**LOUVERS**

| | |
|------------|---|
| L2.0007977 | 8-Chamber Eggcrate for SkyPanel S60 |
| L2.0008058 | Honeycomb 60° for SkyPanel S60 |
| L2.0008059 | Honeycomb 30° for SkyPanel S60 |
| L2.0009690 | 16-Chamber Eggcrate for SkyPanel S120-C |
| L2.0009561 | Honeycomb 60° for SkyPanel S120-C |
| L2.0009562 | Honeycomb 30° for SkyPanel S120-C |
| L2.0014979 | Honeycomb 60° for SkyPanel S360-C |
| L2.0014978 | Honeycomb 30° for SkyPanel S360-C |

SKYBENDER

| | |
|------------|-------------------------------|
| L2.0010271 | SkyBender for SkyPanel S30-C |
| L2.0009611 | SkyBender for SkyPanel S60-C |
| L2.0010352 | SkyBender for SkyPanel S120-C |



DICHOIC FILTER & PHOSPHOR PANELS



[Click here for more product related information | ARRI.com](#)

REMOTE PHOSPHOR

| | |
|------------|---|
| L2.0007520 | Remote Phosphor Panel for S30-RP - 2,700 K |
| L2.0007521 | Remote Phosphor Panel for S30-RP - 3,200 K |
| L2.0007522 | Remote Phosphor Panel for S30-RP - 4,300 K |
| L2.0007523 | Remote Phosphor Panel for S30-RP - 5,600 K |
| L2.0007524 | Remote Phosphor Panel for S30-RP - 6,500 K |
| L2.0007789 | Remote Phosphor Panel for S30-RP - 10,000 K |
| L2.0007525 | Remote Phosphor Panel for S30-RP Chroma Green |
| L2.0003347 | Remote Phosphor Panel for S60-RP - 2,700 K |
| L2.0003348 | Remote Phosphor Panel for S60-RP0 - 3,200 K |
| L2.0003349 | Remote Phosphor Panel for S60-RP - 4,300 K |
| L2.0003350 | Remote Phosphor Panel for S60-RP - 5,600 K |
| L2.0003346 | Remote Phosphor Panel for S60-RP - 6,500 K |
| L2.0007778 | Remote Phosphor Panel for S60-RP - 10,000 K |
| L2.0003351 | Remote Phosphor Panel for SkyPanel S60-RP Chroma Green |



BARNDOORS



[Click here for more product related information | ARRI.com](#)

4-LEAF BARNDOORS

| | |
|------------|--|
| L2.0008187 | 4-leaf barndoor for SkyPanel S30 |
| L2.0007530 | 4-leaf barndoor for SkyPanel S60 |
| L2.0010114 | 4-leaf barndoor for SkyPanel S120-C |
| L2.79380.0 | 4-leaf barndoor (78 mm / 3.1") for ARRI 150 |
| L2.79170.0 | 4-leaf barndoor (130 mm / 5.1") for ARRI 300 Plus |
| L2.79470.0 | 4-leaf barndoor (168 mm / 6.6") for Orbiter Open Face 60° & 30°, L5, ARRILITE 750 Plus & ARRI 650 Plus |
| L2.39670.0 | 4-leaf barndoor, True Blue (197 mm / 7.8") for L7, True Blue D5 & True Blue T1 |
| L2.76522.0 | 4-leaf barndoor (250 mm / 9.8") for ARRILITE 2000 Plus |
| L2.39870.0 | 4-leaf barndoor, True Blue (245 mm / 9.7") for Orbiter Open Face 15°, M8, True Blue D12, True Blue T2, True Blue ST1 & ST1/2 Theater |
| L2.40950.0 | 4-leaf barndoor, True Blue (344 mm / 13.5") for Orbiter Fresnel Lens 15 - 65°, L10, M18, True Blue D25, True Blue T5 & ST2/3 |
| L2.41200.0 | 4-leaf barndoor, True Blue (413 mm / 16.3") for M40, True Blue D40, & True Blue ST5 |
| L2.82150.0 | 4-leaf barndoor (510 mm / 20.1") for STUDIO T12 |
| L2.37560.0 | 4-leaf barndoor (584 mm / 23.0") |
| L2.71100.0 | 4-leaf barndoor (740 mm / 29.1") for ARRIMAX 18/12, ARRI Daylight 18/12 & STUDIO T24 |

**8-LEAF BARNDOORS**

| | |
|------------|--|
| L2.79500.0 | 8-leaf barndoor (168 mm / 6.6") for Orbiter Open Face 60° & 30°, L5 & ARRI 650 Plus |
| L2.39700.0 | 8-leaf barndoor, True Blue (197 mm / 7.8") for L7, True Blue D5 & True Blue T1 |
| L2.39900.0 | 8-leaf barndoor, True Blue (245 mm / 9.7") for Orbiter Open Face 15°, M8, True Blue D12, True Blue T2, True Blue ST1 & ST1/2 Theater |
| L2.40960.0 | 8-leaf barndoor, True Blue (344 mm / 13.5") for Orbiter Fresnel Lens 15 - 65°, L10, M18, True Blue D25, True Blue T5 & ST2/3 |
| L2.81210.0 | 8-leaf barndoor (413 mm / 16.3") for M40, True Blue D40, & True Blue ST5 |

FLEXDOOR

| | |
|------------|------------------------------|
| L2.0013877 | FlexDoor for SkyPanel S30 |
| L2.0013878 | FlexDoor for SkyPanel S60 |
| L2.0012922 | FlexDoor for SkyPanel S120-C |



SCRIMS & SCRIM BAGS

[Click here for more product related information | ARRI.com](https://www.ari.com)



SCRIMS

| | |
|------------|---|
| L2.0005089 | 3" Full Single Scrim for ARRI 150 |
| L2.0005090 | 3" Half Single Scrim for ARRI 150 |
| L2.0005091 | 3" Full Double Scrim for ARRI 150 |
| L2.0005092 | 3" Half Double Scrim for ARRI 150 |
| L2.0005109 | 5" Full Single Scrim for ARRI 300 Plus |
| L2.0005110 | 5" Half Single Scrim for ARRI 300 Plus |
| L2.0005111 | 5" Full Double Scrim for ARRI 300 Plus |
| L2.0005112 | 5" Half Double Scrim for ARRI 300 Plus |
| L2.0005119 | 6 5/8" Full Single Scrim for L5, ARRILITE 750 Plus & ARRI 650 Plus |
| L2.0005120 | 6 5/8" Half Single Scrim for L5, ARRILITE 750 Plus & ARRI 650 Plus |
| L2.0005121 | 6 5/8" Full Double Scrim for L5, ARRILITE 750 Plus & ARRI 650 Plus |
| L2.0005122 | 6 5/8" Half Double Scrim for L5, ARRILITE 750 Plus & ARRI 650 Plus |
| L2.0005096 | 7 3/4" Full Single Scrim for L7, True Blue D5 & True Blue T1 |
| L2.0005097 | 7 3/4" Half Single Scrim for L7, True Blue D5 & True Blue T1 |
| L2.0005098 | 7 3/4" Full Double Scrim for L7, True Blue D5 & True Blue T1 |
| L2.0005099 | 7 3/4" Half Double Scrim for L7, True Blue D5 & True Blue T1 |

**SCRIMS**

L2.0005103 9" Full Single Scrim
for M8, True Blue D12, T2, ST1

L2.0005104 9" Half Single Scrim
for True Blue D12, T2, ST1

L2.0005105 9" Full Double Scrim
for M8, True Blue D12, T2, ST1

L2.0005106 9" Half Double Scrim
for True Blue D12, T2, ST1

L2.0005227 10" Full Single Scrim for ARRILITE 2000 Plus

L2.0005228 10" Half Single Scrim for ARRILITE 2000 Plus

L2.0005229 10" Full Double Scrim for ARRILITE 2000 Plus

L2.0005230 10" Half Double Scrim for ARRILITE 2000 Plus

L2.0005069 13" Full Single Scrim
for L10, M18, True Blue D25, T5, ST2

L2.0005070 13" Half Single Scrim
for L10, True Blue D25, T5, ST2

L2.0005071 13" Full Double Scrim
for L10, M18, True Blue D25, T5, ST2

L2.0005072 13" Half Double Scrim
for L10, True Blue D25, T5, ST2

L2.0005124 15 1/2" Full Single Scrim
for True Blue D40 & ST5

L2.0005125 15 1/2" Half Single Scrim
for True Blue D40 & ST5

L2.0005126 15 1/2" Full Double Scrim
for True Blue D40 & ST5

L2.0005127 15 1/2" Half Double Scrim
for True Blue D40 & ST5

L2.0005157 15 5/8" Full Single Scrim for M40

L2.0005158 15 5/8" Full Double Scrim for M40



SCRIMS

| | |
|------------|--|
| L2.0005132 | 19 1/2" Full Single Scrim for STUDIO T12 |
| L2.0005133 | 19 1/2" Half Single Scrim for STUDIO T12 |
| L2.0005134 | 19 1/2" Full Double Scrim for STUDIO T12 |
| L2.0005135 | 19 1/2" Half Double Scrim for STUDIO T12 |

| | |
|------------|-----------------------------------|
| L2.0004049 | 22 1/2" Full Single Scrim for M90 |
| L2.0004050 | 22 1/2" Full Double Scrim for M90 |

| | |
|------------|---|
| L2.0005139 | 29" Full Single Scrim for ARRIMAX 18/12, ARRI Daylight 18/12 & STUDIO T24 |
| L2.0005140 | 29" Half Single Scrim for ARRIMAX 18/12, ARRI Daylight 18/12 & STUDIO T24 |
| L2.0005141 | 29" Full Double Scrim for ARRIMAX 18/12, ARRI Daylight 18/12 & STUDIO T24 |
| L2.0005142 | 29" Half Double Scrim for ARRIMAX 18/12, ARRI Daylight 18/12 & STUDIO T24 |

SCRIM BAGS

| | |
|------------|--|
| L2.0005250 | Scrim Bag 3 - 5" (ARRI 150 & ARRI 300 Plus) |
| L2.0005251 | Scrim Bag 6 5/8 - 7 3/4" (L5, L7, True Blue D5, ARRILITE 750 Plus, ARRI 650 Plus & True Blue T1) |
| L2.0005252 | Scrim Bag 9 - 10" (M8, True Blue D12, ARRILITE 2000 Plus, True Blue T2 & ST1) |
| L2.0005253 | Scrim Bag 13 - 15 1/2" (L10, M18, M40, True Blue D25, D40, T5, ST2 & ST5) |
| L2.0005254 | Scrim Bag 19 1/2 - 21" (STUDIO T12) |
| L2.0005255 | Scrim Bag (M90) |
| L2.0005256 | Scrim Bag 29" (ARRIMAX 18/12, ARRI Daylight 18/12 & STUDIO T24) |



FILTER FRAMES



[Click here for more product related information | ARRI.com](#)

FILTER FRAMES - CIRCULAR SHAPE

| | |
|------------|--|
| L2.79395.0 | Filter frame (78 mm / 3.1") for ARRI 150 |
| L2.79190.0 | Filter frame (130 mm / 5.1") for ARRI 350 Plus |
| L2.79490.0 | Filter frame (168 mm / 6.6") for L5 & ARRI 650 Plus |
| L2.79690.0 | Filter frame (197 mm / 7.8") for L7, True Blue D5 & True Blue T1 |
| L2.79890.0 | Filter frame (230 mm / 9.1") for M8, True Blue D12, True Blue T2 & True Blue ST1 |
| L2.80970.0 | Filter frame (330 mm / 13.0") for Orbiter Fresnel Lens 15 - 65°, L10, M18, True Blue D25, True Blue T5 & ST2/3 |
| L2.81220.0 | Filter frame (400 mm / 15.8") for M40, True Blue D40 & True Blue ST5 |
| L2.82155.0 | Filter frame (495 mm / 19.5") for STUDIO T12 |
| L2.71110.0 | Filter frame (740 mm / 29.1") for STUDIO T24 |

SPILL FRAMES

| | |
|------------|-----------------------------|
| L2.0012833 | Spill frame SkyPanel S120-C |
|------------|-----------------------------|



SOFTBOXES, ACCESSORY HOLDERS & SPEED RINGS



[Click here for more product related information | ARRI.com](#)

SOFTBOXES FOR SKYPANEL X

| | | |
|------------|---|-----|
| L2.0049585 | DoPchoice SNAPBOX®-SNOOT for X21 | NEW |
| L2.0049580 | DoPchoice SNAPBAG® for X21 | NEW |
| L2.0049582 | DoPchoice SNAPGRID® 30° for X21 & S60 | NEW |
| L2.0008143 | DoPchoice SnapGrid 40° for SNAPBAG® X21 & S60 | |
| L2.0049583 | Chimera Lightbank for X23 | NEW |

SOFTBOXES FOR Orbiter

| | | |
|------------|--|-----|
| L2.0033839 | Chimera Lightbank M for Orbiter | |
| L2.0036058 | Chimera Lightbank L for Orbiter | |
| L2.0034271 | Chimera Octa 4 for Orbiter | |
| L2.0041050 | EZ POP Soft Egg Crate 50° for Chimera Octa 4 | |
| L2.0034621 | Chimera Dome M for Orbiter | |
| L2.0034622 | Chimera Dome L for Orbiter | |
| L2.0033840 | DoPchoice SnapBag S for Orbiter | |
| L2.0034270 | DoPchoice SnapBag M for Orbiter | |
| L2.0038793 | DoPchoice SnapGrid S 40° fits DoPchoice SnapBag S for Orbiter, Chimera Lightbank for S30, Chimera POP Bank for S60 | |
| L2.0038791 | DoPchoice SnapGrid M 40° fits DoPchoice SnapBag M for Orbiter | |
| L2.0034269 | DoPchoice Octa 4 for Orbiter | |
| L2.0034266 | DoPchoice Dome S for Orbiter | |
| L2.0034267 | DoPchoice Dome M for Orbiter | |
| L2.0034268 | DoPchoice Dome L for Orbiter | |
| L2.0039437 | Orbiter Bag-o-Light | NEW |

**SOFTBOXES AND ACCESSORIES FOR SKYPANEL**

| | |
|------------|---|
| L2.0015899 | Chimera Lantern with Skirt for S30 |
| L2.0020498 | Chimera POP Bank for S30 |
| L2.0021388 | Chimera Lightbank with Brackets for S30 |
| L2.0008142 | DoPchoice SnapGrid 40° for S30 |
| L2.0008140 | DoPchoice SnapGrid 40° for SnapBag S30 |
| L2.0008141 | DoPchoice SnapBag for S30 |
| L2.0020274 | DoPchoice Octa 4 for S30 |
| L2.0020275 | DoPchoice SnapGrid 40° for Octa 4 |
| L2.0035809 | DoPchoice Octa 4 Eyelight Baffle |
| L2.0035808 | DoPchoice Octa 4 Eyelight Magic Cloth |
| L2.0035807 | DoPchoice Octa 4 Eyelight 1/4 Grid |
| L2.0015900 | Chimera Lantern with Skirt for S60 |
| L2.0020499 | Chimera POP Bank for S60 |
| L2.0021390 | Chimera Shallow Lightbank with Brackets for S60 |
| L2.0021389 | Chimera Lightbank with Brackets for S60 |
| L2.0008144 | DoPchoice SnapGrid 40° for S60 |
| L2.0008143 | DoPchoice SnapGrid 40° for SnapBag S60 |
| L2.0008145 | DoPchoice SnapBag for S60 |
| L2.0033435 | Chimera Octa 5 for SkyPanel S60 |
| L2.0016163 | DoPchoice Octa 5 for 2x S60 (incl. Bracket) |
| L2.0020276 | DoPchoice SnapGrid 40° for Octa 5 |
| L2.0016160 | DoPchoice Octa 7 for 2x S60 (incl. Bracket) |
| L2.0020277 | DoPchoice SnapGrid 40° for Octa 7 |
| L2.0013180 | Chimera Lightbank with Brackets for S120-C |
| L2.0021309 | Chimera POP Bank for S120-C |
| L2.0010382 | DoPchoice SnapGrid 40x60° for S120-C |
| L2.0010383 | DoPchoice SnapBag for S120-C |
| L2.0010381 | DoPchoice SnapGrid for SnapBag S120-C |
| L2.0033950 | Chimera POP Bank for S360-C |
| L2.0033951 | Chimera Panel Lantern for S360-C |
| L2.0016383 | DoPchoice SnapGrid 40° for S360-C |
| L2.0016382 | DoPchoice SnapBox for S360-C |

**SOFTBOXES AND ACCESSORIES FOR SKYPANEL**

| | |
|------------|--|
| L2.0020278 | DoPchoice SnapBag 6'x6' for S360-C |
| L2.0020279 | DoPchoice SnapGrid 40° for SnapBag S360-C |
| L2.0015977 | Chimera Universal Brackets for SkyPanel (suitable for S30 / S60 / S120-C) |

VIDEO PRO SOFTBOXES

| | |
|------------|---|
| L2.0005045 | Chimera Video Pro Bank XXS (12" x 16") |
| L2.0005240 | Chimera Video Pro Bank, XS (16" x 22") |
| L2.0005218 | Chimera Video Pro Bank, Small (24" x 32") |

QUARTZ SOFTBOXES

| | |
|------------|--|
| L2.0005232 | Chimera Quartz Bank, Small (24" x 32") |
|------------|--|

ARRILITE SOFTBOXES

| | |
|------------|---|
| L2.0005200 | White Umbrella (ARRILITE 750 Plus & 2000 Plus) |
| L2.0005195 | Umbrella Holder (ARRILITE 750 Plus & 2000 Plus) |

ACCESSORY HOLDERS & SPEED RINGS

| | |
|------------|--|
| L2.36780.0 | Accessory Holder with Integral Speed Ring (ARRILITE 750 Plus) |
| L2.0005051 | Chimera 5" Speed Ring (FR 300, PP 200, Compact 125) |
| L2.0005123 | Chimera 6 5/8" Speed Ring (FR 650, PP 400, Compact 200) |
| L2.0005217 | Chimera 7 1/4" Speed Ring (ARRILITE 1000, ARRILITE 650) |
| L2.0005231 | Chimera 10" Speed Ring (ARRILITE 2000 Plus) |

GRIDS

| | |
|------------|------------------------------------|
| L2.0005238 | Chimera Grid Screen Set XS |
| L2.0005239 | Chimera Grid 40° Fabric Grid XS |
| L2.0005216 | Chimera Grid Screen Set, Small |
| L2.0005219 | Chimera Grid 40° Fabric Grid Small |



GRIP



[Click here for more product related information | ARRI.com](#)

CLAMPS

| | |
|------------|---|
| L2.0038027 | Mini Variable Friction Arm - Orbiter |
| LK.0005593 | Super Clamp with 5/8" Stud |
| L2.0005196 | Super Clamp without Stud |
| L2.0005282 | Junior Pipe Clamp |
| L2.0005284 | Baby Pipe Clamp |
| L2.0005283 | Mega-Swivel™ Pipe Clamp with Bolt |
| L2.0005201 | Ceiling Scissor Clamp with 5/8" spigot |
| L2.0005203 | Magic Arm |
| L2.0036395 | DoPchoice Bracket for 2x S60 |
| L2.0008082 | Rail Mount Adapter for SkyPanel PSU |
| L2.0014566 | Space Light Silk Mounting Adapter for S60 |
| L2.0006921 | Super Clamp Adapter for SkyPanel PSU |
| L2.0033989 | B-Mount Battery Adapter Plate |
| L2.0008071 | Battery Adapter Plate for Anton/Bauer |
| L2.0008070 | V-Mount Battery Adapter Plate |
| L2.76100.0 | Super Clamp with Mounting Plate |
| L2.0005202 | Baby Pin with 3/8" Threaded Stud |

YOKES

| | | |
|------------|--|------------|
| L2.0048577 | X21 Manual Yoke incl. Spigot | NEW |
| L2.0049573 | X Modular Yoke, incl. Spigot | NEW |
| L2.0049570 | X23 Modular Frame, incl. Daisy Chain Cabling Ethernet & Power | NEW |
| L2.0049577 | X22 Modular Frame, incl. Daisy Chain Cabling Ethernet & Power | NEW |
| L0.0049837 | X Modular System, incl. X Modular Yoke, X22 & X23 Modular Frames with Daisy Chain Cabling Ethernet & Power | NEW |

**YOKES**

| | | |
|------------|---|--|
| L2.0049276 | SkyPanel X Twin Quick-Lock without Spigot/Clamp | |
| L2.0034025 | Orbiter Manual Yoke with Spigot | |
| L2.0036642 | Orbiter P.O. Yoke with Spigot | |
| L2.0008078 | Center Mount Yoke (SkyPanel) | |
| L2.0008184 | Double Vertical Yoke for SkyPanel S30 | |
| L2.0008098 | Double Vertical Yoke for SkyPanel S60 | |
| L2.0010180 | Double Vertical Yoke for SkyPanel S120-C | |
| L2.0008080 | Fixed Center Mount Yoke (SkyPanel) | |
| L2.0015929 | Short Yoke for SkyPanel S360-C (incl. Pin) | |
| L2.0014136 | SkyPanel Side Handles (2 pcs.) | |
| L2.0007929 | Stirrup Manual S30 | |
| L2.0007935 | Stirrup P.O. S30 | |
| L2.0008629 | Stirrup Manual S60 (Aluminum Profile) | |
| L2.0007934 | Stirrup P.O. S60 | |
| L2.0010151 | Stirrup Manual S120-C | |
| L2.0009423 | Stirrup P.O. S120-C | |

SAFETY CABLES

| | |
|------------|-----------------------------|
| L2.0005271 | Safety Cable with Carabiner |
|------------|-----------------------------|



CABLES



[Click here for more product related information | ARRI.com](#)

HEAD-TO-BALLAST CABLES

| | |
|------------|--|
| L2.0005059 | 25' Head-to-Ballast cable 575/800/1200/1800W |
| L2.0005081 | 25' Head-to-Ballast cable 2500/4000W |
| L2.0005175 | 25' Head-to-Ballast cable 6000W/9000W |
| L2.0005060 | 50' Head-to-Ballast cable 575/800/1200/1800W |
| L2.0005082 | 50' Head-to-Ballast cable 2500/4000W |
| L2.0005176 | 50' Head-to-Ballast cable 6000/9000W |
| L2.0005189 | 50' Head-to-Ballast cable 12000/18000W |
| L2.0005058 | *100' Head-to-Ballast cable 575/1200/1800W |
| L2.0005080 | *100' Head-to-Ballast cable 2500/4000W |
| L2.0005177 | *100' Head-to-Ballast cable 6000W/9000W |
| L2.0005188 | *100' Head-to-Ballast cable 12000/18000W |

**Denotes Special Order Only Item – Not subject to cancelations or returns*

MAINS- & EXTENSION CABLES

| | |
|------------|---|
| L2.0001485 | Mains cable, 1.5 m, TRUE1 TOP Bare Ends |
| L2.0001487 | Mains cable, 7 m, powerCON TRUE1 TOP Edison, with line switch |
| L2.0024627 | Mains cable, 3 m, powerCON TRUE1 TOP Bare Ends, with line switch |
| L2.0007515 | Mains cable, 3 m, powerCON TRUE1 TOP Edison |
| L2.0005974 | Mains cable, 3 m, powerCON TRUE1 TOP Bare Ends |
| L2.0049452 | Mains cable, 3m, powerCON TRUE1 TOP Bare Ends / UL NEW |
| L2.0015785 | Mains cable S360-C, 3 m, powerCON 32 A / Edison |
| L2.0015788 | Mains cable S360-C, 3 m, powerCON 32 A / Bare Ends |

**MAINS- & EXTENSION CABLES**

L2.0012548 Daisy Chain Cable, 3 m, powerCON TRUE1 TOP/
UL

L2.0049353 Daisy Chain Cable, 0.8 m powerCON TRUE1 TOP
/ CE

NEW

L2.0049357 Daisy Chain Cable, 0.8 m Ethernet

NEW

L2.0033799 Orbiter Control Panel Cable, 5 m

L2.0033800 Orbiter Control Panel Cable, 15 m

POWER CABLES

L2.0007492 DC cable 0.5 m (XLR3) SkyPanel

L2.0007491 DC cable 1 m (XLR3) SkyPanel

L2.0007493 DC cable 3 m (XLR3) SkyPanel

L2.0007494 DC cable 10 m (XLR3) SkyPanel

L2.0007860 DC cable 15 m (XLR3) SkyPanel

L2.0016030 DC cable 5 m (4-Pin 30A) SkyPanel S360-C

L2.0016031 DC cable 10 m (4-Pin 30A) SkyPanel S360-C

CABLE CROSSOVERS

L2.0005257 Cable Crossover Sm Blue Single

L0.0006597 Cable Crossover Sm Blue 3 Pack

L0.0006598 Cable Crossover Sm Blue 6 Pack

DMX CABLES

L2.0005169 PowerDMX Cable 4 Pin 3'

L2.0005170 PowerDMX Cable 4 Pin 10'

L2.0005171 PowerDMX Cable 4 pin 25'

L2.0005172 DMX Cable 5 pin 10'

L2.0005173 DMX Cable 5 Pin 25'

L2.0005174 DMX Cable 5 Pin 50'



STANDS & OPERATING POLES



[Click here for more product related information | ARRI.com](#)

LIGHTWEIGHT STANDS

L2.0005199 AS-1 Lightweight Stand
(folded 26.5", extends to 7'8")

L2.0005198 AS-01 Lightweight Stand
(folded 30", extends to 8'6")

L2.0005197 AS-2 Lightweight Stand
(folded 34.5", extends to 8'6")

OPERATING POLES

L2.0005113 Operating Pole for Pole Operated Fixtures,
extends to 12.5'



CASES (EMPTY)

[Click here for more product related information | ARRI.com](https://www.rrr.com)



Orbiter CASES & BAGS

- L2.0034626 Orbiter Case (Offers space for Orbiter, Yoke, Antenna, Control Panel, Protective Cap, Cables, Barndoors, Rain Cover and Skid) / Hard, empty
- L2.0034624 Bag for Orbiter Open Face Optics (Offers space for 15°, 30°, 60° Open Face Optics and Protective Cap) / Soft, empty

SKYPANEL CASES

- L2.0010639 Case for SkyPanel S30 - Molded Single (88 x 16 x 59 cm / 34,6 x 6,3 x 23,2")
- L2.0010640 Case for SkyPanel S30 - Molded Double (86 x 45 x 57 cm / 33,9 x 17,7 x 22,4")
- L2.0015848 Case for SkyPanel S60 - Molded Single US (87.9 x 24.4 x 76.2 cm / 34.6 x 9.6 x 30.0")
- L2.0013694 Case for SkyPanel S120-C - Molded, Center Mount (146 x 53 x 29 cm / 57,3 x 20,7 x 11,2")
- L2.0013695 *Case for SkyPanel S120-C - Molded, Manual (157 x 60 x 26 cm / 61.6 x 23.7 x 10.1")
- L2.0016354 Case for SkyPanel S360-C - Hard, Single (166 x 54 x 143 cm / 65.3 x 21.2 x 56.1")

**Stirrup must be removed to insert fixture into case*

**L-SERIES CASES**

- L2.0005165 *Lamphead Case L7 (21"x17"x29")
- L2.0009328 *Case Lamphead L10

M8 CASE

- L2.0005067 *Case with wheels M8 System

COMPACT CASE

- L2.0005278 Compact 4-Light Case with Wheels
(32 1/2" x 17" x 10 1/2")

SKYPANEL ACCESSORY BAGS

- L2.0008309 Accessory Bag for SkyPanel S30
(for max. 4 diffusion panels or honeycombs)
- L2.0008306 Accessory Bag for SkyPanel S60
(for max. 4 diffusion panels or honeycombs)
- L2.0013780 Accessory Bag for SkyPanel S120-C
(for max. 4 diffusion panels or honeycombs)

TRANSPORT CASES

- L2.0005076 *Lamphead Case D12 HMI Fresnel Head
- L2.0005079 *Lamphead Case AS12+, AS18, M18 Lamp Head
- L2.0005064 *Lamphead Case D5 HMI Fresnel Head
- L2.0005084 *Lamphead Case D25 HMI Fresnel Head
- L2.0005160 *Lamphead Case D40 HMI Fresnel Head
- L2.0005153 *Lamphead Case with Casters
(Drop-In AS40/25 Head)

**Denotes Special Order Only Item – Not subject to cancelations or returns*

**TRANSPORT CASES**

L2.0005279 Compact 3-Light Case with Wheels
(32 1/2" x 17" x 10 1/2")

L2.0005223 Heavy Duty Case with Wheels
(40 1/2" x 20 1/2" x 13 1/2")

L2.0005233 Heavy Duty Case with Wheels
(40" x 19 1/2" x 15")

BALLAST CASES

L2.0005078 *Electronic Ballast Case (575/1200/1800W)

L2.0005085 *Electronic Ballast Case (2.5/4kW or 6kW)

**Denotes Special Order Only Item – Not subject to cancelations or returns*



LAMPS

[Click here for more product related information | ARRI.com](#)



DAYLIGHT

| | |
|------------|------------------------------|
| L2.0005061 | 575W Single Ended HMI Lamp |
| L2.0005066 | 800W Single Ended HMI Lamp |
| L2.0005068 | 1200W Single Ended HMI Lamp |
| L2.0005077 | 1800W Single Ended HMI Lamp |
| L2.0005083 | 2500W Single Ended HMI Lamp |
| L2.0005147 | 4000W Single Ended HMI Lamp |
| L2.0005179 | 6000W Single Ended HMI Lamp |
| L2.0005269 | 9000W Single Ended HMI Lamp |
| L2.0004045 | 12000W Single Ended HMI Lamp |
| L2.0005193 | 18000W Single Ended HMI Lamp |
| L2.0004044 | 12000W DE HMI Lamp |
| L2.0004046 | 18000W DE HMI Lamp |

120V TUNGSTEN LAMPS

| | |
|------------|--|
| L2.0005206 | Lamp HPL, 750W, 3250K, 300 hour, AL 750 Plus |
| L2.0005209 | Lamp HPL, 575W, 3250K, 300 hour, AL 750 Plus |
| L2.0005208 | Lamp DXW, 1000W, 3200K, 300 hour, AL 1000 |
| L2.0005225 | Lamp FEY, 2000W, 3200K, 300 hour, AL 2000 |
| L2.0005086 | Lamp ESR, 100W, 2900K, 750 hour, FR 150 |
| L2.0005087 | Lamp ESP, 150W, 2900K, 1000 hour, FR150 |
| L2.0005107 | Lamp FKW, 300W, 3200K, 150 hour, FR 300/650 |
| L2.0005117 | Lamp FRK, 650W, 3200K, 150 hour, FR 650 |
| L2.0005093 | Lamp EGR, 750W, 3200K, 200 hour, FR 1000 |
| L2.0005095 | Lamp EGT, 1000W, 3200K, 250 hour, FR 1000 |
| L2.0005100 | Lamp CYX, 2000W, 3200K, 400 hour, FR 2000 |
| L2.0005115 | Lamp DPY, 5000W, 3200K, 500 hour, FR 5000 |

**220/230/240V TUNGSTEN LAMPS**

| | |
|------------|--|
| L2.0005129 | Lamp DTY, 10000W, 3200K, 300 hour, FR T12 |
| L2.0005130 | Lamp KP120 (120V), 12000W, 3400K, 150 hour, FR T12 |
| L2.0005207 | Lamp HPL, 750W, 3200K, 300 hour, AL 750 Plus |
| L2.0005211 | Lamp HPL, 575W, 3200K, 400 hour, AL 750 Plus |
| L2.0005210 | Lamp P2/35, 1000W, 3200K, 150 hour, AL 1000 |
| L2.0005226 | Lamp FEX, 2000W, 3200K, 300 hour, AL 2000 |
| L2.0005088 | *Lamp A1248, 150W, 3200K, 50 hours, FR 150 |
| L2.0005108 | Lamp FSL CP81, 300W, 3200K, 150 hour, FR 300 |
| L2.0005118 | Lamp FRL CP89, 650W, 3200K, 150 hour, FR 650 |
| L2.0005094 | Lamp FKJ, 1000W, 3200K, 250 hour, FR 1000 |
| L2.0005101 | Lamp FKK CP41, 2000W, 3200K, 400 hour, FR 2000 |
| L2.0005116 | Lamp CP29, 5000W, 3200K, 500 hour, FR 5000 |
| L2.0004031 | Lamp CP83, 10000W, 3200K, 500 hour, FR T12 |
| L2.0005131 | Lamp KP120 (230V), 12000W, 3400K, 150 hour, FR T12 |
| L2.0005136 | Lamp BCM, 20000W, 3200K, 300 hour, FR T24 |
| L2.0005137 | Lamp KP240 (240V), 24000W, 3400K, 150 hour, FR T24 |
| L2.0005138 | Lamp KP240 (220V), 24000W, 3400K, 150 hour, FR T24 |

**Note: L2.0005088 fits only L1.79360.E 150W Fresnel 220V*



LENSES



[Click here for more product related information | ARRI.com](#)

LENS SETS

| | |
|------------|--|
| LK.0005829 | *Lens Set for AS12+ & AS18 (Spot, Medium, Wide, Super Wide, Frosted) |
| L2.0005074 | Lens Case for AS12 & AS18 |
| LK.0005830 | **Lens Set for AS40 & AS25 (Spot, Medium, Wide, Super Wide, Frosted) |
| L2.0005155 | Lens Case for AS40 & AS25 |

**To be used with L2.77572.2 Conversion Kit only*

***To be used with L2.37385.0 Conversion Kit only*



OTHER ACCESSORIES

[Click here for more product related information | ARRI.com](#)



POWER SUPPLY

L2.0007735 Power Supply Unit for S30 - blue/silver

L2.0007886 Power Supply Unit for S30 - black

L2.0012491 Power Supply Unit for S60/S120-C - blue/silver

L2.0012492 Power Supply Unit for S60/S120-C - black

L2.0015249 Power Supply Unit for S360-C - blue/silver

CONVERSION KITS

L2.77572.2 Conversion Kit from M18 to AS18: PAR Reflector, three brackets and one top latch (Requires LK.0005829 Lens Set after conversion)

L2.37385.0 Conversion Kit from M40 to AS40: PAR Reflector, three brackets and one top latch (Requires LK.0005830 Lens Set after conversion)

REFLECTOR

L2.37940.0 Spot reflector for ARRIMAX 18/12, 8° - 15° HPA

MISCELLANEOUS

L2.0039421 Orbiter Docking Ring

NEW

L2.0037805 Orbiter Rain Cover

L2.0034272 Orbiter Skid silver

L2.0039329 Orbiter Skid black

L2.0042990 Rain Cover for S60

NEW

L2.0005247 25' Extension Cable w/ Triple Tap

L2.76306.0 Light & Flicker Analyzer

L2.0004015 Head/Ballast Cable-checker 575-4000W

L2.0004016 Head/Ballast Cable-checker 6-12-18K

**Denotes Special Order Only Item – Not subject to cancelations or returns*

DISCLAIMER OF WARRANTY



PTransportation: All sales are F.O.B. Seller's plant. All shipping, insurance, freight, and other handling charges are to be borne by the buyer. Seller's responsibility ceases upon acceptance of merchandise by carrier. Damage claims must be made directly to the carrier.

Terms of Payment: Net 30 days from date of invoice with approved credit. Thereafter, a service charge of 1.5% per month will be applied.

Insurance: Unless requested by the Buyer, Seller will not secure transportation insurance. Insurance requested by Buyer is at Buyer's expense.

Acceptance: Possession of this information or other price lists, catalogs, or promotional materials is not, in itself, an offer to sell. All orders are subject to written acceptance by the Seller.

Returns: No equipment will be accepted for return unless permission is granted from ARRI INC. Returns are subject to restocking charges.

Warranty: ARRI Lighting products are warranted to be free of material and workmanship defects for a period of two years from the date of shipment. Any claim for defective merchandise, imperfect manufacture, shortage in count, or for any other defect known by customer to be existing at the time of delivery is waived by customer unless made in writing within five days after delivery.

ARRI Sales Departments: www.arri.com/en/contact

The conditions for the extended warranty can be found by clicking on the corresponding icon or via the following link: www.arri.com/lighting/extended-warranty

Photos presented may vary from actual products.

ARRI, the ARRI logo, ARRIMAX, ARRISUN, EB, **UOS**, L-Series, MAX Technology, M-Series, Orbiter, POCKETPAR, Quick Lighting Mount, QLM, True Blue, SkyPanel, SKYPANEL, Stellar, and T12 as well as the blue/silver color combination are registered trademarks of Arnold & Richter Cine Technik GmbH & Co. Betriebs KG.

© 2019 Arnold & Richter Cine Technik GmbH & Co. Betriebs KG. Reproduction and circulation in whole or in parts without prior permission is prohibited. All rights reserved.

Lighting Product Catalog V1.1 valid from September 13th 2023 until revoked



1. General Scope

The terms and conditions delineated herein shall be the sole terms and conditions which apply to all of ARRI's current and future business transactions. Unless ARRI has approved of such in writing, any terms or conditions which conflicts with, deviate from or modify the terms and conditions delineated herein shall not be binding on ARRI irrespective of whether ARRI had prior notice of such terms or conditions. ARRI hereby expressly objects to any such conflicting, deviating or modified terms or conditions.

2. Contract Formation

2.1 Any offers made by ARRI shall be without obligation and subject to change without notice provided that the parties have not agreed to a lock-up period.

2.2 The customer is bound to its order for a period of four weeks after its receipt by ARRI. A contract is deemed to exist upon the customer's receipt of ARRI's written confirmation regarding the order or the effective delivery of the applicable goods to the customer pursuant to the terms hereof.

2.3 The scope and type of delivery for an order shall be established solely through ARRI's written confirmation relating to such order. Any errors omissions in ARRI's sales prospectus, pricelists, offer documents or other related documentation may be amended without ARRI incurring any liability for damages or compensation in relation to such errors or omissions.

3. Payment, Set-Off, Withholding

3.1 The purchase price for the contract shall be that price which is specified by ARRI for such contract and shall apply ex works, exclusive of any valueadded tax; if the price is not indicated, the pricelist then in effect shall apply. If the sale has occurred through delivery to a place other than the place of performance (at the customer's request), any costs incurred for packaging, shipping, freight, customs or other related costs will be charged separately. If the customer fails to accept delivery when tendered by ARRI, it must nevertheless make payment.

3.2 In the event that the manufacturing costs for the contracted goods (including, but not limited to, wages, salaries, materials or production costs) rise subsequent to formation of the contract, ARRI shall have the right to increase the purchase price in accordance therewith.

3.3 Invoices from ARRI are due upon ARRI making the goods available to the customer and the payable without deductions within 10 days of the issuance thereof. Upon a default in payment, any overdue amounts will accrue interest at a rate of 8% above the basic interest rate. ARRI reserves its right to assert any further claims regarding damages resulting from a default.

3.4 The customer can offset its payments only if its counterclaim thereto have been judicially sustained or recognized by a declaratory judgment. A right to withholding shall only apply to counterclaims arising specifically from the contract which is the subject of such withholding.

4. Delivery

4.1 The dates for delivery and/or the making available of the goods are not binding unless a date for such has been agreed to in writing by ARRI.

4.2 ARRI is entitled to carry out advance and/or partial deliveries of the goods.

4.3 In the event that ARRI is unable to deliver or make the goods available to the customer due to events of force majeure lasting for a period of three months or more, ARRI's obligation to deliver or make the goods available shall be deemed extinguished in its entirety.

4.4 ARRI shall be entitled to postpone delivery or availability of the goods for the entire duration of the force majeure events.

4.5. Events of force majeure shall be deemed to be any events which are beyond ARRI's control and which make delivery impossible or unreasonably difficult, including, for example, strikes, lawful lockouts, war, import or export prohibitions, scarcity of energy supplies or raw materials, or the delayed delivery to ARRI of goods required for the performance of its obligations hereunder for reasons beyond ARRI's control. If ARRI is released from its obligations as described in Section 4.3 above, the customer shall be entitled to rescind the applicable contract. Compensation for damages for nonperformance can be claimed by the customer only if the default in delivery is due to ARRI's gross, negligence or is intentionally caused by ARRI.

5. Transfer of Risk

5.1 The risk of loss or damage to the goods passes to the buyer as soon as ARRI has dispatched the goods from its premises (i.e., plant, factory or warehouse) or upon the surrendering of the goods to the applicable carrier or to the customer itself, as the case may be. The above shall also apply in the event that ARRI serves as the carrier for the goods.

5.2. If the forwarding or collection of the goods is delayed due to reasons attributable to the customer, the risk of loss shall be transferred to the customer upon the readiness of the goods for dispatch.

6. Defective Goods

6.1 The customer must inspect the delivered goods immediately upon its receipt of such. The customer must notify ARRI in writing of any apparent defects within one week of the goods' receipt. ARRI must be notified of hidden defects in writing within two weeks of their emergence but in no event later than one year after delivery of such goods. In the event that the customer fails to meet the aforementioned notification obligations, the goods shall be deemed to have been accepted and the rights set forth in Sections 6.2 and 6.3 below shall not be in effect.

6.2 In the event that the customer has notified ARRI of defects in a timely manner and is thus eligible to make a claim for re-performance, ARRI shall have the right, at its own cost, either to remedy the defect or to redeliver conforming goods.

6.3. If ARRI twice fails to remedy a defect or if ARRI is otherwise unable to accomplish its re-performance obligation or fails to do so within a time period reasonably set forth by the customer, the customer shall be entitled to reduce the purchase price under the contract or to cancel the contract. Instead of seeking performance, the customer can make a claim for damages or for compensation for expenses. However, if the customer elects to rescind the contract it shall have no right to make any claim for damages with respect to the defective goods.

6.4 Provided that ARRI has not acted fraudulently, any claims of the customer regarding the goods shall become void and unenforceable one year after delivery of the applicable goods. 6.5 The prescription period of one year in Section 6.4 above shall be replaced by a prescription period of two years for goods from the product range „Light“ of ARRI that are distributed under the brand „ARRI“.

7. Liability

7.1 ARRI shall be liable for any damage hereunder caused by it intentionally or caused by its gross negligence.

7.2 In the event of simple negligence by ARRI, ARRI shall be liable only for ordinary and foreseeable damage arising from the contract, and only to the extent that ARRI has breached material contractual obligations. Further, in the event of simple negligence by ARRI, ARRI shall be liable for personal injury and/or health-related damage attributable to ARRI.

7.3 ARRI shall not be liable for consequential damages and unforeseen damages (including consequential damages resulting from defective goods) as well as loss of profits in the event it has acted with simple negligence.

7.4 ARRI shall be subject to no liability beyond that which is delineated in this Section 7.

7.5 To the extent that ARRI's liability is excluded or limited, such exclusion or limitation shall apply to any persons or entities employed by ARRI in the performance of its contractual obligations.

7.6 The limitations of liability delineated herein shall not apply to any legally prescribed strict liability, in particular any such strict liability arising from laws regarding guarantees or product warranties.

8. Retention of Title

8.1 Ownership of the delivered goods shall remain with ARRI until it has received full payment for such goods. Title to the goods shall first pass to the customer upon ARRI's receipt of all payments which are due under the current applicable contract.

8.2 Prior to obtaining title to the goods, the customer is not entitled to pledge, to assign by way of security, to process or to alter the goods. The customer is, however, authorized to sell the goods to third parties in the ordinary course of business unless a non-assignability agreement regarding the consideration exists between the customer and the third party. If a third party acquires an interest in the goods through a resale to such party, the customer agrees to assign to ARRI all of its correlating rights and claims against such third party. ARRI hereby accepts such assignment.

8.3 Any combination, amalgamation and/or processing of the goods (sections 947, 948 and 950 BGB [German Civil Code]) shall be deemed to have been made on behalf of ARRI. ARRI shall acquire title to the resulting product in the ratio of the invoiced value of the goods and services provided by ARRI to the total invoiced value of the resulting product. If the goods have been resold to a third party, the assignment of rights and claims performed in accordance with Section 8.2 above shall be valid solely up to the amount of the invoiced value of goods and services provided by ARRI.

8.4 Upon a default in payment by the customer, ARRI has the right to disclose to any applicable third party that it holds an interest in the goods pursuant to the assignment delineated above and to assert any of its claims directly. The customer is obligated to provide and deliver to ARRI all documentation required for the assertion of such claims. The customer must also make available to ARRI, completely and in a timely fashion, all information about any events that might affect the obligations described above.

9. Jurisdiction; Governing Law

9.1. The parties hereto agree that the exclusive jurisdiction for any transaction and/or contract between the parties is Munich, Germany.

9.2 The relationship of the parties hereto shall be exclusively governed by and in all respects construed in accordance with the laws of the Federal Republic of Germany with no application whatsoever of the United Nations sales law.

¹ Kaufleute as defined in the HGB [German Commercial Code]

Revision: 1st February 2023

Registered Office: Munich

Trade Register: Municipal Court Munich, HRA 57918

General Partner: Arnold & Richter Cine Technik GmbH & Co. Betriebs KG

Registered Office: Munich

Trade Register: Municipal Court Munich, HRB 54477

Managing Board: Dr. Matthias Erb, Lars Weyer

Chairman of the Advisory Board: Prof. Dr. Hans Joerg Bullinger

VAT No: DE 129725260



This page is intentionally left blank.



www.ari.com